

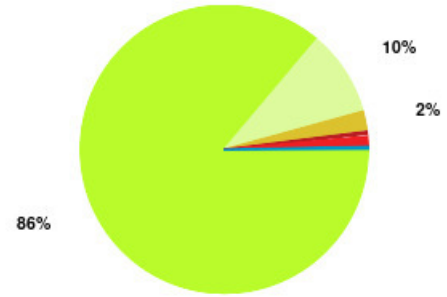
Monthly Report December 2023

Overall CHCP CIC Summary

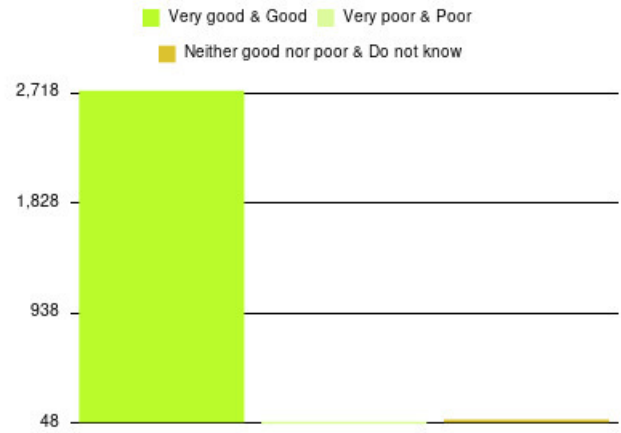
Number of responses: 2867

Experience	Amount	Percentage
Very good	2467	86.048%
Good	275	9.592%
Neither good nor poor	65	2.267%
Poor	16	0.558%
Very poor	32	1.116%
Do not know	12	0.419%

■ Very good
 ■ Good
 ■ Neither good nor poor
 ■ Poor
 ■ Very poor
 ■ Do not know



Experience	Amount	Percentage
Very good & Good	2742	95.640%
Very poor & Poor	48	1.674%
Neither good nor poor & Do not know	77	2.686%



Alderson House Summary

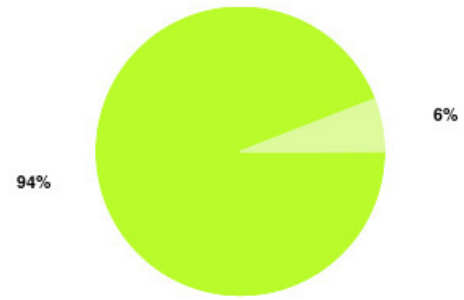
Number of responses: 0

Anticoagulation Summary

Number of responses: 50

Experience	Amount	Percentage
Very good	47	94.000%
Good	3	6.000%
Neither good nor poor	0	0.000%
Poor	0	0.000%
Very poor	0	0.000%
Do not know	0	0.000%

Very good Good Neither good nor poor Poor
Very poor Do not know



Experience	Amount	Percentage
Very good & Good	50	100.000%
Very poor & Poor	0	0.000%
Neither good nor poor & Do not know	0	0.000%



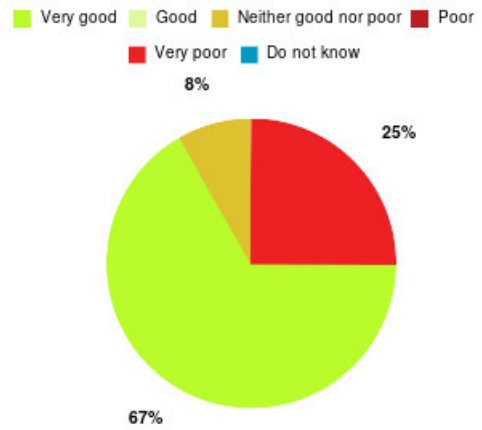
Bee At Home Care Service Summary

Number of responses: 0

Beverley UTC Summary

Number of responses: 12

Experience	Amount	Percentage
Very good	8	66.667%
Good	0	0.000%
Neither good nor poor	1	8.333%
Poor	0	0.000%
Very poor	3	25.000%
Do not know	0	0.000%



Experience	Amount	Percentage
Very good & Good	8	66.667%
Very poor & Poor	3	25.000%
Neither good nor poor & Do not know	1	8.333%

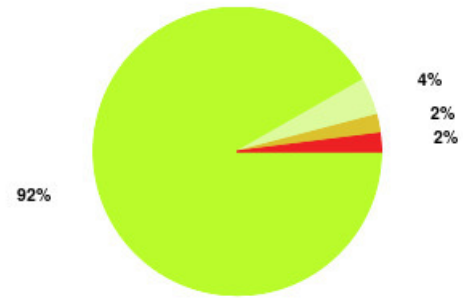


Bladder and Bowel (East Riding) Summary

Number of responses: 48

Experience	Amount	Percentage
Very good	44	91.667%
Good	2	4.167%
Neither good nor poor	1	2.083%
Poor	0	0.000%
Very poor	1	2.083%
Do not know	0	0.000%

■ Very good
 ■ Good
 ■ Neither good nor poor
 ■ Poor
■ Very poor
 ■ Do not know



Experience	Amount	Percentage
Very good & Good	46	95.833%
Very poor & Poor	1	2.083%
Neither good nor poor & Do not know	1	2.083%

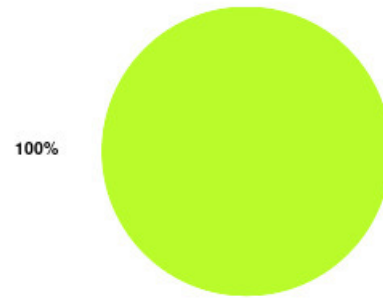


Bladder and Bowel (Hull) Summary

Number of responses: 3

Experience	Amount	Percentage
Very good	3	100.000%
Good	0	0.000%
Neither good nor poor	0	0.000%
Poor	0	0.000%
Very poor	0	0.000%
Do not know	0	0.000%

Very good Good Neither good nor poor Poor
Very poor Do not know



Experience	Amount	Percentage
Very good & Good	3	100.000%
Very poor & Poor	0	0.000%
Neither good nor poor & Do not know	0	0.000%

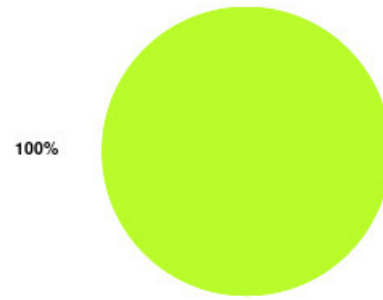


Bridlington ICC Summary

Number of responses: 7

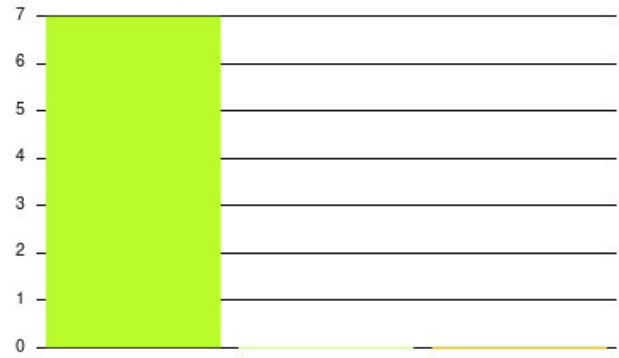
Experience	Amount	Percentage
Very good	7	100.000%
Good	0	0.000%
Neither good nor poor	0	0.000%
Poor	0	0.000%
Very poor	0	0.000%
Do not know	0	0.000%

Very good Good Neither good nor poor Poor
Very poor Do not know



Experience	Amount	Percentage
Very good & Good	7	100.000%
Very poor & Poor	0	0.000%
Neither good nor poor & Do not know	0	0.000%

Very good & Good Very poor & Poor
Neither good nor poor & Do not know

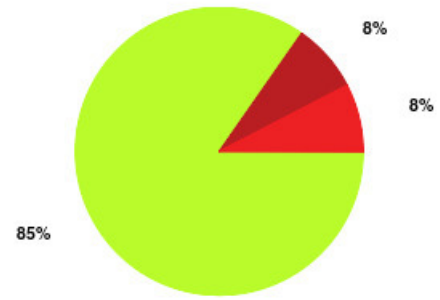


Bridlington UTC Summary

Number of responses: 13

Experience	Amount	Percentage
Very good	11	84.615%
Good	0	0.000%
Neither good nor poor	0	0.000%
Poor	1	7.692%
Very poor	1	7.692%
Do not know	0	0.000%

Very good Good Neither good nor poor Poor
Very poor Do not know



Experience	Amount	Percentage
Very good & Good	11	84.615%
Very poor & Poor	2	15.385%
Neither good nor poor & Do not know	0	0.000%

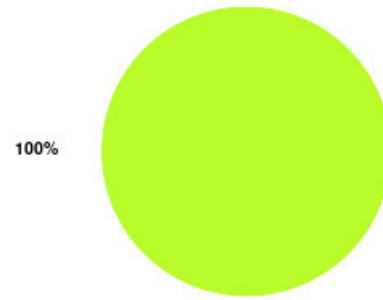


Cardiac Rehab (East Riding) Summary

Number of responses: 1

Experience	Amount	Percentage
Very good	1	100.000%
Good	0	0.000%
Neither good nor poor	0	0.000%
Poor	0	0.000%
Very poor	0	0.000%
Do not know	0	0.000%

Very good Good Neither good nor poor Poor
Very poor Do not know



Experience	Amount	Percentage
Very good & Good	1	100.000%
Very poor & Poor	0	0.000%
Neither good nor poor & Do not know	0	0.000%




Cardiac Rehab (Hull) Summary

Number of responses: 29

Experience	Amount	Percentage
Very good	28	96.552%
Good	1	3.448%
Neither good nor poor	0	0.000%
Poor	0	0.000%
Very poor	0	0.000%
Do not know	0	0.000%

Very good Good Neither good nor poor Poor
Very poor Do not know



Experience	Amount	Percentage
Very good & Good	29	100.000%
Very poor & Poor	0	0.000%
Neither good nor poor & Do not know	0	0.000%

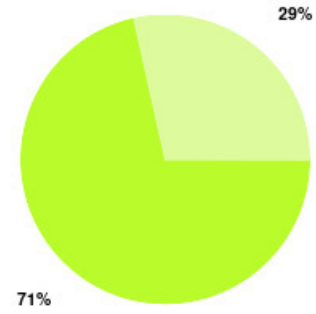


Care Co-ordination Hub (247111) Summary

Number of responses: 7

Experience	Amount	Percentage
Very good	5	71.429%
Good	2	28.571%
Neither good nor poor	0	0.000%
Poor	0	0.000%
Very poor	0	0.000%
Do not know	0	0.000%

■ Very good
 ■ Good
 ■ Neither good nor poor
 ■ Poor
 ■ Very poor
 ■ Do not know



Experience	Amount	Percentage
Very good & Good	7	100.000%
Very poor & Poor	0	0.000%
Neither good nor poor & Do not know	0	0.000%

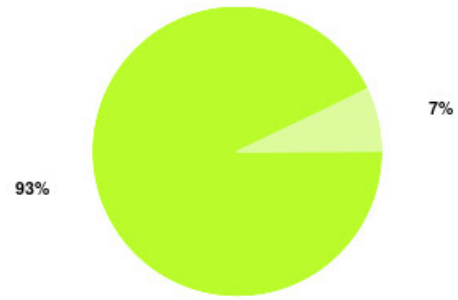


Carers' Information and Support Service Summary

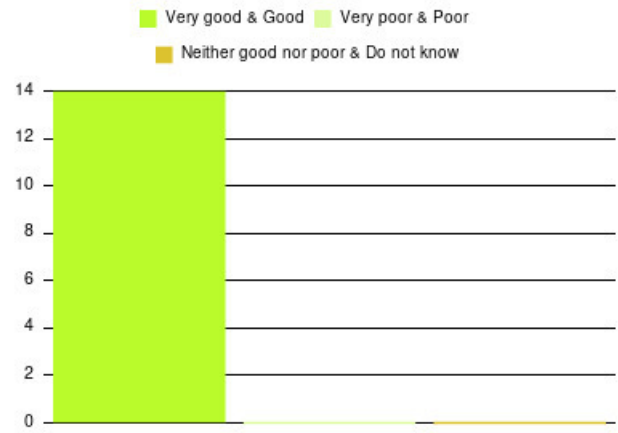
Number of responses: 14

Experience	Amount	Percentage
Very good	13	92.857%
Good	1	7.143%
Neither good nor poor	0	0.000%
Poor	0	0.000%
Very poor	0	0.000%
Do not know	0	0.000%

■ Very good
 ■ Good
 ■ Neither good nor poor
 ■ Poor
 ■ Very poor
 ■ Do not know



Experience	Amount	Percentage
Very good & Good	14	100.000%
Very poor & Poor	0	0.000%
Neither good nor poor & Do not know	0	0.000%

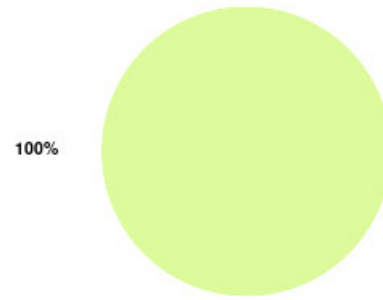


CHCP Yorkshire Fatigue Summary

Number of responses: 1

Experience	Amount	Percentage
Very good	0	0.000%
Good	1	100.000%
Neither good nor poor	0	0.000%
Poor	0	0.000%
Very poor	0	0.000%
Do not know	0	0.000%

Very good Good Neither good nor poor Poor
Very poor Do not know



Experience	Amount	Percentage
Very good & Good	1	100.000%
Very poor & Poor	0	0.000%
Neither good nor poor & Do not know	0	0.000%



CHPL - Bransholme Summary

Number of responses: 0

CHPL - Field View Surgery Summary

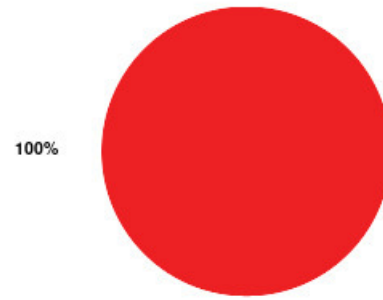
Number of responses: 0

CHPL - Southcoates/Marfleet Summary

Number of responses: 1

Experience	Amount	Percentage
Very good	0	0.000%
Good	0	0.000%
Neither good nor poor	0	0.000%
Poor	0	0.000%
Very poor	1	100.000%
Do not know	0	0.000%

Very good Good Neither good nor poor Poor
Very poor Do not know



Experience	Amount	Percentage
Very good & Good	0	0.000%
Very poor & Poor	1	100.000%
Neither good nor poor & Do not know	0	0.000%



Community Activity programme (SH) Summary

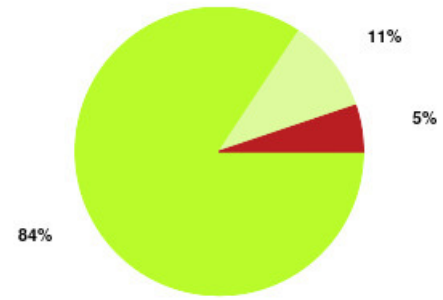
Number of responses: 0

Community Children's Nursing Services Summary

Number of responses: 19

Experience	Amount	Percentage
Very good	16	84.211%
Good	2	10.526%
Neither good nor poor	0	0.000%
Poor	1	5.263%
Very poor	0	0.000%
Do not know	0	0.000%

■ Very good
 ■ Good
 ■ Neither good nor poor
 ■ Poor
 ■ Very poor
 ■ Do not know



Experience	Amount	Percentage
Very good & Good	18	94.737%
Very poor & Poor	1	5.263%
Neither good nor poor & Do not know	0	0.000%



Community Food Team (SH) Summary

Number of responses: 0

Community Heart Failure Nursing Service ER Summary

Number of responses: 0

Community Heart Failure Nursing Service Hull Summary

Number of responses: 0

Community Links Worker (Primary Care) Summary

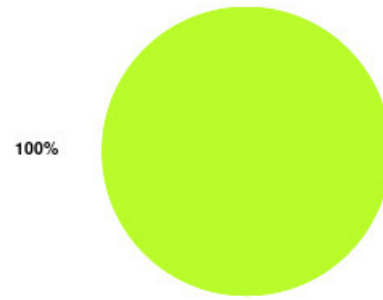
Number of responses: 0

Community Nursing (ER) Summary

Number of responses: 4

Experience	Amount	Percentage
Very good	4	100.000%
Good	0	0.000%
Neither good nor poor	0	0.000%
Poor	0	0.000%
Very poor	0	0.000%
Do not know	0	0.000%

Very good Good Neither good nor poor Poor
Very poor Do not know



Experience	Amount	Percentage
Very good & Good	4	100.000%
Very poor & Poor	0	0.000%
Neither good nor poor & Do not know	0	0.000%



Community Nursing (Hull) Summary

Number of responses: 0

Community Nursing Cottingham Summary

Number of responses: 0

Community Nursing East (Hull) Summary

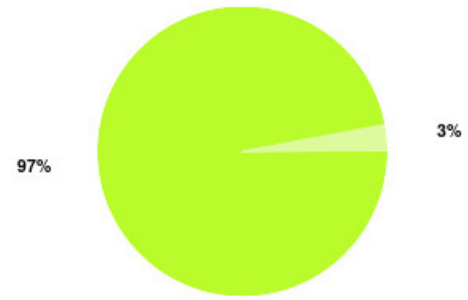
Number of responses: 0

Community Nursing Haltemprice Summary

Number of responses: 33

Experience	Amount	Percentage
Very good	32	96.970%
Good	1	3.030%
Neither good nor poor	0	0.000%
Poor	0	0.000%
Very poor	0	0.000%
Do not know	0	0.000%

Very good Good Neither good nor poor Poor
Very poor Do not know



Experience	Amount	Percentage
Very good & Good	33	100.000%
Very poor & Poor	0	0.000%
Neither good nor poor & Do not know	0	0.000%



Community Nursing Hedon Summary

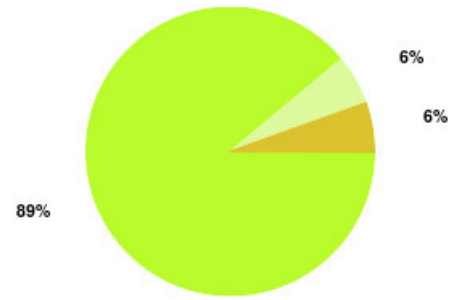
Number of responses: 0

Community Nursing Holderness Summary

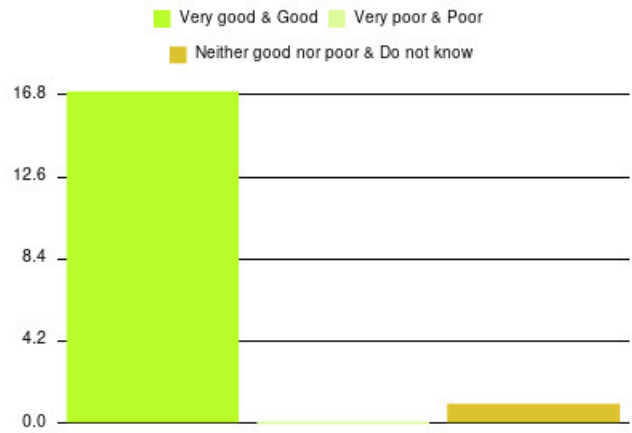
Number of responses: 18

Experience	Amount	Percentage
Very good	16	88.889%
Good	1	5.556%
Neither good nor poor	1	5.556%
Poor	0	0.000%
Very poor	0	0.000%
Do not know	0	0.000%

■ Very good
 ■ Good
 ■ Neither good nor poor
 ■ Poor
■ Very poor
 ■ Do not know



Experience	Amount	Percentage
Very good & Good	17	94.444%
Very poor & Poor	0	0.000%
Neither good nor poor & Do not know	1	5.556%



Community Nursing Hornsea Summary

Number of responses: 0

Community Nursing Market Weighton Summary

Number of responses: 0

Community Nursing North (Hull) Summary

Number of responses: 0

Community Nursing West (Hull) Summary

Number of responses: 0

Community Nursing Withernsea Summary

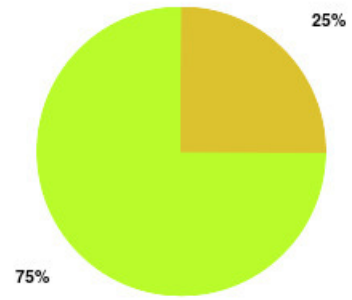
Number of responses: 0

Community Rehab - Physiotherapy & Occupational Therapy (ER) Summary

Number of responses: 4

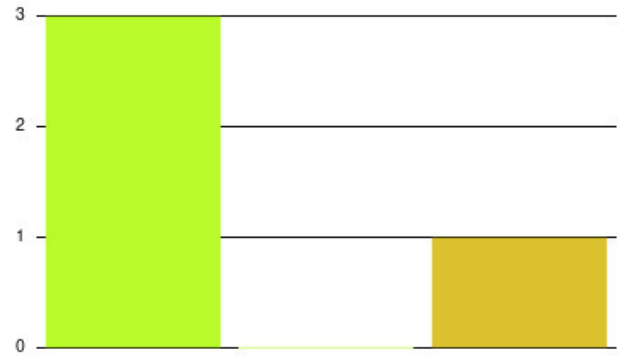
Experience	Amount	Percentage
Very good	3	75.000%
Good	0	0.000%
Neither good nor poor	1	25.000%
Poor	0	0.000%
Very poor	0	0.000%
Do not know	0	0.000%

Very good Good Neither good nor poor Poor
Very poor Do not know



Experience	Amount	Percentage
Very good & Good	3	75.000%
Very poor & Poor	0	0.000%
Neither good nor poor & Do not know	1	25.000%

Very good & Good Very poor & Poor
Neither good nor poor & Do not know

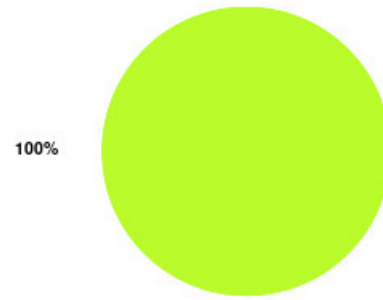


Community Rehab - Physiotherapy & Occupational Therapy (Hull) Summary

Number of responses: 3

Experience	Amount	Percentage
Very good	3	100.000%
Good	0	0.000%
Neither good nor poor	0	0.000%
Poor	0	0.000%
Very poor	0	0.000%
Do not know	0	0.000%

Very good Good Neither good nor poor Poor
Very poor Do not know



Experience	Amount	Percentage
Very good & Good	3	100.000%
Very poor & Poor	0	0.000%
Neither good nor poor & Do not know	0	0.000%

Very good & Good Very poor & Poor
Neither good nor poor & Do not know

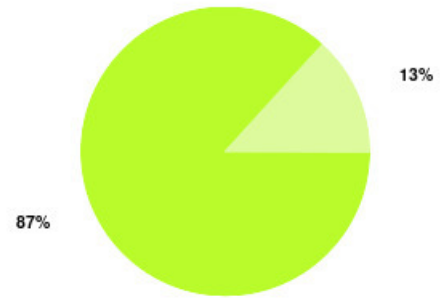


Community Ward (ERCH) Summary

Number of responses: 15

Experience	Amount	Percentage
Very good	13	86.667%
Good	2	13.333%
Neither good nor poor	0	0.000%
Poor	0	0.000%
Very poor	0	0.000%
Do not know	0	0.000%

Very good Good Neither good nor poor Poor
Very poor Do not know



Experience	Amount	Percentage
Very good & Good	15	100.000%
Very poor & Poor	0	0.000%
Neither good nor poor & Do not know	0	0.000%



Customer Services Summary

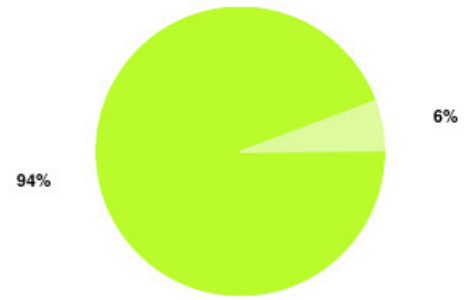
Number of responses: 0

Deep Vein Thrombosis Summary

Number of responses: 52

Experience	Amount	Percentage
Very good	49	94.231%
Good	3	5.769%
Neither good nor poor	0	0.000%
Poor	0	0.000%
Very poor	0	0.000%
Do not know	0	0.000%

Very good Good Neither good nor poor Poor
Very poor Do not know



Experience	Amount	Percentage
Very good & Good	52	100.000%
Very poor & Poor	0	0.000%
Neither good nor poor & Do not know	0	0.000%



Dementia Service Summary

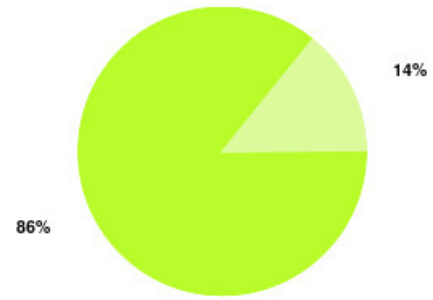
Number of responses: 0

Dental - Beverley PDS Summary

Number of responses: 7

Experience	Amount	Percentage
Very good	6	85.714%
Good	1	14.286%
Neither good nor poor	0	0.000%
Poor	0	0.000%
Very poor	0	0.000%
Do not know	0	0.000%

■ Very good
 ■ Good
 ■ Neither good nor poor
 ■ Poor
 ■ Very poor
 ■ Do not know



Experience	Amount	Percentage
Very good & Good	7	100.000%
Very poor & Poor	0	0.000%
Neither good nor poor & Do not know	0	0.000%

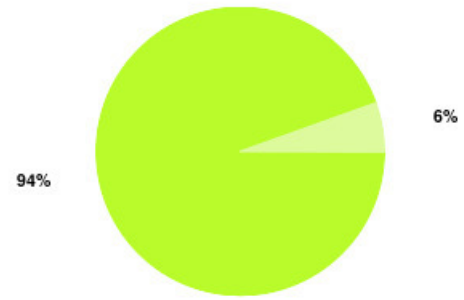


Dental - Bridlington CDS Summary

Number of responses: 18

Experience	Amount	Percentage
Very good	17	94.444%
Good	1	5.556%
Neither good nor poor	0	0.000%
Poor	0	0.000%
Very poor	0	0.000%
Do not know	0	0.000%

Very good Good Neither good nor poor Poor
Very poor Do not know



Experience	Amount	Percentage
Very good & Good	18	100.000%
Very poor & Poor	0	0.000%
Neither good nor poor & Do not know	0	0.000%

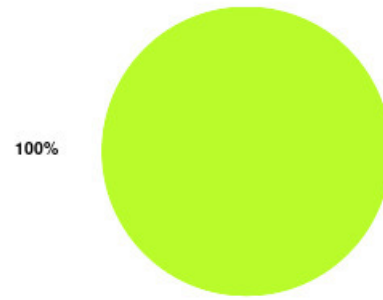


Dental - Driffield PDS Summary

Number of responses: 11

Experience	Amount	Percentage
Very good	11	100.000%
Good	0	0.000%
Neither good nor poor	0	0.000%
Poor	0	0.000%
Very poor	0	0.000%
Do not know	0	0.000%

Very good Good Neither good nor poor Poor
Very poor Do not know



Experience	Amount	Percentage
Very good & Good	11	100.000%
Very poor & Poor	0	0.000%
Neither good nor poor & Do not know	0	0.000%

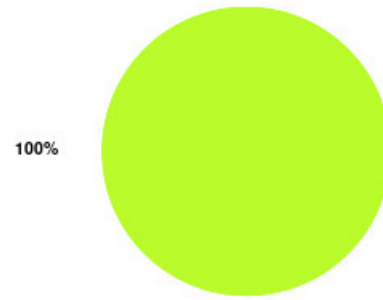


Dental - Goole CDS Summary

Number of responses: 4

Experience	Amount	Percentage
Very good	4	100.000%
Good	0	0.000%
Neither good nor poor	0	0.000%
Poor	0	0.000%
Very poor	0	0.000%
Do not know	0	0.000%

Very good Good Neither good nor poor Poor
Very poor Do not know



Experience	Amount	Percentage
Very good & Good	4	100.000%
Very poor & Poor	0	0.000%
Neither good nor poor & Do not know	0	0.000%

Very good & Good Very poor & Poor
Neither good nor poor & Do not know

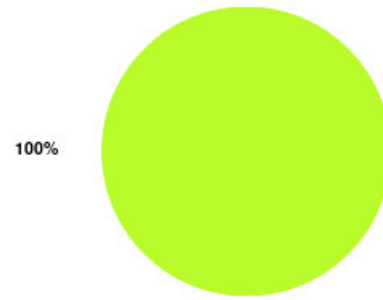


Dental - Goole PDS Summary

Number of responses: 21

Experience	Amount	Percentage
Very good	21	100.000%
Good	0	0.000%
Neither good nor poor	0	0.000%
Poor	0	0.000%
Very poor	0	0.000%
Do not know	0	0.000%

Very good Good Neither good nor poor Poor
Very poor Do not know



Experience	Amount	Percentage
Very good & Good	21	100.000%
Very poor & Poor	0	0.000%
Neither good nor poor & Do not know	0	0.000%

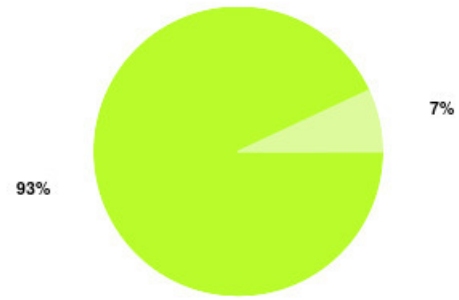


Dental - Highlands CDS Summary

Number of responses: 71

Experience	Amount	Percentage
Very good	66	92.958%
Good	5	7.042%
Neither good nor poor	0	0.000%
Poor	0	0.000%
Very poor	0	0.000%
Do not know	0	0.000%

■ Very good
 ■ Good
 ■ Neither good nor poor
 ■ Poor
 ■ Very poor
 ■ Do not know



Experience	Amount	Percentage
Very good & Good	71	100.000%
Very poor & Poor	0	0.000%
Neither good nor poor & Do not know	0	0.000%

■ Very good & Good
 ■ Very poor & Poor
 ■ Neither good nor poor & Do not know

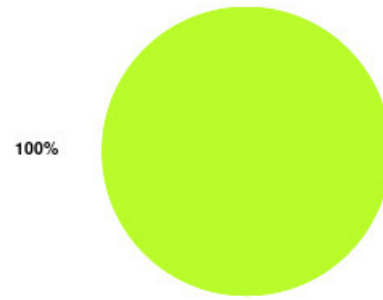


Dental - Jameson Street PDS Summary

Number of responses: 4

Experience	Amount	Percentage
Very good	4	100.000%
Good	0	0.000%
Neither good nor poor	0	0.000%
Poor	0	0.000%
Very poor	0	0.000%
Do not know	0	0.000%

Very good Good Neither good nor poor Poor
Very poor Do not know



Experience	Amount	Percentage
Very good & Good	4	100.000%
Very poor & Poor	0	0.000%
Neither good nor poor & Do not know	0	0.000%

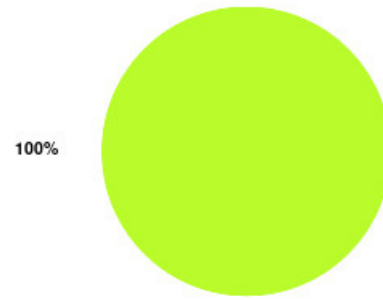


Dental - Orchard Park CDS Summary

Number of responses: 19

Experience	Amount	Percentage
Very good	19	100.000%
Good	0	0.000%
Neither good nor poor	0	0.000%
Poor	0	0.000%
Very poor	0	0.000%
Do not know	0	0.000%

Very good Good Neither good nor poor Poor
Very poor Do not know



Experience	Amount	Percentage
Very good & Good	19	100.000%
Very poor & Poor	0	0.000%
Neither good nor poor & Do not know	0	0.000%

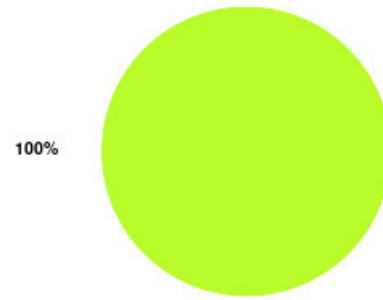


Dental - Withernsea PDS Summary

Number of responses: 8

Experience	Amount	Percentage
Very good	8	100.000%
Good	0	0.000%
Neither good nor poor	0	0.000%
Poor	0	0.000%
Very poor	0	0.000%
Do not know	0	0.000%

Very good Good Neither good nor poor Poor
Very poor Do not know



Experience	Amount	Percentage
Very good & Good	8	100.000%
Very poor & Poor	0	0.000%
Neither good nor poor & Do not know	0	0.000%



Diabetes Podiatry Summary

Number of responses: 0

Diabetes Service (East Riding) Summary

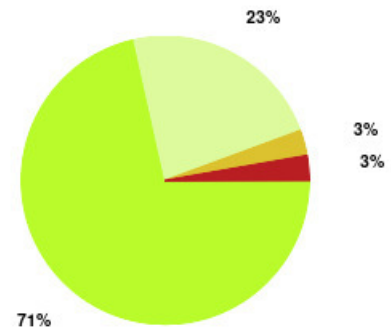
Number of responses: 0

Dietetics (East Riding) Summary

Number of responses: 35

Experience	Amount	Percentage
Very good	25	71.429%
Good	8	22.857%
Neither good nor poor	1	2.857%
Poor	1	2.857%
Very poor	0	0.000%
Do not know	0	0.000%

■ Very good
 ■ Good
 ■ Neither good nor poor
 ■ Poor
 ■ Very poor
 ■ Do not know



Experience	Amount	Percentage
Very good & Good	33	94.286%
Very poor & Poor	1	2.857%
Neither good nor poor & Do not know	1	2.857%

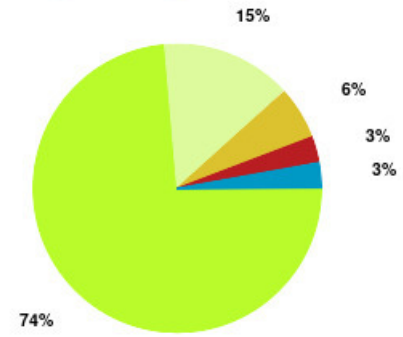


Dietetics (Hull) Summary

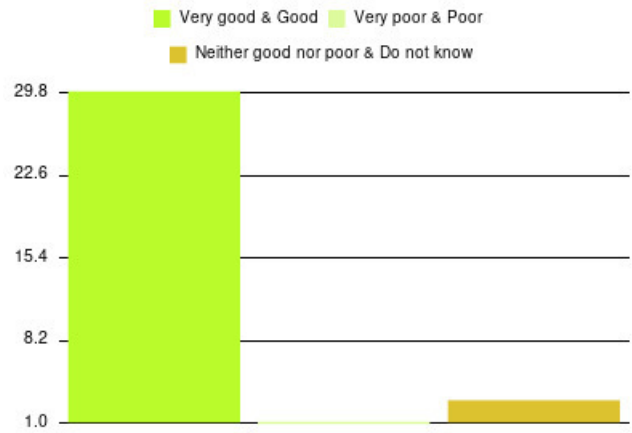
Number of responses: 34

Experience	Amount	Percentage
Very good	25	73.529%
Good	5	14.706%
Neither good nor poor	2	5.882%
Poor	1	2.941%
Very poor	0	0.000%
Do not know	1	2.941%

■ Very good
 ■ Good
 ■ Neither good nor poor
 ■ Poor
■ Very poor
 ■ Do not know



Experience	Amount	Percentage
Very good & Good	30	88.235%
Very poor & Poor	1	2.941%
Neither good nor poor & Do not know	3	8.824%



Digital Prescriber Summary

Number of responses: 0

Digital support worker - Primary Care Summary

Number of responses: 0

East Riding Fracture Liaison Service Summary

Number of responses: 0

East Riding Frailty Team Summary

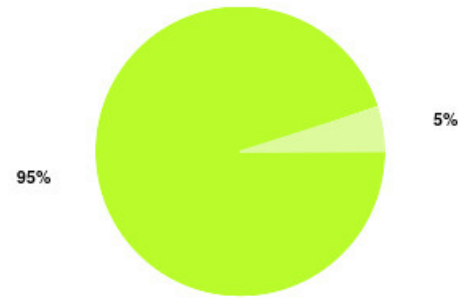
Number of responses: 0

Eating Disorders Summary

Number of responses: 20

Experience	Amount	Percentage
Very good	19	95.000%
Good	1	5.000%
Neither good nor poor	0	0.000%
Poor	0	0.000%
Very poor	0	0.000%
Do not know	0	0.000%

Very good Good Neither good nor poor Poor
Very poor Do not know



Experience	Amount	Percentage
Very good & Good	20	100.000%
Very poor & Poor	0	0.000%
Neither good nor poor & Do not know	0	0.000%



EMPOWER Summary

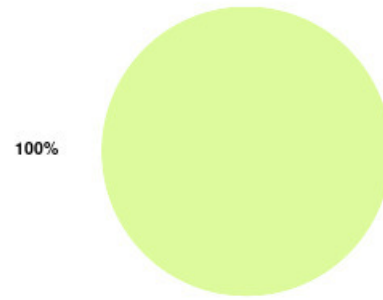
Number of responses: 0

Falls Team (East Riding) Summary

Number of responses: 1

Experience	Amount	Percentage
Very good	0	0.000%
Good	1	100.000%
Neither good nor poor	0	0.000%
Poor	0	0.000%
Very poor	0	0.000%
Do not know	0	0.000%

Very good Good Neither good nor poor Poor
Very poor Do not know



Experience	Amount	Percentage
Very good & Good	1	100.000%
Very poor & Poor	0	0.000%
Neither good nor poor & Do not know	0	0.000%

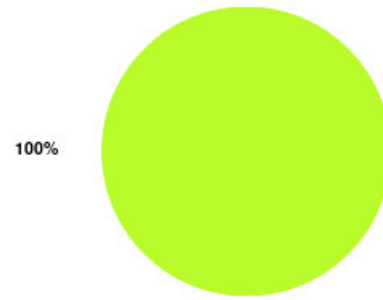


Falls Team (Hull) Summary

Number of responses: 11

Experience	Amount	Percentage
Very good	11	100.000%
Good	0	0.000%
Neither good nor poor	0	0.000%
Poor	0	0.000%
Very poor	0	0.000%
Do not know	0	0.000%

Very good Good Neither good nor poor Poor
Very poor Do not know



Experience	Amount	Percentage
Very good & Good	11	100.000%
Very poor & Poor	0	0.000%
Neither good nor poor & Do not know	0	0.000%



Fit4All Team (SH) Summary

Number of responses: 0

Gastroenterology Summary

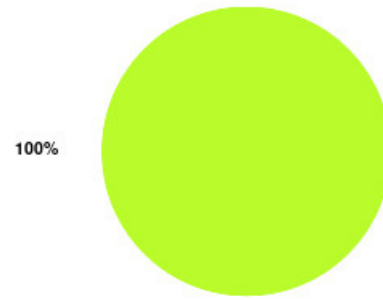
Number of responses: 0

Goole UTC Summary

Number of responses: 7

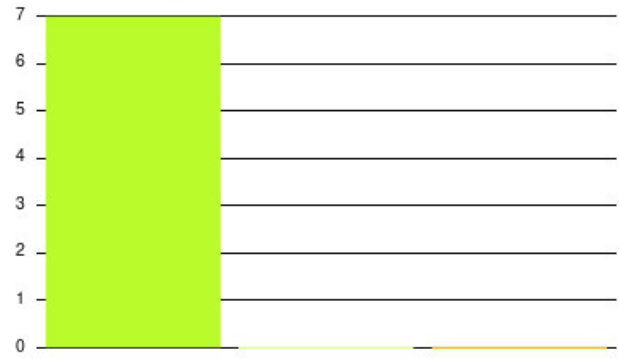
Experience	Amount	Percentage
Very good	7	100.000%
Good	0	0.000%
Neither good nor poor	0	0.000%
Poor	0	0.000%
Very poor	0	0.000%
Do not know	0	0.000%

Very good Good Neither good nor poor Poor
Very poor Do not know



Experience	Amount	Percentage
Very good & Good	7	100.000%
Very poor & Poor	0	0.000%
Neither good nor poor & Do not know	0	0.000%

Very good & Good Very poor & Poor
Neither good nor poor & Do not know



GP - East Park Surgery Summary

Number of responses: 0

GP – Riverside Practice Summary

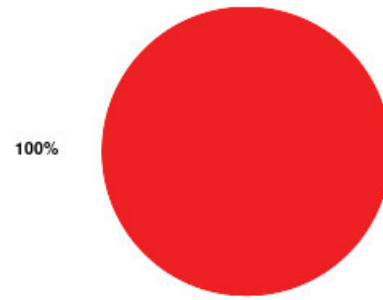
Number of responses: 0

GP – The Quays Summary

Number of responses: 2

Experience	Amount	Percentage
Very good	0	0.000%
Good	0	0.000%
Neither good nor poor	0	0.000%
Poor	0	0.000%
Very poor	2	100.000%
Do not know	0	0.000%

Very good Good Neither good nor poor Poor
Very poor Do not know



Experience	Amount	Percentage
Very good & Good	0	0.000%
Very poor & Poor	2	100.000%
Neither good nor poor & Do not know	0	0.000%

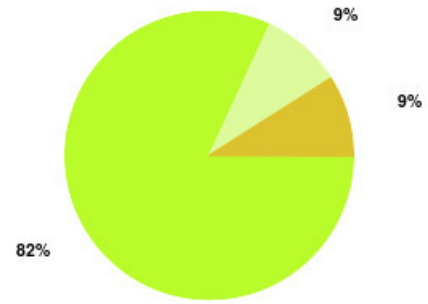


Health & Lifestyle Practitioners (Primary Care) Hull Summary

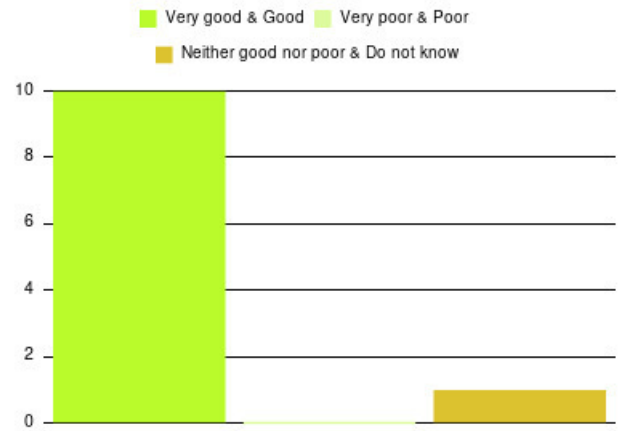
Number of responses: 11

Experience	Amount	Percentage
Very good	9	81.818%
Good	1	9.091%
Neither good nor poor	1	9.091%
Poor	0	0.000%
Very poor	0	0.000%
Do not know	0	0.000%

■ Very good
 ■ Good
 ■ Neither good nor poor
 ■ Poor
 ■ Very poor
 ■ Do not know



Experience	Amount	Percentage
Very good & Good	10	90.909%
Very poor & Poor	0	0.000%
Neither good nor poor & Do not know	1	9.091%



Health and Lifestyle Practitioner (Beverley) Summary

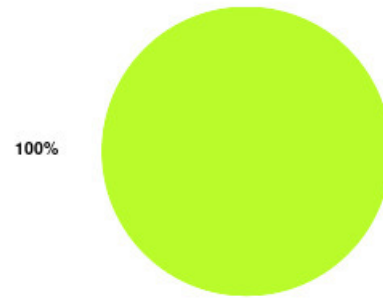
Number of responses: 0

Health Checks (SH) Summary

Number of responses: 7

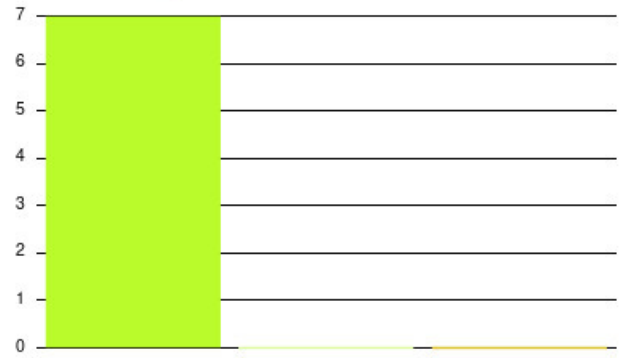
Experience	Amount	Percentage
Very good	7	100.000%
Good	0	0.000%
Neither good nor poor	0	0.000%
Poor	0	0.000%
Very poor	0	0.000%
Do not know	0	0.000%

Very good Good Neither good nor poor Poor
Very poor Do not know



Experience	Amount	Percentage
Very good & Good	7	100.000%
Very poor & Poor	0	0.000%
Neither good nor poor & Do not know	0	0.000%

Very good & Good Very poor & Poor
Neither good nor poor & Do not know

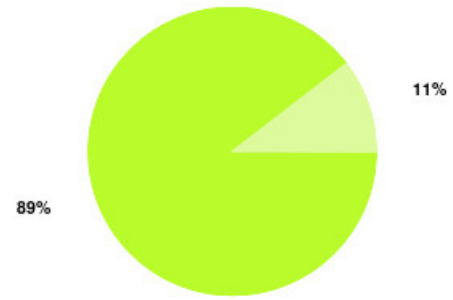


Health Trainers (inc Social Prescribing) SH Summary

Number of responses: 19

Experience	Amount	Percentage
Very good	17	89.474%
Good	2	10.526%
Neither good nor poor	0	0.000%
Poor	0	0.000%
Very poor	0	0.000%
Do not know	0	0.000%

■ Very good
 ■ Good
 ■ Neither good nor poor
 ■ Poor
 ■ Very poor
 ■ Do not know



Experience	Amount	Percentage
Very good & Good	19	100.000%
Very poor & Poor	0	0.000%
Neither good nor poor & Do not know	0	0.000%



Healthy St Helens Summary

Number of responses: 0

HERCH20 Summary

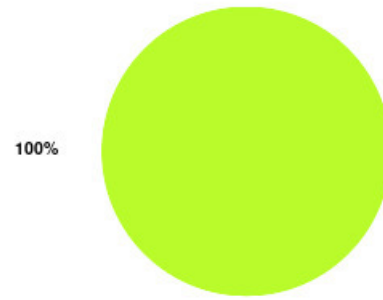
Number of responses: 0

Highfield Resource Centre Summary

Number of responses: 2

Experience	Amount	Percentage
Very good	2	100.000%
Good	0	0.000%
Neither good nor poor	0	0.000%
Poor	0	0.000%
Very poor	0	0.000%
Do not know	0	0.000%

Very good Good Neither good nor poor Poor
Very poor Do not know



Experience	Amount	Percentage
Very good & Good	2	100.000%
Very poor & Poor	0	0.000%
Neither good nor poor & Do not know	0	0.000%



Holderness ICC Summary

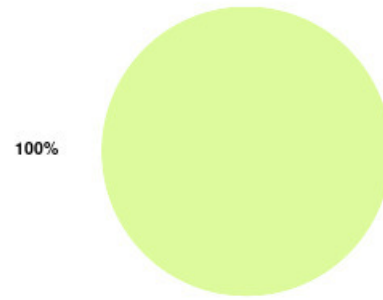
Number of responses: 0

Holy Name Summary

Number of responses: 1

Experience	Amount	Percentage
Very good	0	0.000%
Good	1	100.000%
Neither good nor poor	0	0.000%
Poor	0	0.000%
Very poor	0	0.000%
Do not know	0	0.000%

Very good Good Neither good nor poor Poor
Very poor Do not know



Experience	Amount	Percentage
Very good & Good	1	100.000%
Very poor & Poor	0	0.000%
Neither good nor poor & Do not know	0	0.000%

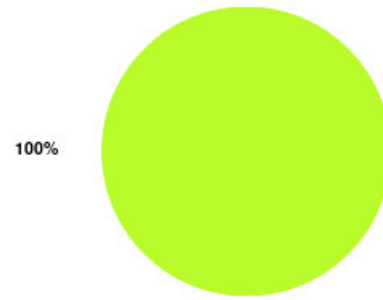


Home Oxygen Service (East Riding) Summary

Number of responses: 2

Experience	Amount	Percentage
Very good	2	100.000%
Good	0	0.000%
Neither good nor poor	0	0.000%
Poor	0	0.000%
Very poor	0	0.000%
Do not know	0	0.000%

Very good Good Neither good nor poor Poor
Very poor Do not know



Experience	Amount	Percentage
Very good & Good	2	100.000%
Very poor & Poor	0	0.000%
Neither good nor poor & Do not know	0	0.000%

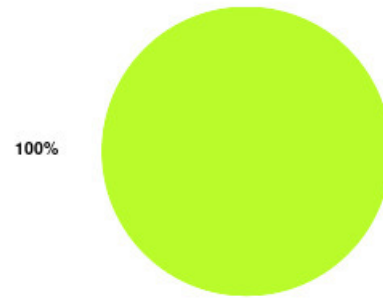


Home Oxygen Service (Hull) Summary

Number of responses: 3

Experience	Amount	Percentage
Very good	3	100.000%
Good	0	0.000%
Neither good nor poor	0	0.000%
Poor	0	0.000%
Very poor	0	0.000%
Do not know	0	0.000%

Very good Good Neither good nor poor Poor
Very poor Do not know



Experience	Amount	Percentage
Very good & Good	3	100.000%
Very poor & Poor	0	0.000%
Neither good nor poor & Do not know	0	0.000%

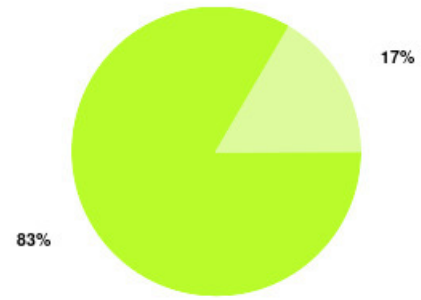


Hull and East Riding Accelerated Lower Limb (HEAL) Pathway Summary

Number of responses: 6

Experience	Amount	Percentage
Very good	5	83.333%
Good	1	16.667%
Neither good nor poor	0	0.000%
Poor	0	0.000%
Very poor	0	0.000%
Do not know	0	0.000%

Very good Good Neither good nor poor Poor
Very poor Do not know



Experience	Amount	Percentage
Very good & Good	6	100.000%
Very poor & Poor	0	0.000%
Neither good nor poor & Do not know	0	0.000%



Hull Complex Wounds Summary

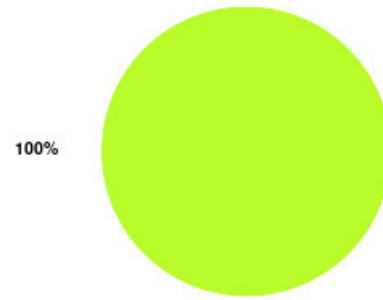
Number of responses: 0

Hull First Falls Summary

Number of responses: 24

Experience	Amount	Percentage
Very good	24	100.000%
Good	0	0.000%
Neither good nor poor	0	0.000%
Poor	0	0.000%
Very poor	0	0.000%
Do not know	0	0.000%

Very good Good Neither good nor poor Poor
Very poor Do not know



Experience	Amount	Percentage
Very good & Good	24	100.000%
Very poor & Poor	0	0.000%
Neither good nor poor & Do not know	0	0.000%

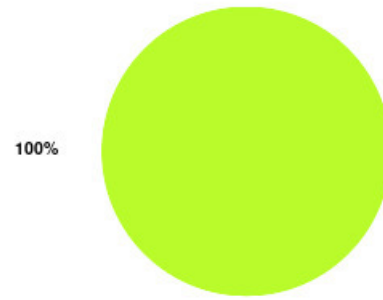


Hull Fracture Liaison Service Summary

Number of responses: 1

Experience	Amount	Percentage
Very good	1	100.000%
Good	0	0.000%
Neither good nor poor	0	0.000%
Poor	0	0.000%
Very poor	0	0.000%
Do not know	0	0.000%

Very good Good Neither good nor poor Poor
Very poor Do not know



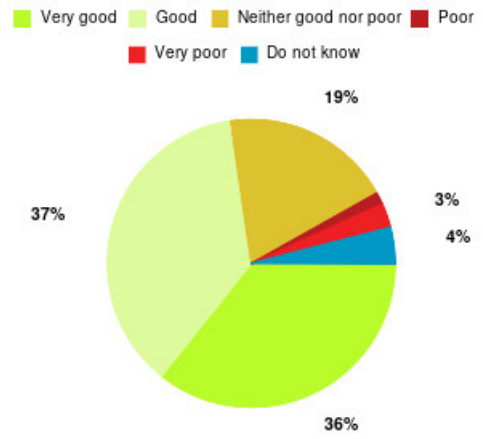
Experience	Amount	Percentage
Very good & Good	1	100.000%
Very poor & Poor	0	0.000%
Neither good nor poor & Do not know	0	0.000%



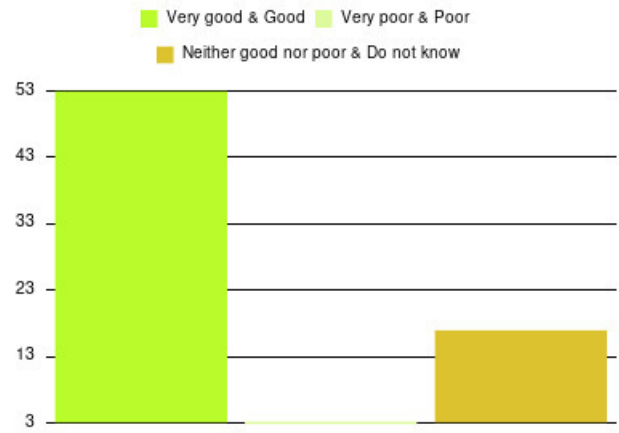
Hull Urgent Care Summary

Number of responses: 73

Experience	Amount	Percentage
Very good	26	35.616%
Good	27	36.986%
Neither good nor poor	14	19.178%
Poor	1	1.370%
Very poor	2	2.740%
Do not know	3	4.110%



Experience	Amount	Percentage
Very good & Good	53	72.603%
Very poor & Poor	3	4.110%
Neither good nor poor & Do not know	17	23.288%

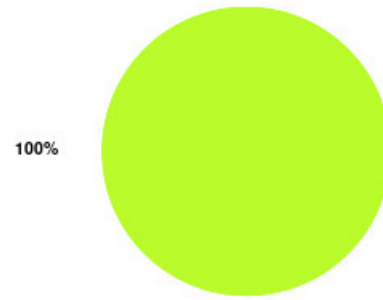


Infant Feeding Service (SH) Summary

Number of responses: 11

Experience	Amount	Percentage
Very good	11	100.000%
Good	0	0.000%
Neither good nor poor	0	0.000%
Poor	0	0.000%
Very poor	0	0.000%
Do not know	0	0.000%

Very good Good Neither good nor poor Poor
Very poor Do not know



Experience	Amount	Percentage
Very good & Good	11	100.000%
Very poor & Poor	0	0.000%
Neither good nor poor & Do not know	0	0.000%



Intermediate Care Summary

Number of responses: 0

Intermediate Care (ER) Summary

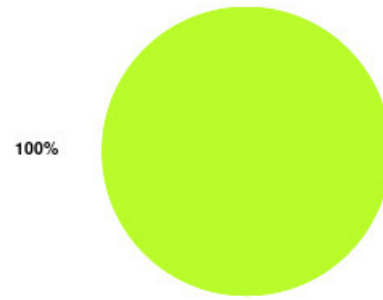
Number of responses: 0

Jean Bishop ICC Summary

Number of responses: 46

Experience	Amount	Percentage
Very good	46	100.000%
Good	0	0.000%
Neither good nor poor	0	0.000%
Poor	0	0.000%
Very poor	0	0.000%
Do not know	0	0.000%

Very good Good Neither good nor poor Poor
Very poor Do not know



Experience	Amount	Percentage
Very good & Good	46	100.000%
Very poor & Poor	0	0.000%
Neither good nor poor & Do not know	0	0.000%

Very good & Good Very poor & Poor
Neither good nor poor & Do not know




Let's Talk (Hull) Summary

Number of responses: 14

Experience	Amount	Percentage
Very good	7	50.000%
Good	7	50.000%
Neither good nor poor	0	0.000%
Poor	0	0.000%
Very poor	0	0.000%
Do not know	0	0.000%

■ Very good
 ■ Good
 ■ Neither good nor poor
 ■ Poor
■ Very poor
 ■ Do not know



Experience	Amount	Percentage
Very good & Good	14	100.000%
Very poor & Poor	0	0.000%
Neither good nor poor & Do not know	0	0.000%



Let's Talk - Cruse Summary

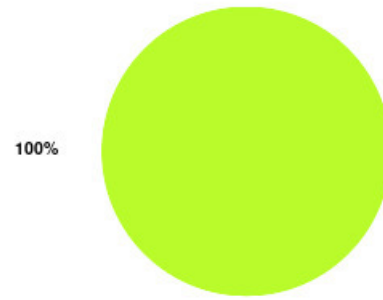
Number of responses: 0

Let's Talk - Employment Advisors Summary

Number of responses: 3

Experience	Amount	Percentage
Very good	3	100.000%
Good	0	0.000%
Neither good nor poor	0	0.000%
Poor	0	0.000%
Very poor	0	0.000%
Do not know	0	0.000%

Very good Good Neither good nor poor Poor
Very poor Do not know



Experience	Amount	Percentage
Very good & Good	3	100.000%
Very poor & Poor	0	0.000%
Neither good nor poor & Do not know	0	0.000%

Very good & Good Very poor & Poor
Neither good nor poor & Do not know

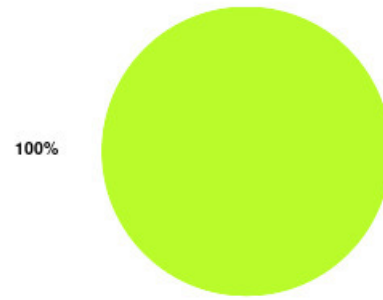


Let's Talk - Focus Counselling Summary

Number of responses: 15

Experience	Amount	Percentage
Very good	15	100.000%
Good	0	0.000%
Neither good nor poor	0	0.000%
Poor	0	0.000%
Very poor	0	0.000%
Do not know	0	0.000%

Very good Good Neither good nor poor Poor
Very poor Do not know



Experience	Amount	Percentage
Very good & Good	15	100.000%
Very poor & Poor	0	0.000%
Neither good nor poor & Do not know	0	0.000%

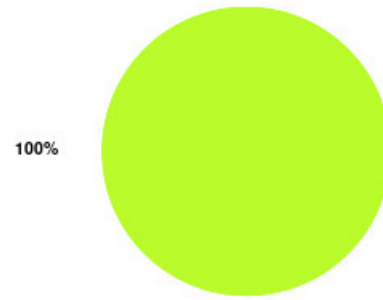


Let's Talk - Good Day Therapy Summary

Number of responses: 5

Experience	Amount	Percentage
Very good	5	100.000%
Good	0	0.000%
Neither good nor poor	0	0.000%
Poor	0	0.000%
Very poor	0	0.000%
Do not know	0	0.000%

Very good Good Neither good nor poor Poor
Very poor Do not know



Experience	Amount	Percentage
Very good & Good	5	100.000%
Very poor & Poor	0	0.000%
Neither good nor poor & Do not know	0	0.000%

Very good & Good Very poor & Poor
Neither good nor poor & Do not know



Let's Talk - HEY Mind Summary

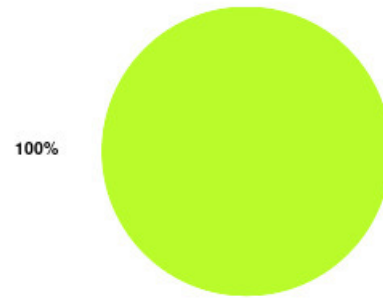
Number of responses: 0

Let's Talk - House of Light Summary

Number of responses: 8

Experience	Amount	Percentage
Very good	8	100.000%
Good	0	0.000%
Neither good nor poor	0	0.000%
Poor	0	0.000%
Very poor	0	0.000%
Do not know	0	0.000%

Very good Good Neither good nor poor Poor
Very poor Do not know



Experience	Amount	Percentage
Very good & Good	8	100.000%
Very poor & Poor	0	0.000%
Neither good nor poor & Do not know	0	0.000%



Let's Talk - Joan Pickard Ltd Summary

Number of responses: 0

Let's Talk - Relate Summary

Number of responses: 0

Let's Talk - S2BH Summary

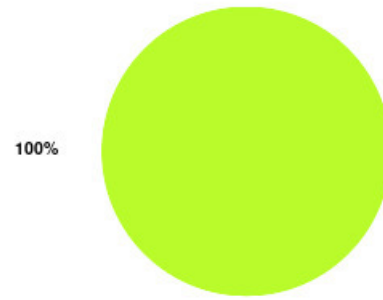
Number of responses: 0

Let's Talk - Temenos Summary

Number of responses: 3

Experience	Amount	Percentage
Very good	3	100.000%
Good	0	0.000%
Neither good nor poor	0	0.000%
Poor	0	0.000%
Very poor	0	0.000%
Do not know	0	0.000%

Very good Good Neither good nor poor Poor
Very poor Do not know



Experience	Amount	Percentage
Very good & Good	3	100.000%
Very poor & Poor	0	0.000%
Neither good nor poor & Do not know	0	0.000%

Very good & Good Very poor & Poor
Neither good nor poor & Do not know

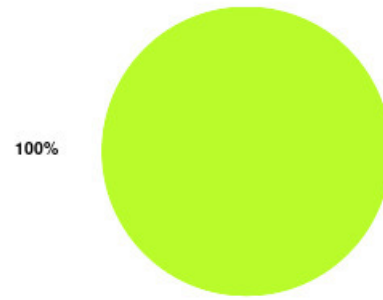


Lifestyle Referral (SH) Summary

Number of responses: 6

Experience	Amount	Percentage
Very good	6	100.000%
Good	0	0.000%
Neither good nor poor	0	0.000%
Poor	0	0.000%
Very poor	0	0.000%
Do not know	0	0.000%

Very good Good Neither good nor poor Poor
Very poor Do not know



Experience	Amount	Percentage
Very good & Good	6	100.000%
Very poor & Poor	0	0.000%
Neither good nor poor & Do not know	0	0.000%

Very good & Good Very poor & Poor
Neither good nor poor & Do not know

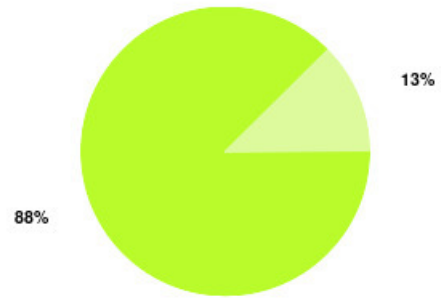


Liverpool Stop Smoking Service Summary

Number of responses: 8

Experience	Amount	Percentage
Very good	7	87.500%
Good	1	12.500%
Neither good nor poor	0	0.000%
Poor	0	0.000%
Very poor	0	0.000%
Do not know	0	0.000%

Very good Good Neither good nor poor Poor
Very poor Do not know



Experience	Amount	Percentage
Very good & Good	8	100.000%
Very poor & Poor	0	0.000%
Neither good nor poor & Do not know	0	0.000%



Local Outbreak Team Summary

Number of responses: 0

Looked After Children Summary

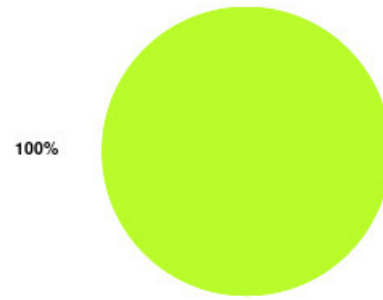
Number of responses: 0

Lymphoedema Summary

Number of responses: 1

Experience	Amount	Percentage
Very good	1	100.000%
Good	0	0.000%
Neither good nor poor	0	0.000%
Poor	0	0.000%
Very poor	0	0.000%
Do not know	0	0.000%

Very good Good Neither good nor poor Poor
Very poor Do not know



Experience	Amount	Percentage
Very good & Good	1	100.000%
Very poor & Poor	0	0.000%
Neither good nor poor & Do not know	0	0.000%



Lymphoedema (East Riding) Summary

Number of responses: 0

Macmillan Wolds Unit (Bridlington) Summary

Number of responses: 0

Medicines Management - Care Home Service Summary

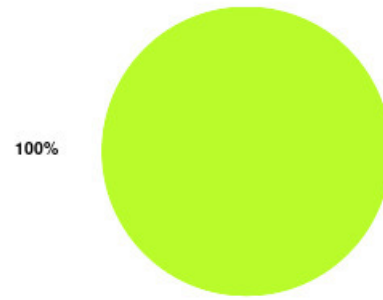
Number of responses: 0

Mental Health Team (SH) Summary

Number of responses: 5

Experience	Amount	Percentage
Very good	5	100.000%
Good	0	0.000%
Neither good nor poor	0	0.000%
Poor	0	0.000%
Very poor	0	0.000%
Do not know	0	0.000%

Very good Good Neither good nor poor Poor
Very poor Do not know



Experience	Amount	Percentage
Very good & Good	5	100.000%
Very poor & Poor	0	0.000%
Neither good nor poor & Do not know	0	0.000%

Very good & Good Very poor & Poor
Neither good nor poor & Do not know

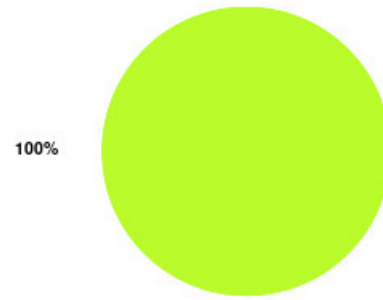


MSK Physiotherapy Summary

Number of responses: 2

Experience	Amount	Percentage
Very good	2	100.000%
Good	0	0.000%
Neither good nor poor	0	0.000%
Poor	0	0.000%
Very poor	0	0.000%
Do not know	0	0.000%

Very good Good Neither good nor poor Poor
Very poor Do not know



Experience	Amount	Percentage
Very good & Good	2	100.000%
Very poor & Poor	0	0.000%
Neither good nor poor & Do not know	0	0.000%

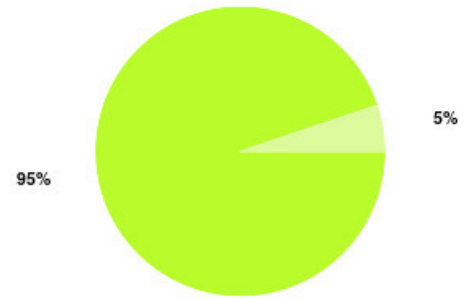


MSK Physiotherapy - Alfred Bean Hospital Summary

Number of responses: 38

Experience	Amount	Percentage
Very good	36	94.737%
Good	2	5.263%
Neither good nor poor	0	0.000%
Poor	0	0.000%
Very poor	0	0.000%
Do not know	0	0.000%

Very good Good Neither good nor poor Poor
Very poor Do not know



Experience	Amount	Percentage
Very good & Good	38	100.000%
Very poor & Poor	0	0.000%
Neither good nor poor & Do not know	0	0.000%

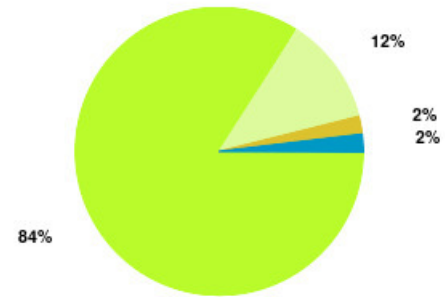


MSK Physiotherapy - Bridlington Hospital Summary

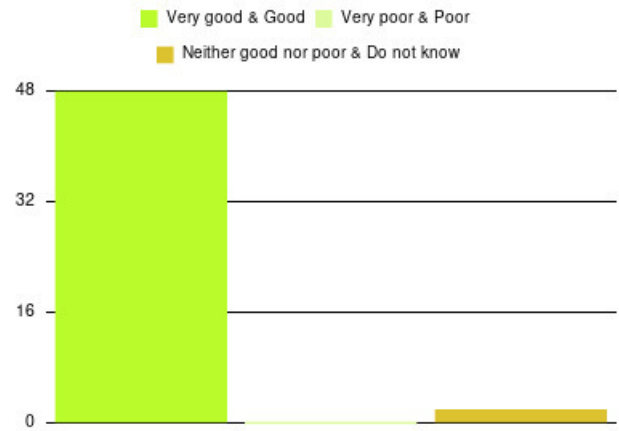
Number of responses: 50

Experience	Amount	Percentage
Very good	42	84.000%
Good	6	12.000%
Neither good nor poor	1	2.000%
Poor	0	0.000%
Very poor	0	0.000%
Do not know	1	2.000%

■ Very good
 ■ Good
 ■ Neither good nor poor
 ■ Poor
 ■ Very poor
 ■ Do not know



Experience	Amount	Percentage
Very good & Good	48	96.000%
Very poor & Poor	0	0.000%
Neither good nor poor & Do not know	2	4.000%

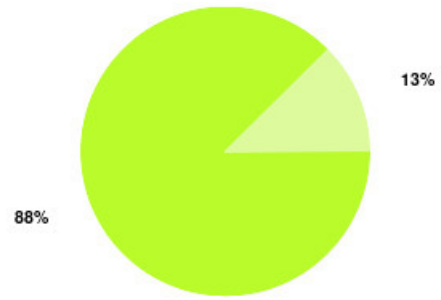


MSK Physiotherapy - East Riding Community Hospital Summary

Number of responses: 80

Experience	Amount	Percentage
Very good	70	87.500%
Good	10	12.500%
Neither good nor poor	0	0.000%
Poor	0	0.000%
Very poor	0	0.000%
Do not know	0	0.000%

Very good Good Neither good nor poor Poor
Very poor Do not know



Experience	Amount	Percentage
Very good & Good	80	100.000%
Very poor & Poor	0	0.000%
Neither good nor poor & Do not know	0	0.000%

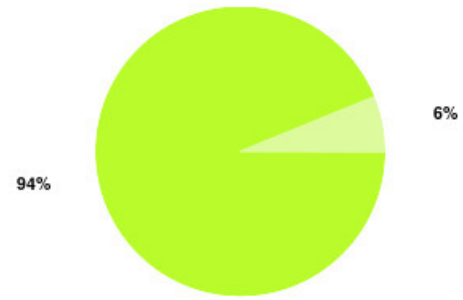


MSK Physiotherapy - Goole & District Hospital Summary

Number of responses: 16

Experience	Amount	Percentage
Very good	15	93.750%
Good	1	6.250%
Neither good nor poor	0	0.000%
Poor	0	0.000%
Very poor	0	0.000%
Do not know	0	0.000%

Very good Good Neither good nor poor Poor
Very poor Do not know



Experience	Amount	Percentage
Very good & Good	16	100.000%
Very poor & Poor	0	0.000%
Neither good nor poor & Do not know	0	0.000%

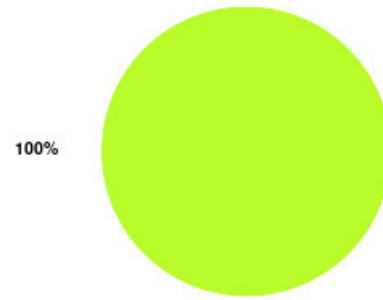


MSK Physiotherapy - Hesse Health Centre Summary

Number of responses: 6

Experience	Amount	Percentage
Very good	6	100.000%
Good	0	0.000%
Neither good nor poor	0	0.000%
Poor	0	0.000%
Very poor	0	0.000%
Do not know	0	0.000%

Very good Good Neither good nor poor Poor
Very poor Do not know



Experience	Amount	Percentage
Very good & Good	6	100.000%
Very poor & Poor	0	0.000%
Neither good nor poor & Do not know	0	0.000%

Very good & Good Very poor & Poor
Neither good nor poor & Do not know

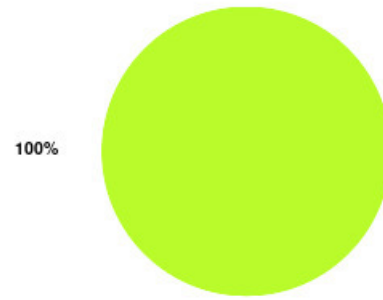


MSK Physiotherapy - Hornsea Cottage Hospital Summary

Number of responses: 4

Experience	Amount	Percentage
Very good	4	100.000%
Good	0	0.000%
Neither good nor poor	0	0.000%
Poor	0	0.000%
Very poor	0	0.000%
Do not know	0	0.000%

Very good Good Neither good nor poor Poor
Very poor Do not know



Experience	Amount	Percentage
Very good & Good	4	100.000%
Very poor & Poor	0	0.000%
Neither good nor poor & Do not know	0	0.000%

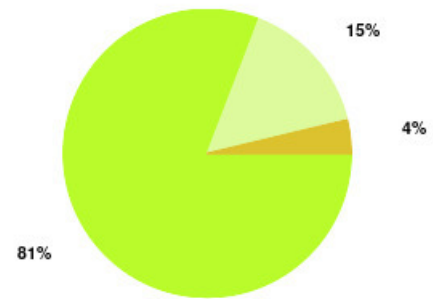


MSK Physiotherapy - Telehealth Summary

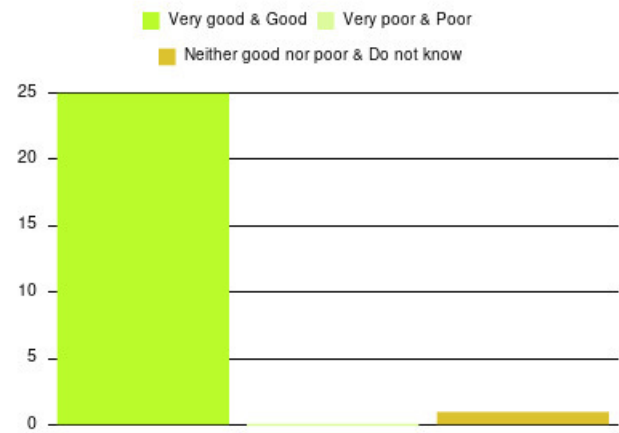
Number of responses: 26

Experience	Amount	Percentage
Very good	21	80.769%
Good	4	15.385%
Neither good nor poor	1	3.846%
Poor	0	0.000%
Very poor	0	0.000%
Do not know	0	0.000%

Very good Good Neither good nor poor Poor
Very poor Do not know



Experience	Amount	Percentage
Very good & Good	25	96.154%
Very poor & Poor	0	0.000%
Neither good nor poor & Do not know	1	3.846%

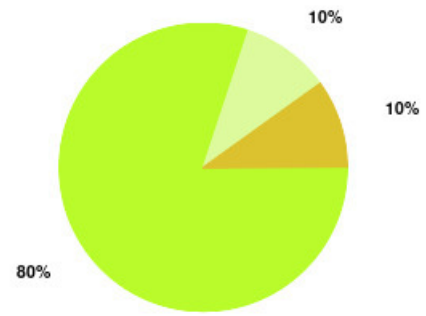


MSK Physiotherapy - Withernsea Hospital Summary

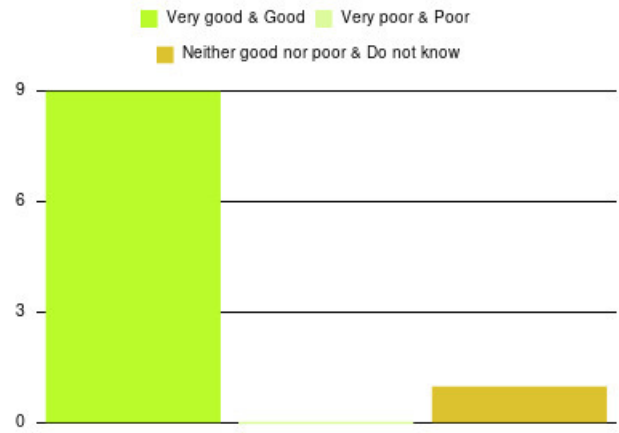
Number of responses: 10

Experience	Amount	Percentage
Very good	8	80.000%
Good	1	10.000%
Neither good nor poor	1	10.000%
Poor	0	0.000%
Very poor	0	0.000%
Do not know	0	0.000%

■ Very good
 ■ Good
 ■ Neither good nor poor
 ■ Poor
 ■ Very poor
 ■ Do not know



Experience	Amount	Percentage
Very good & Good	9	90.000%
Very poor & Poor	0	0.000%
Neither good nor poor & Do not know	1	10.000%



Night Care Service (EOL) Summary

Number of responses: 0

OccWellbeing Summary

Number of responses: 0

Oral Health (SH) Summary

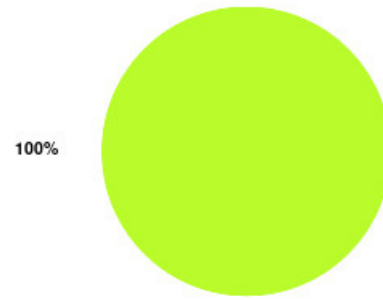
Number of responses: 0

Oral Health Promotion Team Summary

Number of responses: 9

Experience	Amount	Percentage
Very good	9	100.000%
Good	0	0.000%
Neither good nor poor	0	0.000%
Poor	0	0.000%
Very poor	0	0.000%
Do not know	0	0.000%

Very good Good Neither good nor poor Poor
Very poor Do not know



Experience	Amount	Percentage
Very good & Good	9	100.000%
Very poor & Poor	0	0.000%
Neither good nor poor & Do not know	0	0.000%



Out of Hours Nursing (East Riding) Summary

Number of responses: 0

Out of Hours Nursing (EOL) Summary

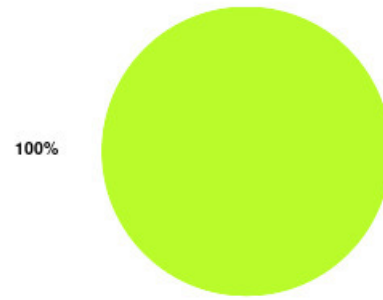
Number of responses: 0

Pain Management - ER & VoY Summary

Number of responses: 7

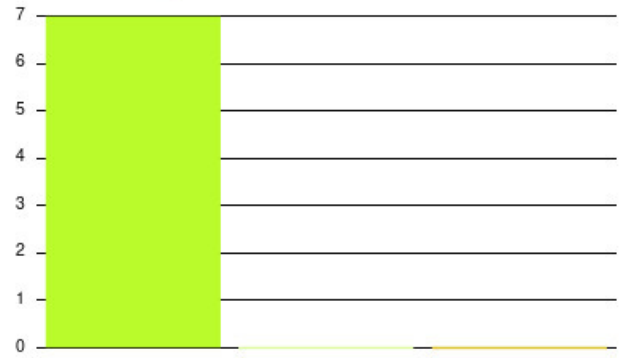
Experience	Amount	Percentage
Very good	7	100.000%
Good	0	0.000%
Neither good nor poor	0	0.000%
Poor	0	0.000%
Very poor	0	0.000%
Do not know	0	0.000%

Very good Good Neither good nor poor Poor
Very poor Do not know



Experience	Amount	Percentage
Very good & Good	7	100.000%
Very poor & Poor	0	0.000%
Neither good nor poor & Do not know	0	0.000%

Very good & Good Very poor & Poor
Neither good nor poor & Do not know

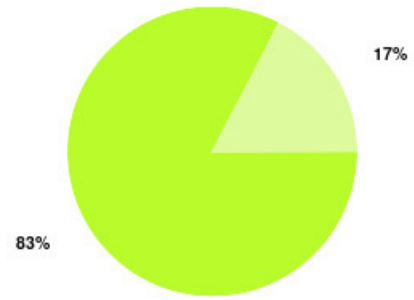


Pain Management - Hull Summary

Number of responses: 46

Experience	Amount	Percentage
Very good	38	82.609%
Good	8	17.391%
Neither good nor poor	0	0.000%
Poor	0	0.000%
Very poor	0	0.000%
Do not know	0	0.000%

Very good Good Neither good nor poor Poor
Very poor Do not know



Experience	Amount	Percentage
Very good & Good	46	100.000%
Very poor & Poor	0	0.000%
Neither good nor poor & Do not know	0	0.000%

Very good & Good Very poor & Poor
Neither good nor poor & Do not know



Parkinson's Hub (ICC) Summary

Number of responses: 0

PAUL for Brain recovery Summary

Number of responses: 0

Pharmacies Summary

Number of responses: 0

Phlebotomy - Withernsea Hospital Summary

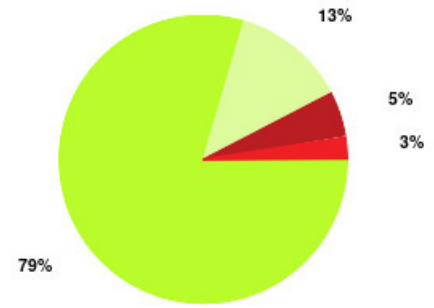
Number of responses: 0

Podiatry (ER - Beverley) Summary

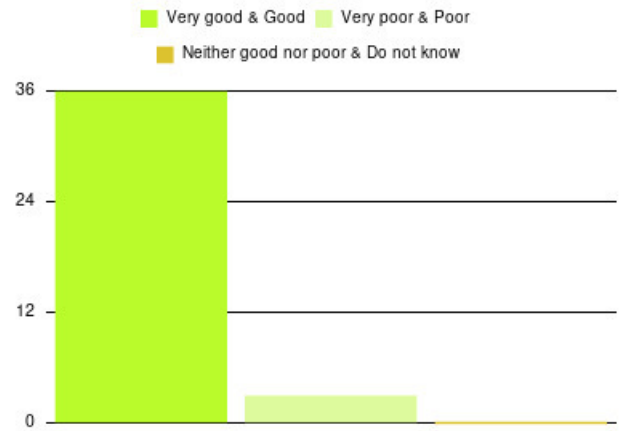
Number of responses: 39

Experience	Amount	Percentage
Very good	31	79.487%
Good	5	12.821%
Neither good nor poor	0	0.000%
Poor	2	5.128%
Very poor	1	2.564%
Do not know	0	0.000%

■ Very good
 ■ Good
 ■ Neither good nor poor
 ■ Poor
 ■ Very poor
 ■ Do not know



Experience	Amount	Percentage
Very good & Good	36	92.308%
Very poor & Poor	3	7.692%
Neither good nor poor & Do not know	0	0.000%

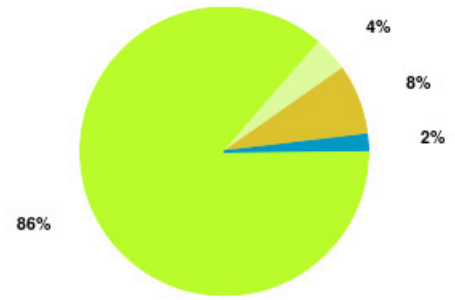


Podiatry (ER - Bridlington) Summary

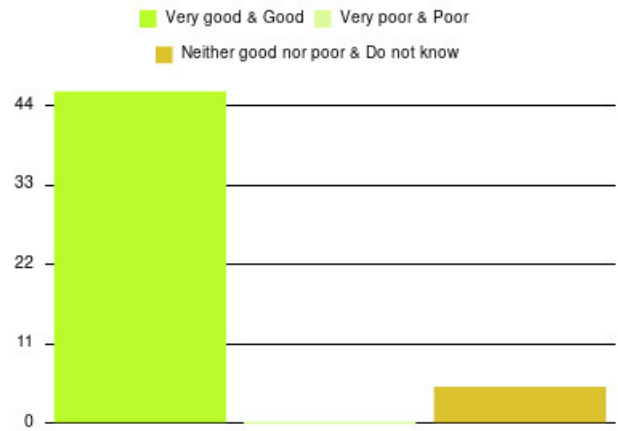
Number of responses: 51

Experience	Amount	Percentage
Very good	44	86.275%
Good	2	3.922%
Neither good nor poor	4	7.843%
Poor	0	0.000%
Very poor	0	0.000%
Do not know	1	1.961%

■ Very good
 ■ Good
 ■ Neither good nor poor
 ■ Poor
 ■ Very poor
 ■ Do not know



Experience	Amount	Percentage
Very good & Good	46	90.196%
Very poor & Poor	0	0.000%
Neither good nor poor & Do not know	5	9.804%

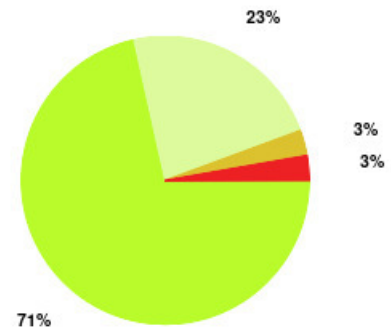


Podiatry (ER - Driffield) Summary

Number of responses: 35

Experience	Amount	Percentage
Very good	25	71.429%
Good	8	22.857%
Neither good nor poor	1	2.857%
Poor	0	0.000%
Very poor	1	2.857%
Do not know	0	0.000%

■ Very good
 ■ Good
 ■ Neither good nor poor
 ■ Poor
 ■ Very poor
 ■ Do not know



Experience	Amount	Percentage
Very good & Good	33	94.286%
Very poor & Poor	1	2.857%
Neither good nor poor & Do not know	1	2.857%

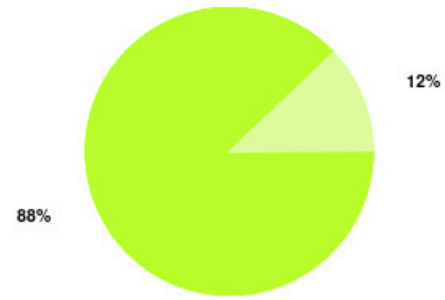


Podiatry (ER - Goole) Summary

Number of responses: 33

Experience	Amount	Percentage
Very good	29	87.879%
Good	4	12.121%
Neither good nor poor	0	0.000%
Poor	0	0.000%
Very poor	0	0.000%
Do not know	0	0.000%

Very good Good Neither good nor poor Poor
Very poor Do not know



Experience	Amount	Percentage
Very good & Good	33	100.000%
Very poor & Poor	0	0.000%
Neither good nor poor & Do not know	0	0.000%



Podiatry (ER - Hedon/Rosedale) Summary

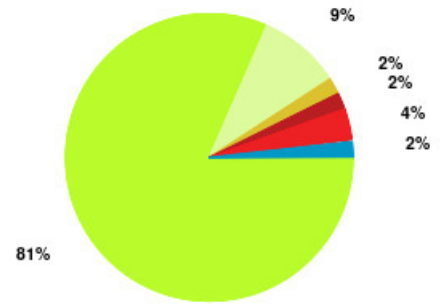
Number of responses: 0

Podiatry (ER - Hesse) Summary

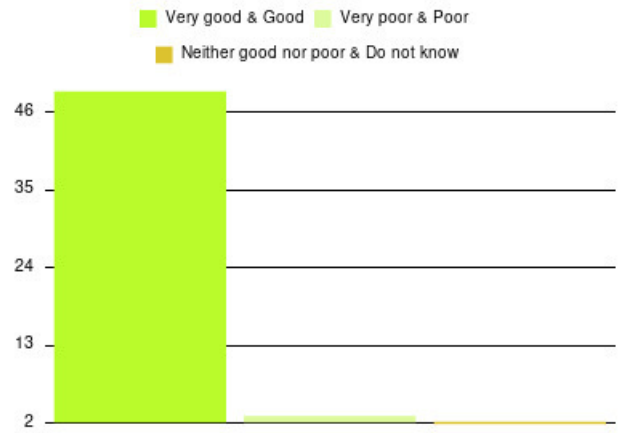
Number of responses: 54

Experience	Amount	Percentage
Very good	44	81.481%
Good	5	9.259%
Neither good nor poor	1	1.852%
Poor	1	1.852%
Very poor	2	3.704%
Do not know	1	1.852%

■ Very good
 ■ Good
 ■ Neither good nor poor
 ■ Poor
■ Very poor
 ■ Do not know



Experience	Amount	Percentage
Very good & Good	49	90.741%
Very poor & Poor	3	5.556%
Neither good nor poor & Do not know	2	3.704%



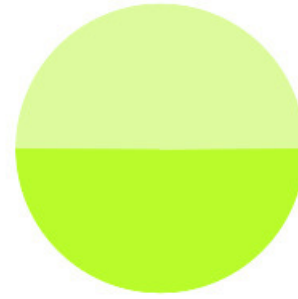
Podiatry (ER - Home visits) Summary

Number of responses: 2

Experience	Amount	Percentage
Very good	1	50.000%
Good	1	50.000%
Neither good nor poor	0	0.000%
Poor	0	0.000%
Very poor	0	0.000%
Do not know	0	0.000%

Experience	Amount	Percentage
Very good & Good	2	100.000%
Very poor & Poor	0	0.000%
Neither good nor poor & Do not know	0	0.000%

Very good Good Neither good nor poor Poor
Very poor Do not know
50%



50%

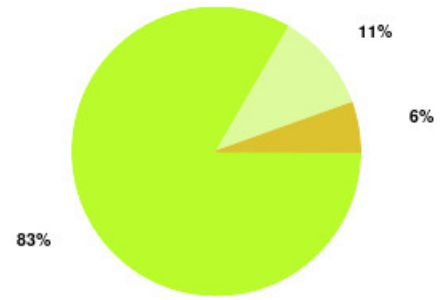


Podiatry (ER - Hornsea) Summary

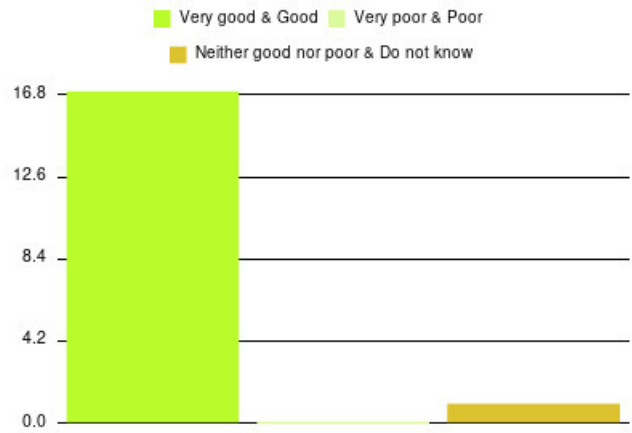
Number of responses: 18

Experience	Amount	Percentage
Very good	15	83.333%
Good	2	11.111%
Neither good nor poor	1	5.556%
Poor	0	0.000%
Very poor	0	0.000%
Do not know	0	0.000%

■ Very good
 ■ Good
 ■ Neither good nor poor
 ■ Poor
 ■ Very poor
 ■ Do not know



Experience	Amount	Percentage
Very good & Good	17	94.444%
Very poor & Poor	0	0.000%
Neither good nor poor & Do not know	1	5.556%

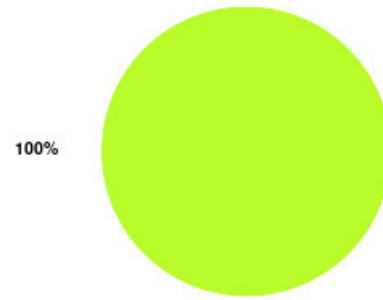


Podiatry (ER - Market Weighton) Summary

Number of responses: 7

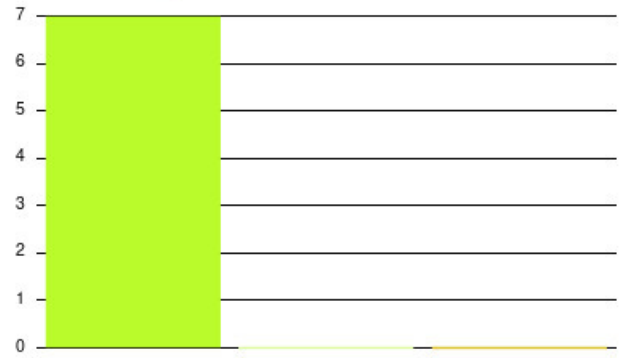
Experience	Amount	Percentage
Very good	7	100.000%
Good	0	0.000%
Neither good nor poor	0	0.000%
Poor	0	0.000%
Very poor	0	0.000%
Do not know	0	0.000%

Very good Good Neither good nor poor Poor
Very poor Do not know



Experience	Amount	Percentage
Very good & Good	7	100.000%
Very poor & Poor	0	0.000%
Neither good nor poor & Do not know	0	0.000%

Very good & Good Very poor & Poor
Neither good nor poor & Do not know



Podiatry (ER - MSK) Summary

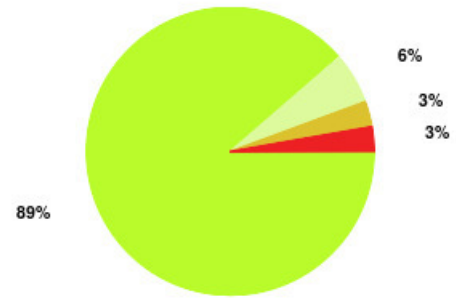
Number of responses: 0

Podiatry (ER - Withernsea) Summary

Number of responses: 35

Experience	Amount	Percentage
Very good	31	88.571%
Good	2	5.714%
Neither good nor poor	1	2.857%
Poor	0	0.000%
Very poor	1	2.857%
Do not know	0	0.000%

■ Very good
 ■ Good
 ■ Neither good nor poor
 ■ Poor
 ■ Very poor
 ■ Do not know



Experience	Amount	Percentage
Very good & Good	33	94.286%
Very poor & Poor	1	2.857%
Neither good nor poor & Do not know	1	2.857%

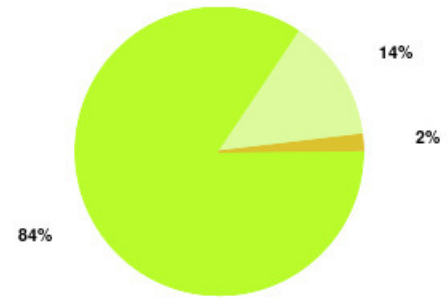


Podiatry (Hull - Allam Diabetes Centre) Summary

Number of responses: 51

Experience	Amount	Percentage
Very good	43	84.314%
Good	7	13.725%
Neither good nor poor	1	1.961%
Poor	0	0.000%
Very poor	0	0.000%
Do not know	0	0.000%

■ Very good
 ■ Good
 ■ Neither good nor poor
 ■ Poor
 ■ Very poor
 ■ Do not know



Experience	Amount	Percentage
Very good & Good	50	98.039%
Very poor & Poor	0	0.000%
Neither good nor poor & Do not know	1	1.961%

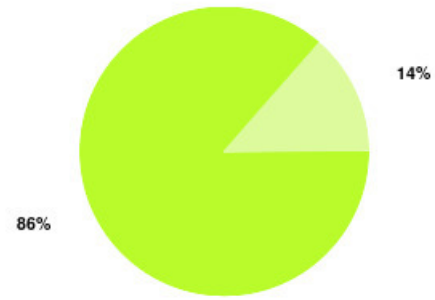


Podiatry (Hull - Bransholme HC) Summary

Number of responses: 44

Experience	Amount	Percentage
Very good	38	86.364%
Good	6	13.636%
Neither good nor poor	0	0.000%
Poor	0	0.000%
Very poor	0	0.000%
Do not know	0	0.000%

Very good Good Neither good nor poor Poor
Very poor Do not know



Experience	Amount	Percentage
Very good & Good	44	100.000%
Very poor & Poor	0	0.000%
Neither good nor poor & Do not know	0	0.000%



Podiatry (Hull - Dialysis clinic) Summary

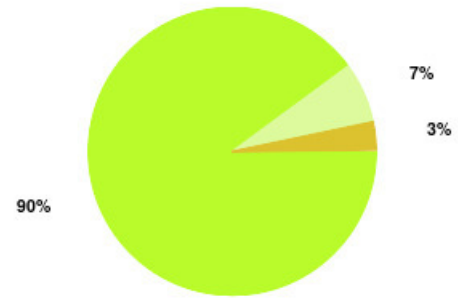
Number of responses: 0

Podiatry (Hull - Elliott Chappell HC) Summary

Number of responses: 59

Experience	Amount	Percentage
Very good	53	89.831%
Good	4	6.780%
Neither good nor poor	2	3.390%
Poor	0	0.000%
Very poor	0	0.000%
Do not know	0	0.000%

■ Very good
 ■ Good
 ■ Neither good nor poor
 ■ Poor
 ■ Very poor
 ■ Do not know



Experience	Amount	Percentage
Very good & Good	57	96.610%
Very poor & Poor	0	0.000%
Neither good nor poor & Do not know	2	3.390%



Podiatry (Hull - HMP Hull) Summary

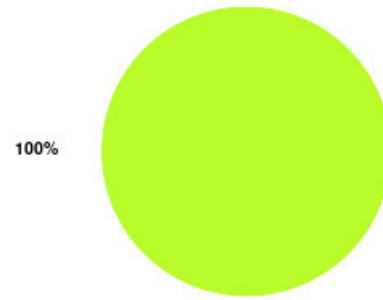
Number of responses: 0

Podiatry (Hull - Home visits) Summary

Number of responses: 8

Experience	Amount	Percentage
Very good	8	100.000%
Good	0	0.000%
Neither good nor poor	0	0.000%
Poor	0	0.000%
Very poor	0	0.000%
Do not know	0	0.000%

Very good Good Neither good nor poor Poor
Very poor Do not know



Experience	Amount	Percentage
Very good & Good	8	100.000%
Very poor & Poor	0	0.000%
Neither good nor poor & Do not know	0	0.000%



Podiatry (Hull - Homeless Service) Summary

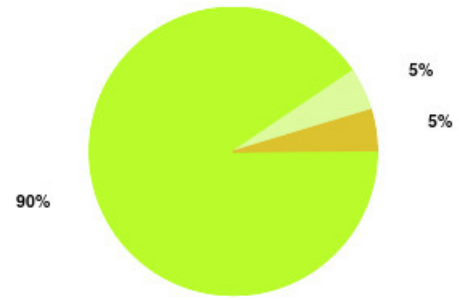
Number of responses: 0

Podiatry (Hull - Longhill HC) Summary

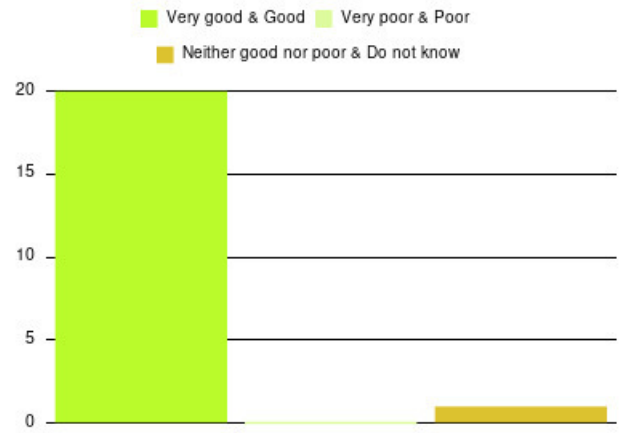
Number of responses: 21

Experience	Amount	Percentage
Very good	19	90.476%
Good	1	4.762%
Neither good nor poor	1	4.762%
Poor	0	0.000%
Very poor	0	0.000%
Do not know	0	0.000%

■ Very good
 ■ Good
 ■ Neither good nor poor
 ■ Poor
 ■ Very poor
 ■ Do not know



Experience	Amount	Percentage
Very good & Good	20	95.238%
Very poor & Poor	0	0.000%
Neither good nor poor & Do not know	1	4.762%

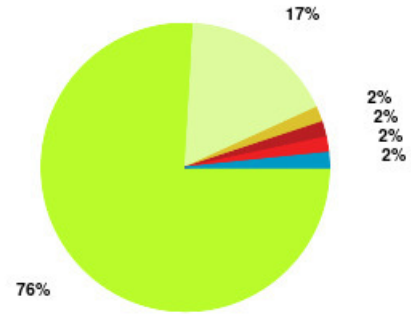


Podiatry (Hull - Morrill St) Summary

Number of responses: 58

Experience	Amount	Percentage
Very good	44	75.862%
Good	10	17.241%
Neither good nor poor	1	1.724%
Poor	1	1.724%
Very poor	1	1.724%
Do not know	1	1.724%

■ Very good
 ■ Good
 ■ Neither good nor poor
 ■ Poor
 ■ Very poor
 ■ Do not know



Experience	Amount	Percentage
Very good & Good	54	93.103%
Very poor & Poor	2	3.448%
Neither good nor poor & Do not know	2	3.448%



Podiatry (Hull - Nail clinic) Summary

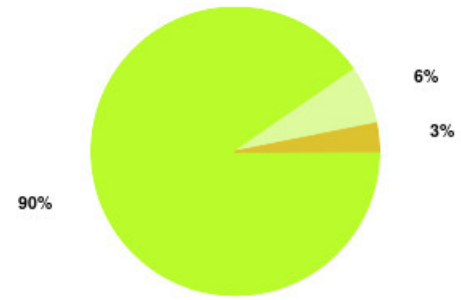
Number of responses: 0

Podiatry (Hull - Newington HC) Summary

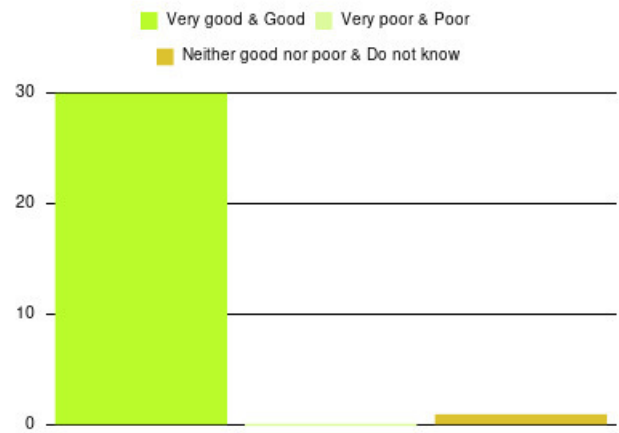
Number of responses: 31

Experience	Amount	Percentage
Very good	28	90.323%
Good	2	6.452%
Neither good nor poor	1	3.226%
Poor	0	0.000%
Very poor	0	0.000%
Do not know	0	0.000%

■ Very good
 ■ Good
 ■ Neither good nor poor
 ■ Poor
 ■ Very poor
 ■ Do not know



Experience	Amount	Percentage
Very good & Good	30	96.774%
Very poor & Poor	0	0.000%
Neither good nor poor & Do not know	1	3.226%

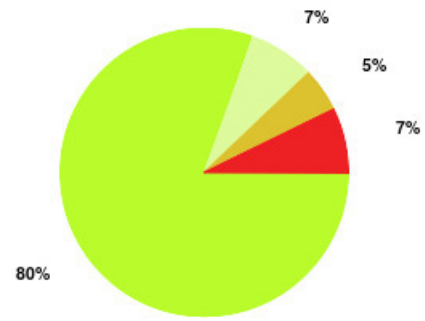


Podiatry (Hull - Orchard Centre) Summary

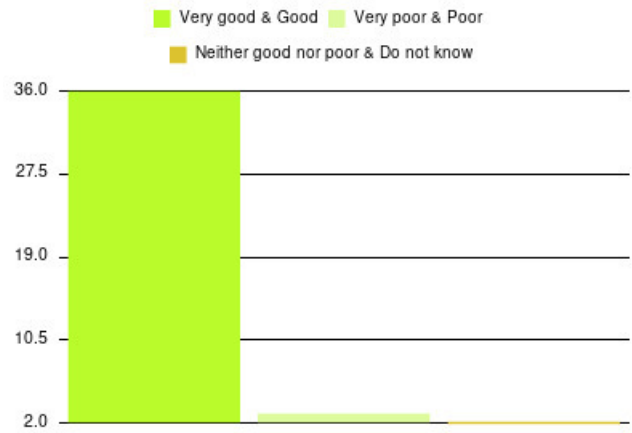
Number of responses: 41

Experience	Amount	Percentage
Very good	33	80.488%
Good	3	7.317%
Neither good nor poor	2	4.878%
Poor	0	0.000%
Very poor	3	7.317%
Do not know	0	0.000%

■ Very good
 ■ Good
 ■ Neither good nor poor
 ■ Poor
■ Very poor
 ■ Do not know



Experience	Amount	Percentage
Very good & Good	36	87.805%
Very poor & Poor	3	7.317%
Neither good nor poor & Do not know	2	4.878%

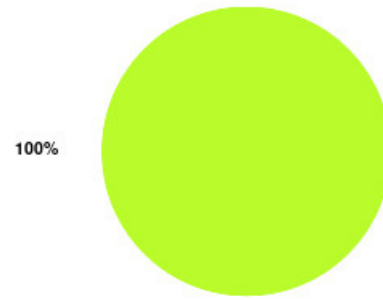


Podiatry (Hull - Rheumatology H.R.I.) Summary

Number of responses: 1

Experience	Amount	Percentage
Very good	1	100.000%
Good	0	0.000%
Neither good nor poor	0	0.000%
Poor	0	0.000%
Very poor	0	0.000%
Do not know	0	0.000%

Very good Good Neither good nor poor Poor
Very poor Do not know



Experience	Amount	Percentage
Very good & Good	1	100.000%
Very poor & Poor	0	0.000%
Neither good nor poor & Do not know	0	0.000%



Podiatry (Hull - Terry St) Summary

Number of responses: 0

Podiatry (Hull - The Crossings) Summary

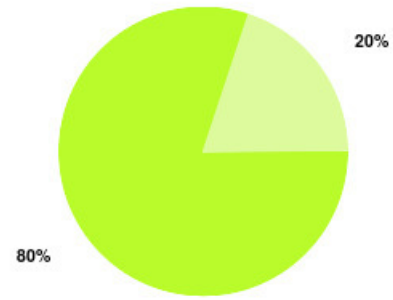
Number of responses: 0

Podiatry (Hull - Ward visits) Summary

Number of responses: 5

Experience	Amount	Percentage
Very good	4	80.000%
Good	1	20.000%
Neither good nor poor	0	0.000%
Poor	0	0.000%
Very poor	0	0.000%
Do not know	0	0.000%

Very good Good Neither good nor poor Poor
Very poor Do not know



Experience	Amount	Percentage
Very good & Good	5	100.000%
Very poor & Poor	0	0.000%
Neither good nor poor & Do not know	0	0.000%

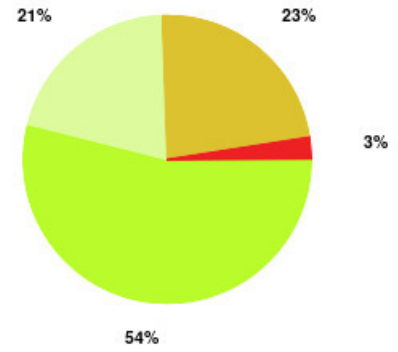


Podiatry (telephone appointment) Summary

Number of responses: 39

Experience	Amount	Percentage
Very good	21	53.846%
Good	8	20.513%
Neither good nor poor	9	23.077%
Poor	0	0.000%
Very poor	1	2.564%
Do not know	0	0.000%

■ Very good
 ■ Good
 ■ Neither good nor poor
 ■ Poor
 ■ Very poor
 ■ Do not know



Experience	Amount	Percentage
Very good & Good	29	74.359%
Very poor & Poor	1	2.564%
Neither good nor poor & Do not know	9	23.077%

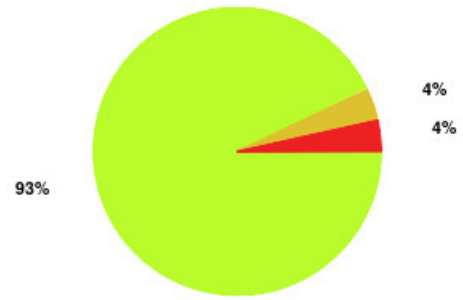


Pulmonary Rehab (ER) Summary

Number of responses: 28

Experience	Amount	Percentage
Very good	26	92.857%
Good	0	0.000%
Neither good nor poor	1	3.571%
Poor	0	0.000%
Very poor	1	3.571%
Do not know	0	0.000%

■ Very good
 ■ Good
 ■ Neither good nor poor
 ■ Poor
 ■ Very poor
 ■ Do not know



Experience	Amount	Percentage
Very good & Good	26	92.857%
Very poor & Poor	1	3.571%
Neither good nor poor & Do not know	1	3.571%

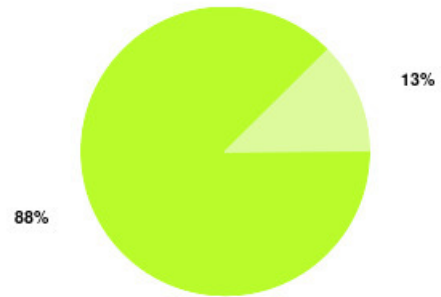


Pulmonary Rehab (Hull) Summary

Number of responses: 8

Experience	Amount	Percentage
Very good	7	87.500%
Good	1	12.500%
Neither good nor poor	0	0.000%
Poor	0	0.000%
Very poor	0	0.000%
Do not know	0	0.000%

Very good Good Neither good nor poor Poor
Very poor Do not know



Experience	Amount	Percentage
Very good & Good	8	100.000%
Very poor & Poor	0	0.000%
Neither good nor poor & Do not know	0	0.000%

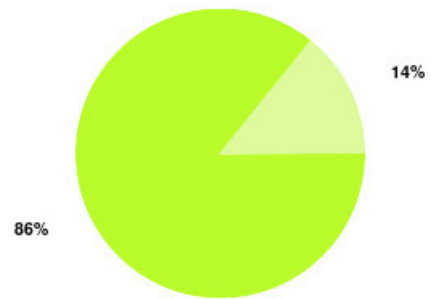


Rossmore Summary

Number of responses: 7


Experience	Amount	Percentage
Very good	6	85.714%
Good	1	14.286%
Neither good nor poor	0	0.000%
Poor	0	0.000%
Very poor	0	0.000%
Do not know	0	0.000%

Very good Good Neither good nor poor Poor
Very poor Do not know



Experience	Amount	Percentage
Very good & Good	7	100.000%
Very poor & Poor	0	0.000%
Neither good nor poor & Do not know	0	0.000%

Very good & Good Very poor & Poor
Neither good nor poor & Do not know



School Health + Summary

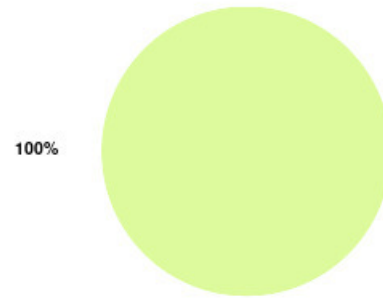
Number of responses: 0

Sexual Health - Erectile Dysfunction (East Riding) Summary

Number of responses: 1

Experience	Amount	Percentage
Very good	0	0.000%
Good	1	100.000%
Neither good nor poor	0	0.000%
Poor	0	0.000%
Very poor	0	0.000%
Do not know	0	0.000%

Very good Good Neither good nor poor Poor
Very poor Do not know



Experience	Amount	Percentage
Very good & Good	1	100.000%
Very poor & Poor	0	0.000%
Neither good nor poor & Do not know	0	0.000%



Sexual Health - Erectile Dysfunction (Hull) Summary

Number of responses: 34

Experience	Amount	Percentage
Very good	29	85.294%
Good	3	8.824%
Neither good nor poor	1	2.941%
Poor	1	2.941%
Very poor	0	0.000%
Do not know	0	0.000%

■ Very good
 ■ Good
 ■ Neither good nor poor
 ■ Poor
 ■ Very poor
 ■ Do not know



Experience	Amount	Percentage
Very good & Good	32	94.118%
Very poor & Poor	1	2.941%
Neither good nor poor & Do not know	1	2.941%

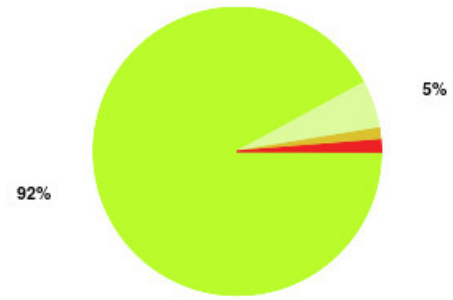


Sexual Health - GUM & Family Planning (East Riding) Summary

Number of responses: 75

Experience	Amount	Percentage
Very good	69	92.000%
Good	4	5.333%
Neither good nor poor	1	1.333%
Poor	0	0.000%
Very poor	1	1.333%
Do not know	0	0.000%

■ Very good
 ■ Good
 ■ Neither good nor poor
 ■ Poor
■ Very poor
 ■ Do not know



Experience	Amount	Percentage
Very good & Good	73	97.333%
Very poor & Poor	1	1.333%
Neither good nor poor & Do not know	1	1.333%

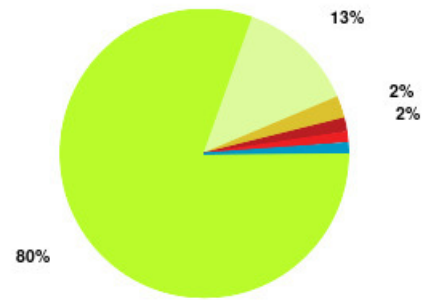


Sexual Health - GUM & Family Planning (Hull) Summary

Number of responses: 326

Experience	Amount	Percentage
Very good	262	80.368%
Good	43	13.190%
Neither good nor poor	8	2.454%
Poor	5	1.534%
Very poor	4	1.227%
Do not know	4	1.227%

■ Very good
 ■ Good
 ■ Neither good nor poor
 ■ Poor
 ■ Very poor
 ■ Do not know



Experience	Amount	Percentage
Very good & Good	305	93.558%
Very poor & Poor	9	2.761%
Neither good nor poor & Do not know	12	3.681%

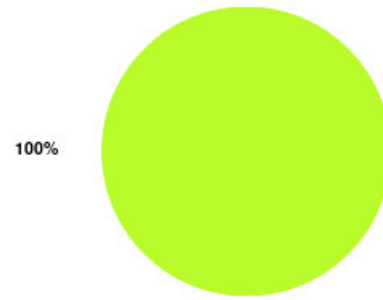


Sexual Health - Outreach (East Riding) Summary

Number of responses: 7

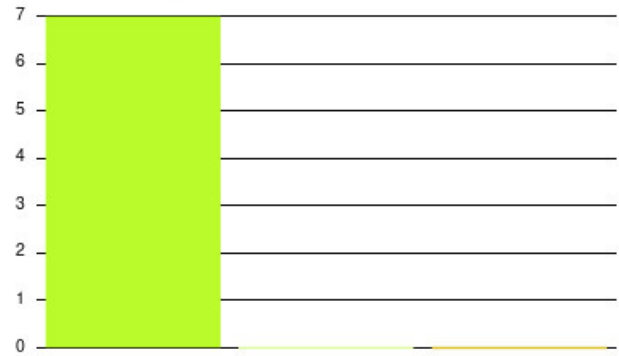
Experience	Amount	Percentage
Very good	7	100.000%
Good	0	0.000%
Neither good nor poor	0	0.000%
Poor	0	0.000%
Very poor	0	0.000%
Do not know	0	0.000%

■ Very good
 ■ Good
 ■ Neither good nor poor
 ■ Poor
 ■ Very poor
 ■ Do not know



Experience	Amount	Percentage
Very good & Good	7	100.000%
Very poor & Poor	0	0.000%
Neither good nor poor & Do not know	0	0.000%

■ Very good & Good
 ■ Very poor & Poor
 ■ Neither good nor poor & Do not know

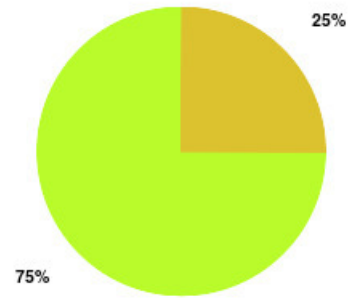


Sexual Health - Outreach (Hull) Summary

Number of responses: 4

Experience	Amount	Percentage
Very good	3	75.000%
Good	0	0.000%
Neither good nor poor	1	25.000%
Poor	0	0.000%
Very poor	0	0.000%
Do not know	0	0.000%

Very good Good Neither good nor poor Poor
Very poor Do not know



Experience	Amount	Percentage
Very good & Good	3	75.000%
Very poor & Poor	0	0.000%
Neither good nor poor & Do not know	1	25.000%



Sexual Health - Ultrasound (Hull) Summary

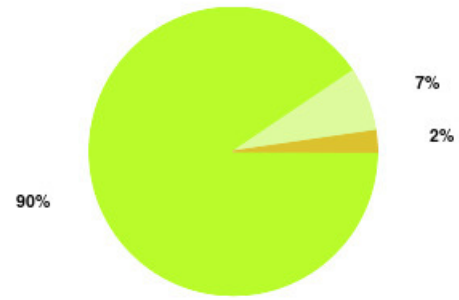
Number of responses: 0

Sexual Health - Unplanned Pregnancy Service Summary

Number of responses: 42

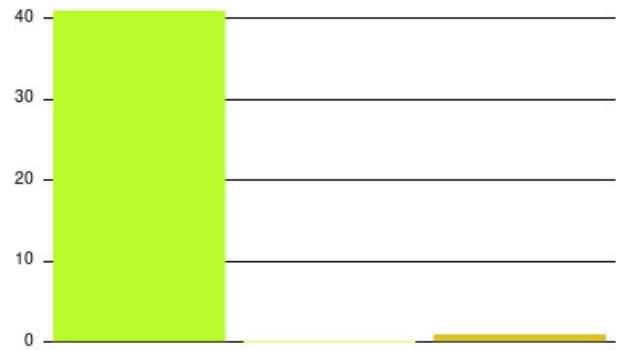
Experience	Amount	Percentage
Very good	38	90.476%
Good	3	7.143%
Neither good nor poor	1	2.381%
Poor	0	0.000%
Very poor	0	0.000%
Do not know	0	0.000%

■ Very good
 ■ Good
 ■ Neither good nor poor
 ■ Poor
 ■ Very poor
 ■ Do not know



Experience	Amount	Percentage
Very good & Good	41	97.619%
Very poor & Poor	0	0.000%
Neither good nor poor & Do not know	1	2.381%

■ Very good & Good
 ■ Very poor & Poor
 ■ Neither good nor poor & Do not know




Sexual Health - Vasectomy (Hull) Summary

Number of responses: 90

Experience	Amount	Percentage
Very good	87	96.667%
Good	3	3.333%
Neither good nor poor	0	0.000%
Poor	0	0.000%
Very poor	0	0.000%
Do not know	0	0.000%

Very good Good Neither good nor poor Poor
Very poor Do not know



Experience	Amount	Percentage
Very good & Good	90	100.000%
Very poor & Poor	0	0.000%
Neither good nor poor & Do not know	0	0.000%

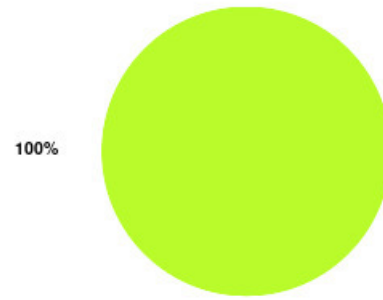


Sexual Health - Women's Health (East Riding) Summary

Number of responses: 1

Experience	Amount	Percentage
Very good	1	100.000%
Good	0	0.000%
Neither good nor poor	0	0.000%
Poor	0	0.000%
Very poor	0	0.000%
Do not know	0	0.000%

Very good Good Neither good nor poor Poor
Very poor Do not know



Experience	Amount	Percentage
Very good & Good	1	100.000%
Very poor & Poor	0	0.000%
Neither good nor poor & Do not know	0	0.000%

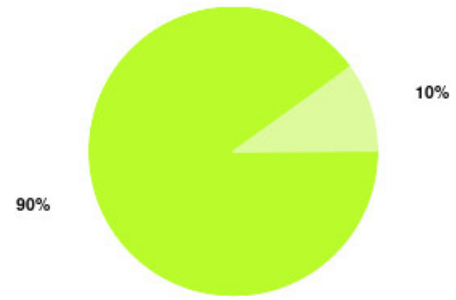


Sexual Health - Women's Health (Hull) Summary

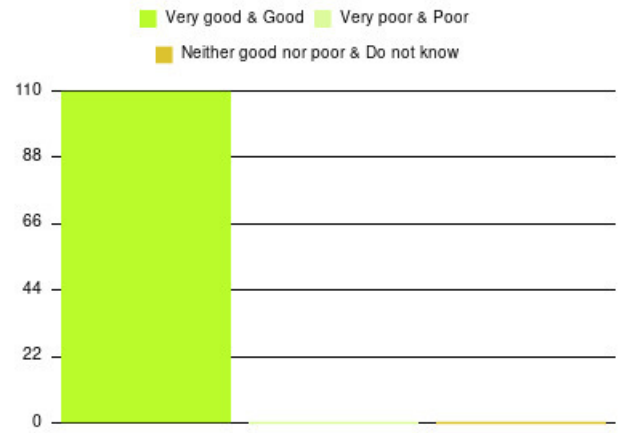
Number of responses: 110

Experience	Amount	Percentage
Very good	99	90.000%
Good	11	10.000%
Neither good nor poor	0	0.000%
Poor	0	0.000%
Very poor	0	0.000%
Do not know	0	0.000%

■ Very good
 ■ Good
 ■ Neither good nor poor
 ■ Poor
 ■ Very poor
 ■ Do not know



Experience	Amount	Percentage
Very good & Good	110	100.000%
Very poor & Poor	0	0.000%
Neither good nor poor & Do not know	0	0.000%



Smokefree (Knowsley) Summary

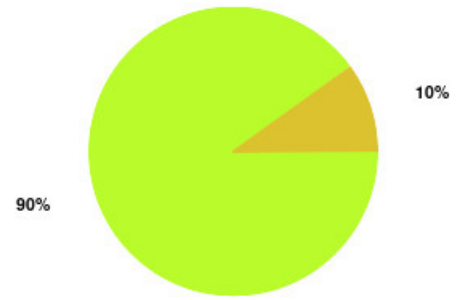
Number of responses: 0

Smokefree (St Helens) Summary

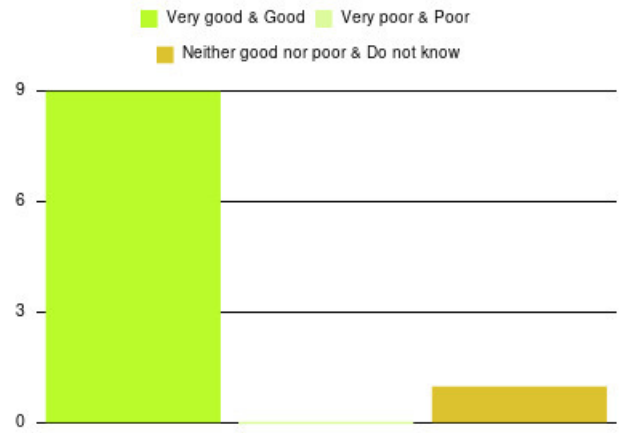
Number of responses: 10

Experience	Amount	Percentage
Very good	9	90.000%
Good	0	0.000%
Neither good nor poor	1	10.000%
Poor	0	0.000%
Very poor	0	0.000%
Do not know	0	0.000%

Very good Good Neither good nor poor Poor
Very poor Do not know



Experience	Amount	Percentage
Very good & Good	9	90.000%
Very poor & Poor	0	0.000%
Neither good nor poor & Do not know	1	10.000%

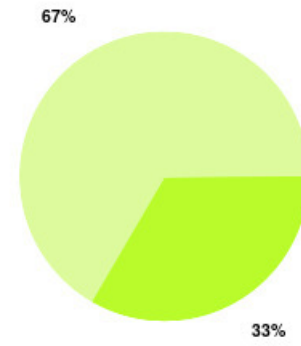


Specialist Palliative Care Services (EOL) Summary

Number of responses: 3

Experience	Amount	Percentage
Very good	1	33.333%
Good	2	66.667%
Neither good nor poor	0	0.000%
Poor	0	0.000%
Very poor	0	0.000%
Do not know	0	0.000%

■ Very good
 ■ Good
 ■ Neither good nor poor
 ■ Poor
 ■ Very poor
 ■ Do not know



Experience	Amount	Percentage
Very good & Good	3	100.000%
Very poor & Poor	0	0.000%
Neither good nor poor & Do not know	0	0.000%

■ Very good & Good
 ■ Very poor & Poor
 ■ Neither good nor poor & Do not know

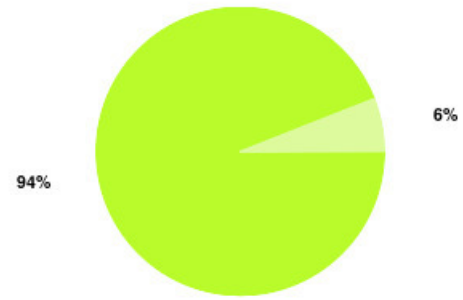


Specialist Weight Management Services Summary

Number of responses: 66

Experience	Amount	Percentage
Very good	62	93.939%
Good	4	6.061%
Neither good nor poor	0	0.000%
Poor	0	0.000%
Very poor	0	0.000%
Do not know	0	0.000%

■ Very good
 ■ Good
 ■ Neither good nor poor
 ■ Poor
 ■ Very poor
 ■ Do not know



Experience	Amount	Percentage
Very good & Good	66	100.000%
Very poor & Poor	0	0.000%
Neither good nor poor & Do not know	0	0.000%

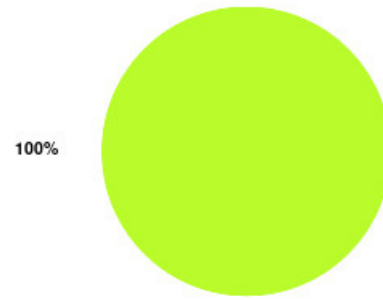


Speech and Language Therapy (East Riding) Summary

Number of responses: 17

Experience	Amount	Percentage
Very good	17	100.000%
Good	0	0.000%
Neither good nor poor	0	0.000%
Poor	0	0.000%
Very poor	0	0.000%
Do not know	0	0.000%

Very good Good Neither good nor poor Poor
Very poor Do not know



Experience	Amount	Percentage
Very good & Good	17	100.000%
Very poor & Poor	0	0.000%
Neither good nor poor & Do not know	0	0.000%

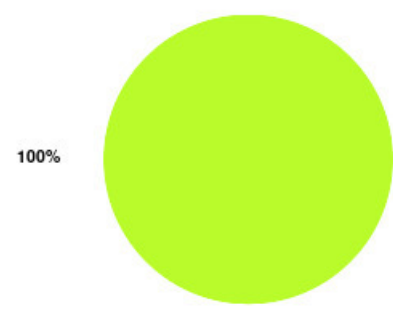


Speech and Language Therapy (Hull) Summary

Number of responses: 9

Experience	Amount	Percentage
Very good	9	100.000%
Good	0	0.000%
Neither good nor poor	0	0.000%
Poor	0	0.000%
Very poor	0	0.000%
Do not know	0	0.000%

Very good Good Neither good nor poor Poor
Very poor Do not know



Experience	Amount	Percentage
Very good & Good	9	100.000%
Very poor & Poor	0	0.000%
Neither good nor poor & Do not know	0	0.000%

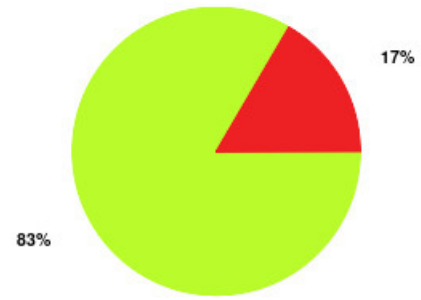


Story Street Walk In Summary

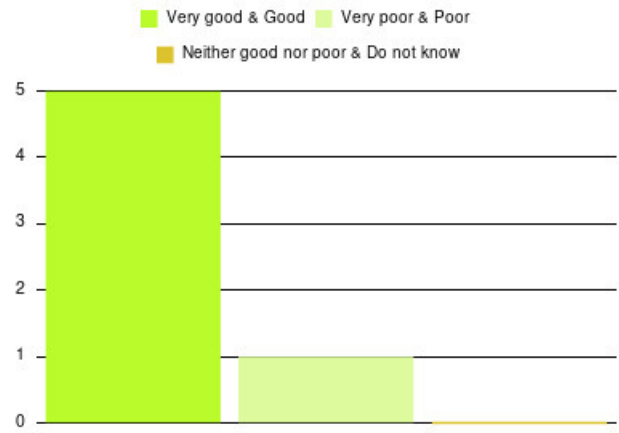
Number of responses: 6

Experience	Amount	Percentage
Very good	5	83.333%
Good	0	0.000%
Neither good nor poor	0	0.000%
Poor	0	0.000%
Very poor	1	16.667%
Do not know	0	0.000%

Very good Good Neither good nor poor Poor
Very poor Do not know



Experience	Amount	Percentage
Very good & Good	5	83.333%
Very poor & Poor	1	16.667%
Neither good nor poor & Do not know	0	0.000%

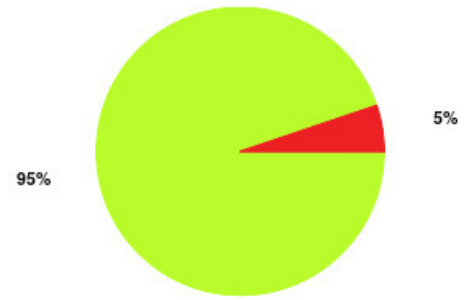


Stroke Team (East Riding) Summary

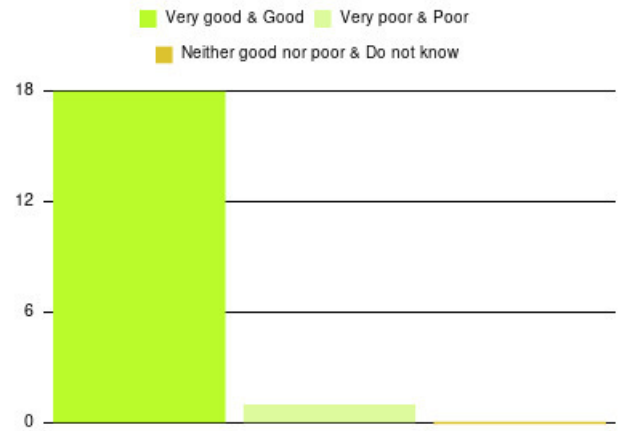
Number of responses: 19

Experience	Amount	Percentage
Very good	18	94.737%
Good	0	0.000%
Neither good nor poor	0	0.000%
Poor	0	0.000%
Very poor	1	5.263%
Do not know	0	0.000%

Very good Good Neither good nor poor Poor
Very poor Do not know



Experience	Amount	Percentage
Very good & Good	18	94.737%
Very poor & Poor	1	5.263%
Neither good nor poor & Do not know	0	0.000%

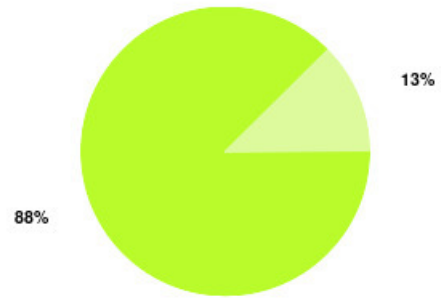


Stroke Team (Hull) Summary

Number of responses: 8

Experience	Amount	Percentage
Very good	7	87.500%
Good	1	12.500%
Neither good nor poor	0	0.000%
Poor	0	0.000%
Very poor	0	0.000%
Do not know	0	0.000%

Very good Good Neither good nor poor Poor
Very poor Do not know



Experience	Amount	Percentage
Very good & Good	8	100.000%
Very poor & Poor	0	0.000%
Neither good nor poor & Do not know	0	0.000%

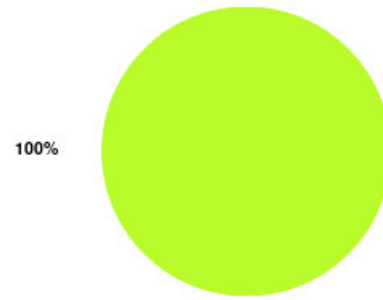


T1DE Summary

Number of responses: 1

Experience	Amount	Percentage
Very good	1	100.000%
Good	0	0.000%
Neither good nor poor	0	0.000%
Poor	0	0.000%
Very poor	0	0.000%
Do not know	0	0.000%

Very good Good Neither good nor poor Poor
Very poor Do not know



Experience	Amount	Percentage
Very good & Good	1	100.000%
Very poor & Poor	0	0.000%
Neither good nor poor & Do not know	0	0.000%



TB Nursing Team Summary

Number of responses: 0

Telehealth Summary

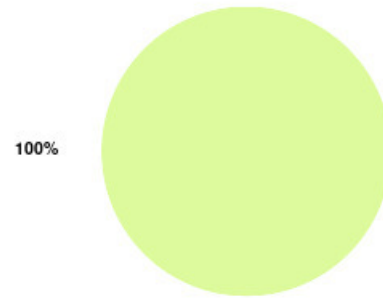
Number of responses: 0

Tier 3 Specialist Weight Management (SH) Summary

Number of responses: 2

Experience	Amount	Percentage
Very good	0	0.000%
Good	2	100.000%
Neither good nor poor	0	0.000%
Poor	0	0.000%
Very poor	0	0.000%
Do not know	0	0.000%

Very good Good Neither good nor poor Poor
Very poor Do not know



Experience	Amount	Percentage
Very good & Good	2	100.000%
Very poor & Poor	0	0.000%
Neither good nor poor & Do not know	0	0.000%



Tissue Viability Summary

Number of responses: 0

Trainee Health Psychologist Summary

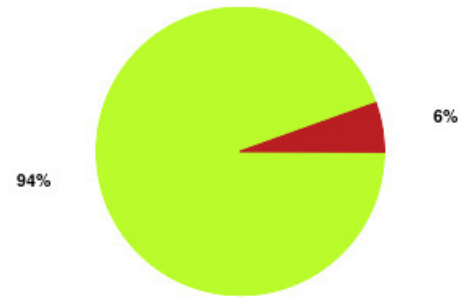
Number of responses: 0

Treatment rooms (ER) Summary

Number of responses: 18

Experience	Amount	Percentage
Very good	17	94.444%
Good	0	0.000%
Neither good nor poor	0	0.000%
Poor	1	5.556%
Very poor	0	0.000%
Do not know	0	0.000%

Very good Good Neither good nor poor Poor
Very poor Do not know



Experience	Amount	Percentage
Very good & Good	17	94.444%
Very poor & Poor	1	5.556%
Neither good nor poor & Do not know	0	0.000%

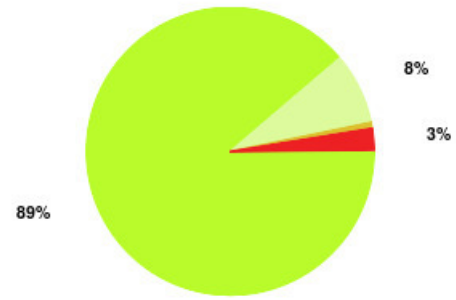


Treatment rooms (Hull) Summary

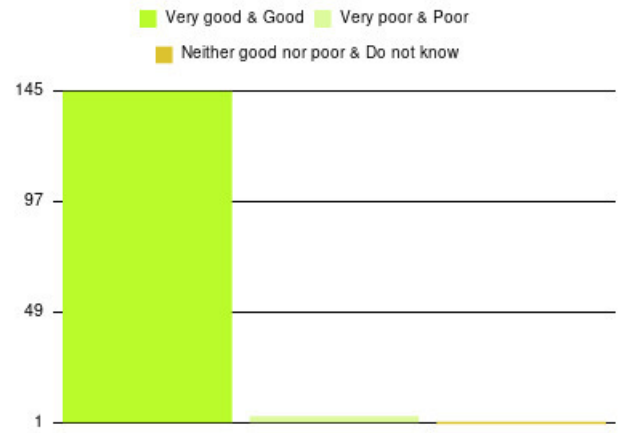
Number of responses: 150

Experience	Amount	Percentage
Very good	133	88.667%
Good	12	8.000%
Neither good nor poor	1	0.667%
Poor	0	0.000%
Very poor	4	2.667%
Do not know	0	0.000%

■ Very good
 ■ Good
 ■ Neither good nor poor
 ■ Poor
 ■ Very poor
 ■ Do not know



Experience	Amount	Percentage
Very good & Good	145	96.667%
Very poor & Poor	4	2.667%
Neither good nor poor & Do not know	1	0.667%



Urgent Community Response Team Summary

Number of responses: 0

Virtual Ward Summary

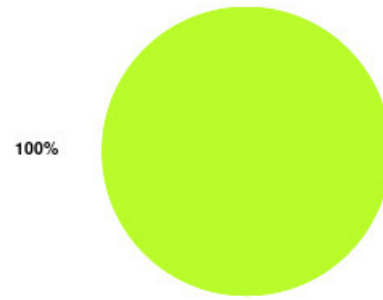
Number of responses: 0

Volunteer Hub Summary

Number of responses: 1

Experience	Amount	Percentage
Very good	1	100.000%
Good	0	0.000%
Neither good nor poor	0	0.000%
Poor	0	0.000%
Very poor	0	0.000%
Do not know	0	0.000%

Very good Good Neither good nor poor Poor
Very poor Do not know



Experience	Amount	Percentage
Very good & Good	1	100.000%
Very poor & Poor	0	0.000%
Neither good nor poor & Do not know	0	0.000%

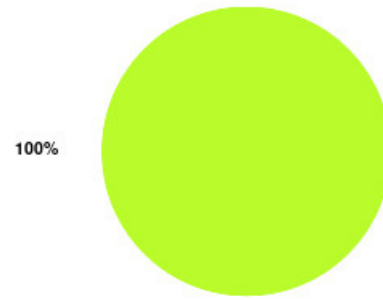


Volunteering (SH) Summary

Number of responses: 16

Experience	Amount	Percentage
Very good	16	100.000%
Good	0	0.000%
Neither good nor poor	0	0.000%
Poor	0	0.000%
Very poor	0	0.000%
Do not know	0	0.000%

Very good Good Neither good nor poor Poor
Very poor Do not know



Experience	Amount	Percentage
Very good & Good	16	100.000%
Very poor & Poor	0	0.000%
Neither good nor poor & Do not know	0	0.000%



Walks Programme (SH) Summary

Number of responses: 0

Weightwise Extra (Childrens) Summary

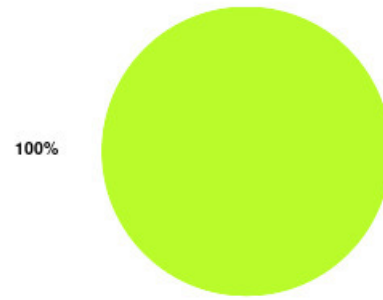
Number of responses: 0

Wellbeing Liaison Service Summary

Number of responses: 1

Experience	Amount	Percentage
Very good	1	100.000%
Good	0	0.000%
Neither good nor poor	0	0.000%
Poor	0	0.000%
Very poor	0	0.000%
Do not know	0	0.000%

Very good Good Neither good nor poor Poor
Very poor Do not know



Experience	Amount	Percentage
Very good & Good	1	100.000%
Very poor & Poor	0	0.000%
Neither good nor poor & Do not know	0	0.000%

