

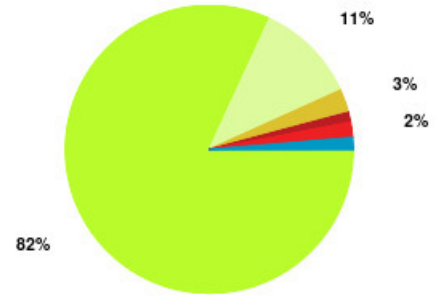
Monthly Report February 2024

Overall CHCP CIC Summary

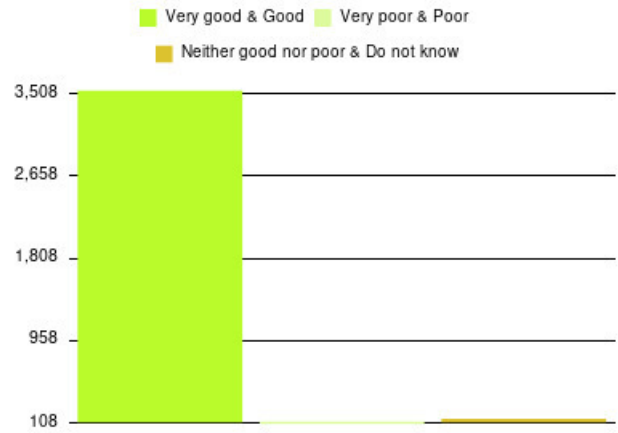
Number of responses: 3804

Experience	Amount	Percentage
Very good	3111	81.782%
Good	433	11.383%
Neither good nor poor	99	2.603%
Poor	42	1.104%
Very poor	66	1.735%
Do not know	53	1.393%

■ Very good
 ■ Good
 ■ Neither good nor poor
 ■ Poor
 ■ Very poor
 ■ Do not know



Experience	Amount	Percentage
Very good & Good	3544	93.165%
Very poor & Poor	108	2.839%
Neither good nor poor & Do not know	152	3.996%



Alderson House Summary

Number of responses: 0

Anticoagulation Summary

Number of responses: 2

Experience	Amount	Percentage
Very good	2	100.000%
Good	0	0.000%
Neither good nor poor	0	0.000%
Poor	0	0.000%
Very poor	0	0.000%
Do not know	0	0.000%

Very good Good Neither good nor poor Poor
Very poor Do not know



Experience	Amount	Percentage
Very good & Good	2	100.000%
Very poor & Poor	0	0.000%
Neither good nor poor & Do not know	0	0.000%

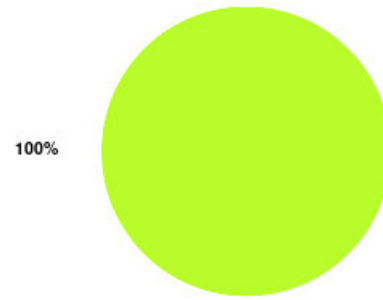


Bee At Home Care Service Summary

Number of responses: 3

Experience	Amount	Percentage
Very good	3	100.000%
Good	0	0.000%
Neither good nor poor	0	0.000%
Poor	0	0.000%
Very poor	0	0.000%
Do not know	0	0.000%

Very good Good Neither good nor poor Poor
Very poor Do not know



Experience	Amount	Percentage
Very good & Good	3	100.000%
Very poor & Poor	0	0.000%
Neither good nor poor & Do not know	0	0.000%

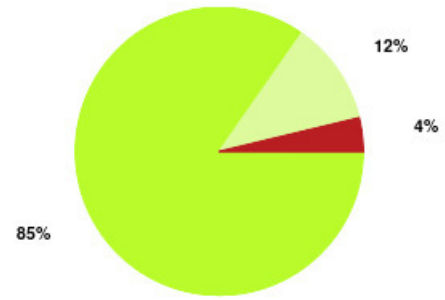


Beverley UTC Summary

Number of responses: 26

Experience	Amount	Percentage
Very good	22	84.615%
Good	3	11.538%
Neither good nor poor	0	0.000%
Poor	1	3.846%
Very poor	0	0.000%
Do not know	0	0.000%

Very good Good Neither good nor poor Poor
Very poor Do not know



Experience	Amount	Percentage
Very good & Good	25	96.154%
Very poor & Poor	1	3.846%
Neither good nor poor & Do not know	0	0.000%

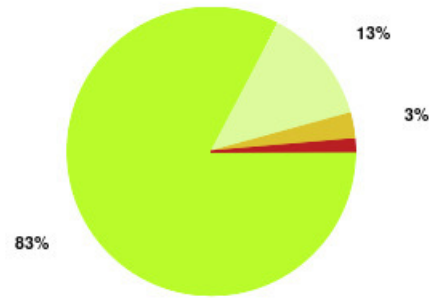


Bladder and Bowel (East Riding) Summary

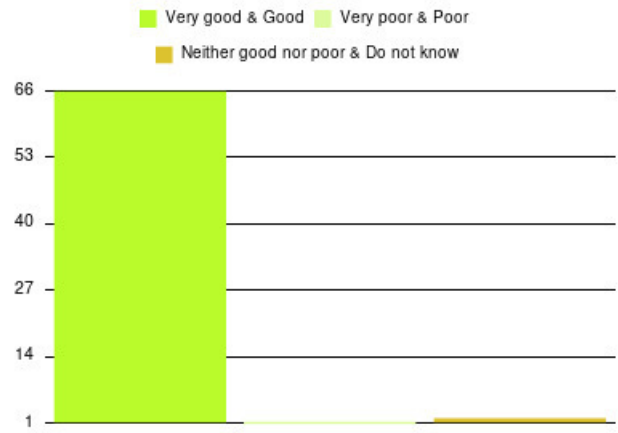
Number of responses: 69

Experience	Amount	Percentage
Very good	57	82.609%
Good	9	13.043%
Neither good nor poor	2	2.899%
Poor	1	1.449%
Very poor	0	0.000%
Do not know	0	0.000%

■ Very good
 ■ Good
 ■ Neither good nor poor
 ■ Poor
 ■ Very poor
 ■ Do not know



Experience	Amount	Percentage
Very good & Good	66	95.652%
Very poor & Poor	1	1.449%
Neither good nor poor & Do not know	2	2.899%



Bladder and Bowel (Hull) Summary

Number of responses: 2

Experience	Amount	Percentage
Very good	2	100.000%
Good	0	0.000%
Neither good nor poor	0	0.000%
Poor	0	0.000%
Very poor	0	0.000%
Do not know	0	0.000%

Very good Good Neither good nor poor Poor
Very poor Do not know



Experience	Amount	Percentage
Very good & Good	2	100.000%
Very poor & Poor	0	0.000%
Neither good nor poor & Do not know	0	0.000%

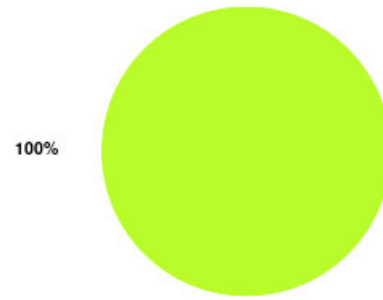


Bridlington ICC Summary

Number of responses: 3

Experience	Amount	Percentage
Very good	3	100.000%
Good	0	0.000%
Neither good nor poor	0	0.000%
Poor	0	0.000%
Very poor	0	0.000%
Do not know	0	0.000%

Very good Good Neither good nor poor Poor
Very poor Do not know



Experience	Amount	Percentage
Very good & Good	3	100.000%
Very poor & Poor	0	0.000%
Neither good nor poor & Do not know	0	0.000%

Very good & Good Very poor & Poor
Neither good nor poor & Do not know



Bridlington UTC Summary

Number of responses: 8

Experience	Amount	Percentage
Very good	8	100.000%
Good	0	0.000%
Neither good nor poor	0	0.000%
Poor	0	0.000%
Very poor	0	0.000%
Do not know	0	0.000%

Very good Good Neither good nor poor Poor
Very poor Do not know



Experience	Amount	Percentage
Very good & Good	8	100.000%
Very poor & Poor	0	0.000%
Neither good nor poor & Do not know	0	0.000%

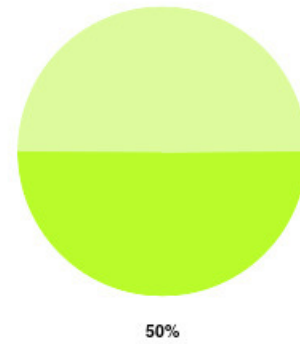


Cardiac Rehab (East Riding) Summary

Number of responses: 2

Experience	Amount	Percentage
Very good	1	50.000%
Good	1	50.000%
Neither good nor poor	0	0.000%
Poor	0	0.000%
Very poor	0	0.000%
Do not know	0	0.000%

■ Very good
 ■ Good
 ■ Neither good nor poor
 ■ Poor
■ Very poor
 ■ Do not know



Experience	Amount	Percentage
Very good & Good	2	100.000%
Very poor & Poor	0	0.000%
Neither good nor poor & Do not know	0	0.000%

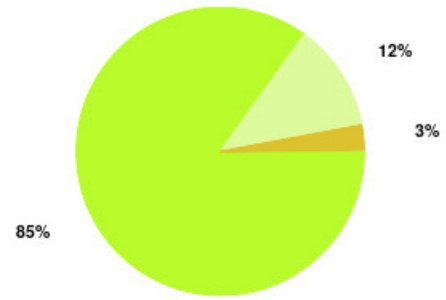


Cardiac Rehab (Hull) Summary

Number of responses: 33

Experience	Amount	Percentage
Very good	28	84.848%
Good	4	12.121%
Neither good nor poor	1	3.030%
Poor	0	0.000%
Very poor	0	0.000%
Do not know	0	0.000%

■ Very good
 ■ Good
 ■ Neither good nor poor
 ■ Poor
 ■ Very poor
 ■ Do not know



Experience	Amount	Percentage
Very good & Good	32	96.970%
Very poor & Poor	0	0.000%
Neither good nor poor & Do not know	1	3.030%

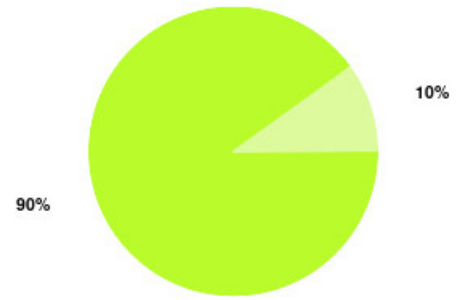


Care Co-ordination Hub (247111) Summary

Number of responses: 20

Experience	Amount	Percentage
Very good	18	90.000%
Good	2	10.000%
Neither good nor poor	0	0.000%
Poor	0	0.000%
Very poor	0	0.000%
Do not know	0	0.000%

Very good Good Neither good nor poor Poor
Very poor Do not know



Experience	Amount	Percentage
Very good & Good	20	100.000%
Very poor & Poor	0	0.000%
Neither good nor poor & Do not know	0	0.000%



Carers' Information and Support Service Summary

Number of responses: 17

Experience	Amount	Percentage
Very good	17	100.000%
Good	0	0.000%
Neither good nor poor	0	0.000%
Poor	0	0.000%
Very poor	0	0.000%
Do not know	0	0.000%

Very good Good Neither good nor poor Poor
Very poor Do not know



Experience	Amount	Percentage
Very good & Good	17	100.000%
Very poor & Poor	0	0.000%
Neither good nor poor & Do not know	0	0.000%



CHPL - Bransholme Summary

Number of responses: 0

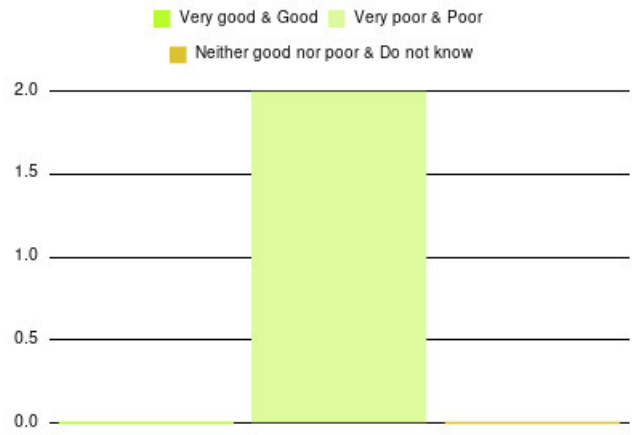

CHPL - Field View Surgery Summary

Number of responses: 2

Experience	Amount	Percentage
Very good	0	0.000%
Good	0	0.000%
Neither good nor poor	0	0.000%
Poor	1	50.000%
Very poor	1	50.000%
Do not know	0	0.000%

Experience	Amount	Percentage
Very good & Good	0	0.000%
Very poor & Poor	2	100.000%
Neither good nor poor & Do not know	0	0.000%

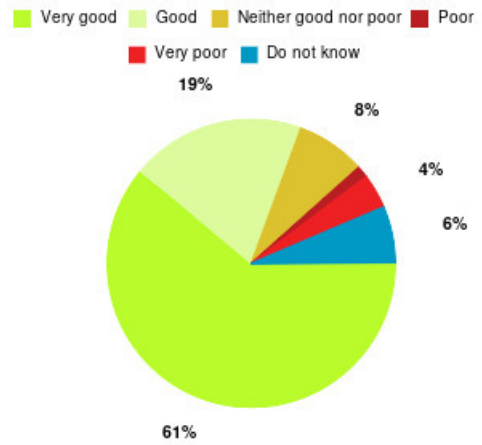
Very good Good Neither good nor poor Poor
Very poor Do not know
50%



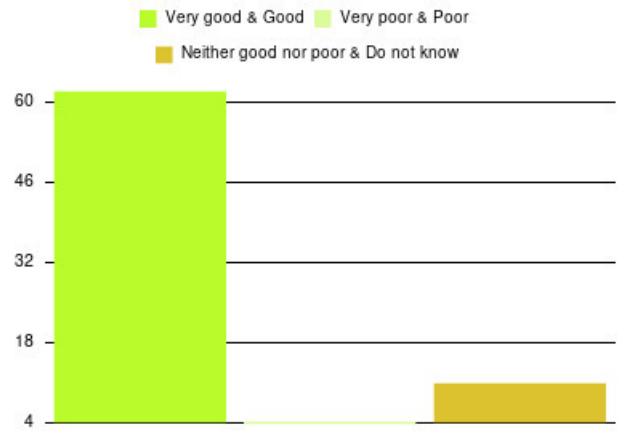
CHPL - Southcoates/Marfleet Summary

Number of responses: 77

Experience	Amount	Percentage
Very good	47	61.039%
Good	15	19.481%
Neither good nor poor	6	7.792%
Poor	1	1.299%
Very poor	3	3.896%
Do not know	5	6.494%



Experience	Amount	Percentage
Very good & Good	62	80.519%
Very poor & Poor	4	5.195%
Neither good nor poor & Do not know	11	14.286%



Community Activity programme (SH) Summary


Number of responses: 0

Community Children's Nursing Services Summary

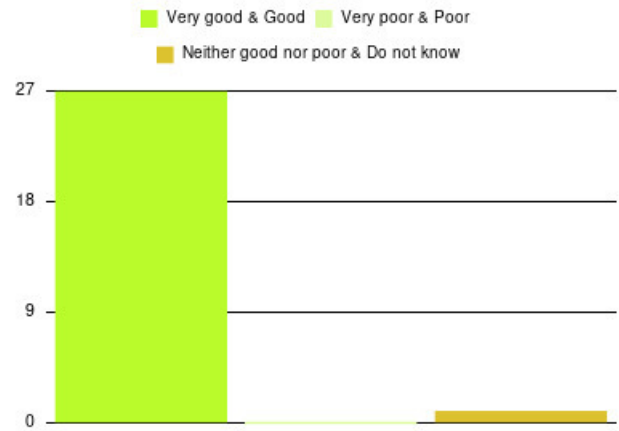
Number of responses: 28

Experience	Amount	Percentage
Very good	27	96.429%
Good	0	0.000%
Neither good nor poor	1	3.571%
Poor	0	0.000%
Very poor	0	0.000%
Do not know	0	0.000%

■ Very good
 ■ Good
 ■ Neither good nor poor
 ■ Poor
■ Very poor
 ■ Do not know



Experience	Amount	Percentage
Very good & Good	27	96.429%
Very poor & Poor	0	0.000%
Neither good nor poor & Do not know	1	3.571%



Community Food Team (SH) Summary

Number of responses: 0

Community Heart Failure Nursing Service ER Summary

Number of responses: 0

Community Heart Failure Nursing Service Hull Summary

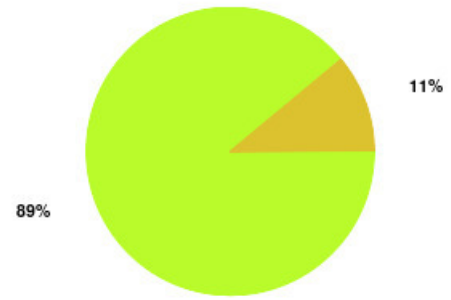
Number of responses: 0

Community Links Worker (Primary Care) Summary

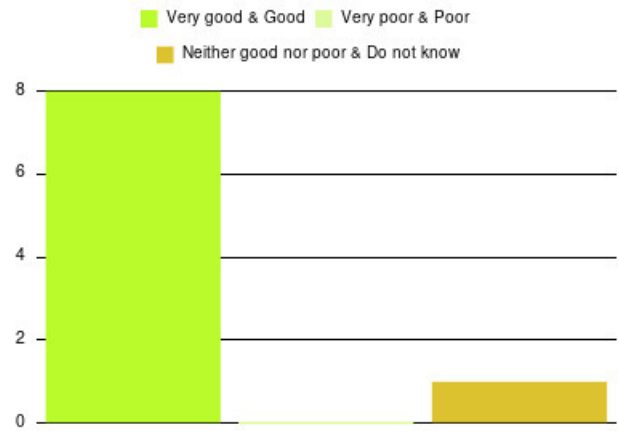
Number of responses: 9

Experience	Amount	Percentage
Very good	8	88.889%
Good	0	0.000%
Neither good nor poor	1	11.111%
Poor	0	0.000%
Very poor	0	0.000%
Do not know	0	0.000%

Very good Good Neither good nor poor Poor
Very poor Do not know



Experience	Amount	Percentage
Very good & Good	8	88.889%
Very poor & Poor	0	0.000%
Neither good nor poor & Do not know	1	11.111%

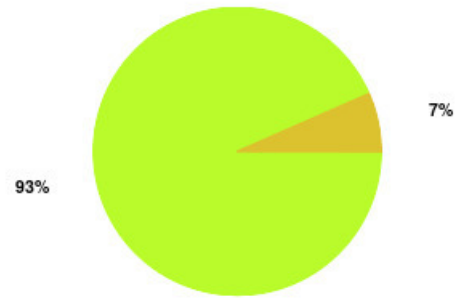


Community Nursing (ER) Summary

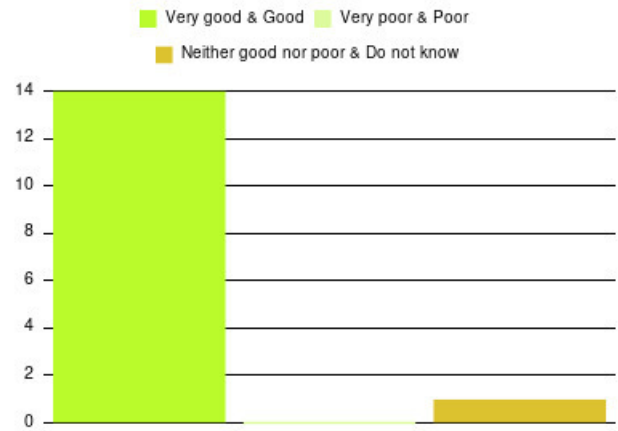
Number of responses: 15

Experience	Amount	Percentage
Very good	14	93.333%
Good	0	0.000%
Neither good nor poor	1	6.667%
Poor	0	0.000%
Very poor	0	0.000%
Do not know	0	0.000%

Very good Good Neither good nor poor Poor
Very poor Do not know



Experience	Amount	Percentage
Very good & Good	14	93.333%
Very poor & Poor	0	0.000%
Neither good nor poor & Do not know	1	6.667%



Community Nursing (Hull) Summary

Number of responses: 0

Community Nursing Cottingham Summary

Number of responses: 0

Community Nursing East (Hull) Summary

Number of responses: 2

Experience	Amount	Percentage
Very good	2	100.000%
Good	0	0.000%
Neither good nor poor	0	0.000%
Poor	0	0.000%
Very poor	0	0.000%
Do not know	0	0.000%

Very good Good Neither good nor poor Poor
Very poor Do not know



Experience	Amount	Percentage
Very good & Good	2	100.000%
Very poor & Poor	0	0.000%
Neither good nor poor & Do not know	0	0.000%

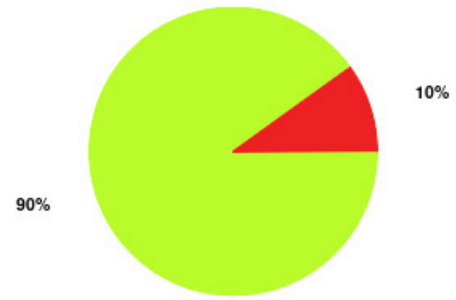


Community Nursing Haltemprice Summary

Number of responses: 10

Experience	Amount	Percentage
Very good	9	90.000%
Good	0	0.000%
Neither good nor poor	0	0.000%
Poor	0	0.000%
Very poor	1	10.000%
Do not know	0	0.000%

Very good Good Neither good nor poor Poor
Very poor Do not know



Experience	Amount	Percentage
Very good & Good	9	90.000%
Very poor & Poor	1	10.000%
Neither good nor poor & Do not know	0	0.000%



Community Nursing Hedon Summary

Number of responses: 0

Community Nursing Holderness Summary

Number of responses: 8

Experience	Amount	Percentage
Very good	8	100.000%
Good	0	0.000%
Neither good nor poor	0	0.000%
Poor	0	0.000%
Very poor	0	0.000%
Do not know	0	0.000%

Very good Good Neither good nor poor Poor
Very poor Do not know



Experience	Amount	Percentage
Very good & Good	8	100.000%
Very poor & Poor	0	0.000%
Neither good nor poor & Do not know	0	0.000%



Community Nursing Hornsea Summary

Number of responses: 0

Community Nursing Market Weighton Summary

Number of responses: 0

Community Nursing North (Hull) Summary

Number of responses: 0

Community Nursing West (Hull) Summary

Number of responses: 0

Community Nursing Withernsea Summary

Number of responses: 0

Community Rehab - Physiotherapy & Occupational Therapy (ER) Summary

Number of responses: 5

Experience	Amount	Percentage
Very good	5	100.000%
Good	0	0.000%
Neither good nor poor	0	0.000%
Poor	0	0.000%
Very poor	0	0.000%
Do not know	0	0.000%

Very good Good Neither good nor poor Poor
Very poor Do not know



Experience	Amount	Percentage
Very good & Good	5	100.000%
Very poor & Poor	0	0.000%
Neither good nor poor & Do not know	0	0.000%

Very good & Good Very poor & Poor
Neither good nor poor & Do not know

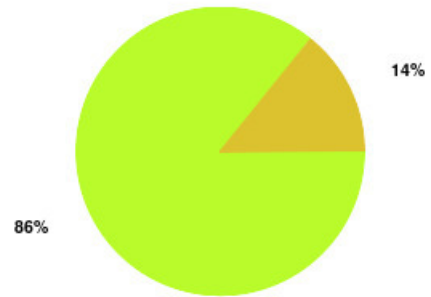


Community Rehab - Physiotherapy & Occupational Therapy (Hull) Summary

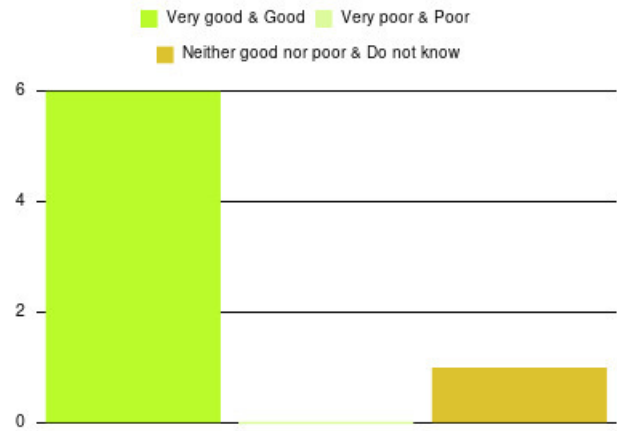
Number of responses: 7

Experience	Amount	Percentage
Very good	6	85.714%
Good	0	0.000%
Neither good nor poor	1	14.286%
Poor	0	0.000%
Very poor	0	0.000%
Do not know	0	0.000%

Very good Good Neither good nor poor Poor
Very poor Do not know



Experience	Amount	Percentage
Very good & Good	6	85.714%
Very poor & Poor	0	0.000%
Neither good nor poor & Do not know	1	14.286%

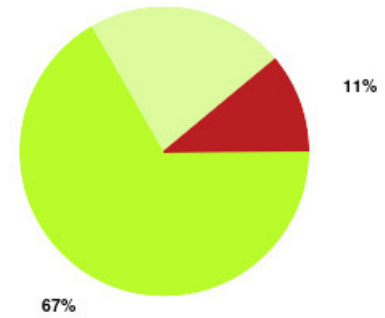


Community Ward (ERCH) Summary

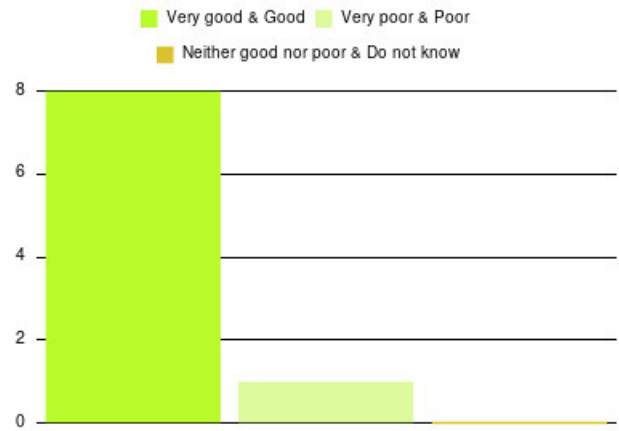
Number of responses: 9

Experience	Amount	Percentage
Very good	6	66.667%
Good	2	22.222%
Neither good nor poor	0	0.000%
Poor	1	11.111%
Very poor	0	0.000%
Do not know	0	0.000%

■ Very good
 ■ Good
 ■ Neither good nor poor
 ■ Poor
■ Very poor
 ■ Do not know



Experience	Amount	Percentage
Very good & Good	8	88.889%
Very poor & Poor	1	11.111%
Neither good nor poor & Do not know	0	0.000%



Customer Services Summary

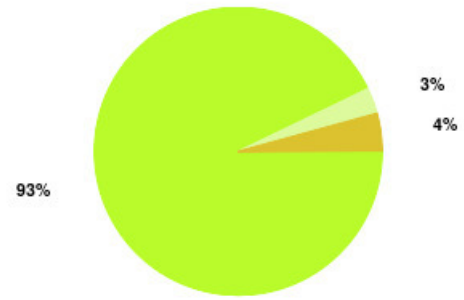
Number of responses: 0

Deep Vein Thrombosis Summary

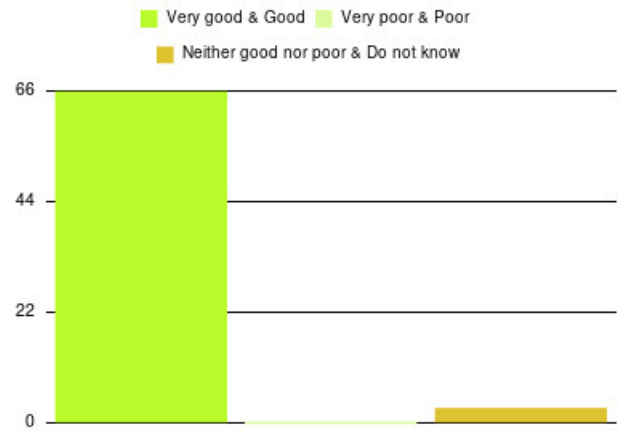
Number of responses: 69

Experience	Amount	Percentage
Very good	64	92.754%
Good	2	2.899%
Neither good nor poor	3	4.348%
Poor	0	0.000%
Very poor	0	0.000%
Do not know	0	0.000%

■ Very good
 ■ Good
 ■ Neither good nor poor
 ■ Poor
 ■ Very poor
 ■ Do not know



Experience	Amount	Percentage
Very good & Good	66	95.652%
Very poor & Poor	0	0.000%
Neither good nor poor & Do not know	3	4.348%



Dementia Service Summary

Number of responses: 0

Dental - Beverley PDS Summary

Number of responses: 3

Experience	Amount	Percentage
Very good	3	100.000%
Good	0	0.000%
Neither good nor poor	0	0.000%
Poor	0	0.000%
Very poor	0	0.000%
Do not know	0	0.000%

Very good Good Neither good nor poor Poor
Very poor Do not know



Experience	Amount	Percentage
Very good & Good	3	100.000%
Very poor & Poor	0	0.000%
Neither good nor poor & Do not know	0	0.000%

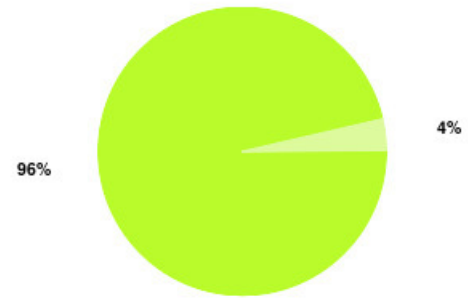


Dental - Bridlington CDS Summary

Number of responses: 27

Experience	Amount	Percentage
Very good	26	96.296%
Good	1	3.704%
Neither good nor poor	0	0.000%
Poor	0	0.000%
Very poor	0	0.000%
Do not know	0	0.000%

Very good Good Neither good nor poor Poor
Very poor Do not know



Experience	Amount	Percentage
Very good & Good	27	100.000%
Very poor & Poor	0	0.000%
Neither good nor poor & Do not know	0	0.000%



Dental - Driffield PDS Summary

Number of responses: 1

Experience	Amount	Percentage
Very good	1	100.000%
Good	0	0.000%
Neither good nor poor	0	0.000%
Poor	0	0.000%
Very poor	0	0.000%
Do not know	0	0.000%

Very good Good Neither good nor poor Poor
Very poor Do not know



Experience	Amount	Percentage
Very good & Good	1	100.000%
Very poor & Poor	0	0.000%
Neither good nor poor & Do not know	0	0.000%



Dental - Goole CDS Summary

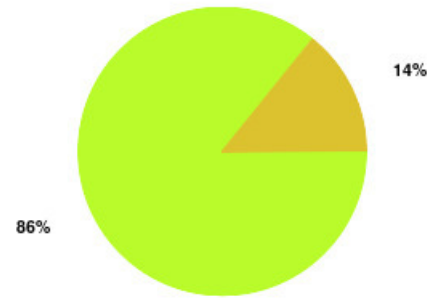
Number of responses: 0

Dental - Goole PDS Summary

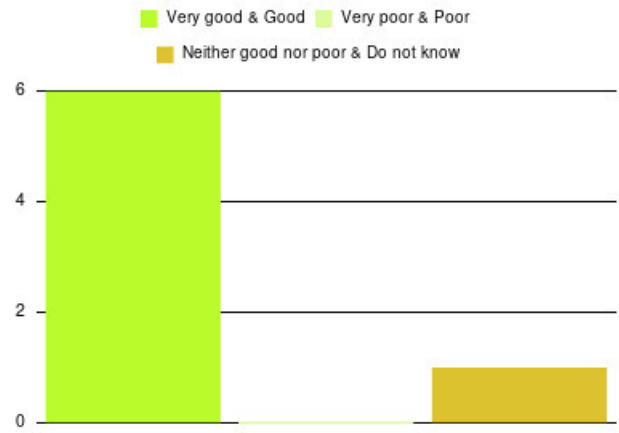
Number of responses: 7

Experience	Amount	Percentage
Very good	6	85.714%
Good	0	0.000%
Neither good nor poor	1	14.286%
Poor	0	0.000%
Very poor	0	0.000%
Do not know	0	0.000%

Very good Good Neither good nor poor Poor
Very poor Do not know



Experience	Amount	Percentage
Very good & Good	6	85.714%
Very poor & Poor	0	0.000%
Neither good nor poor & Do not know	1	14.286%

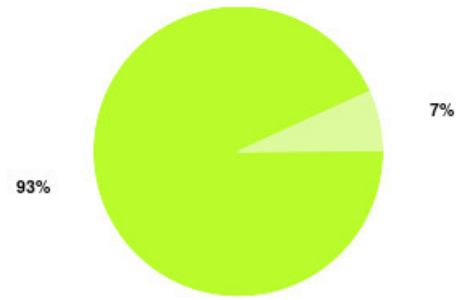


Dental - Highlands CDS Summary

Number of responses: 58

Experience	Amount	Percentage
Very good	54	93.103%
Good	4	6.897%
Neither good nor poor	0	0.000%
Poor	0	0.000%
Very poor	0	0.000%
Do not know	0	0.000%

■ Very good
 ■ Good
 ■ Neither good nor poor
 ■ Poor
 ■ Very poor
 ■ Do not know



Experience	Amount	Percentage
Very good & Good	58	100.000%
Very poor & Poor	0	0.000%
Neither good nor poor & Do not know	0	0.000%



Dental - Jameson Street PDS Summary

Number of responses: 23

Experience	Amount	Percentage
Very good	23	100.000%
Good	0	0.000%
Neither good nor poor	0	0.000%
Poor	0	0.000%
Very poor	0	0.000%
Do not know	0	0.000%

Very good Good Neither good nor poor Poor
Very poor Do not know



Experience	Amount	Percentage
Very good & Good	23	100.000%
Very poor & Poor	0	0.000%
Neither good nor poor & Do not know	0	0.000%

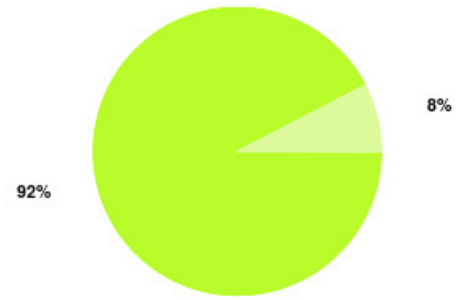


Dental - Orchard Park CDS Summary

Number of responses: 13

Experience	Amount	Percentage
Very good	12	92.308%
Good	1	7.692%
Neither good nor poor	0	0.000%
Poor	0	0.000%
Very poor	0	0.000%
Do not know	0	0.000%

Very good Good Neither good nor poor Poor
Very poor Do not know



Experience	Amount	Percentage
Very good & Good	13	100.000%
Very poor & Poor	0	0.000%
Neither good nor poor & Do not know	0	0.000%

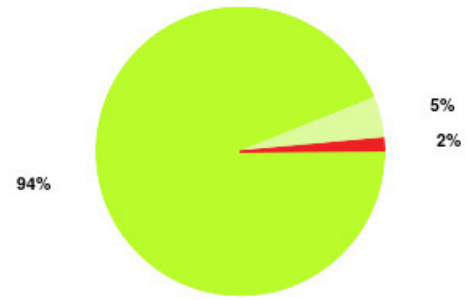


Dental - Withernsea PDS Summary

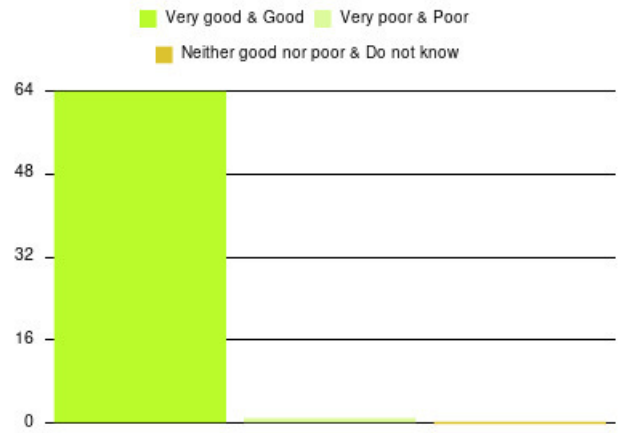
Number of responses: 65

Experience	Amount	Percentage
Very good	61	93.846%
Good	3	4.615%
Neither good nor poor	0	0.000%
Poor	0	0.000%
Very poor	1	1.538%
Do not know	0	0.000%

■ Very good
 ■ Good
 ■ Neither good nor poor
 ■ Poor
■ Very poor
 ■ Do not know



Experience	Amount	Percentage
Very good & Good	64	98.462%
Very poor & Poor	1	1.538%
Neither good nor poor & Do not know	0	0.000%



Diabetes Podiatry Summary

Number of responses: 0

Diabetes Service (East Riding) Summary

Number of responses: 4

Experience	Amount	Percentage
Very good	4	100.000%
Good	0	0.000%
Neither good nor poor	0	0.000%
Poor	0	0.000%
Very poor	0	0.000%
Do not know	0	0.000%

Very good Good Neither good nor poor Poor
Very poor Do not know



Experience	Amount	Percentage
Very good & Good	4	100.000%
Very poor & Poor	0	0.000%
Neither good nor poor & Do not know	0	0.000%

Very good & Good Very poor & Poor
Neither good nor poor & Do not know

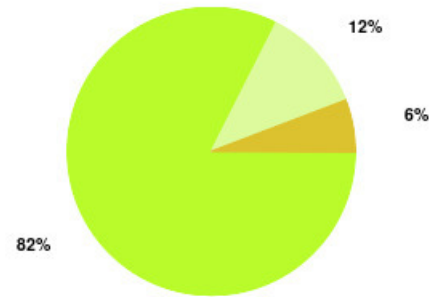


Dietetics (East Riding) Summary

Number of responses: 51

Experience	Amount	Percentage
Very good	42	82.353%
Good	6	11.765%
Neither good nor poor	3	5.882%
Poor	0	0.000%
Very poor	0	0.000%
Do not know	0	0.000%

Very good Good Neither good nor poor Poor
Very poor Do not know



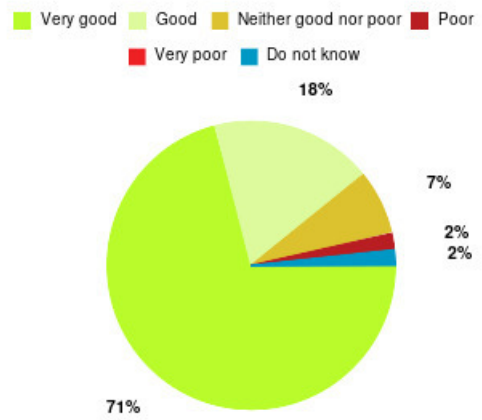
Experience	Amount	Percentage
Very good & Good	48	94.118%
Very poor & Poor	0	0.000%
Neither good nor poor & Do not know	3	5.882%



Dietetics (Hull) Summary

Number of responses: 55

Experience	Amount	Percentage
Very good	39	70.909%
Good	10	18.182%
Neither good nor poor	4	7.273%
Poor	1	1.818%
Very poor	0	0.000%
Do not know	1	1.818%



Experience	Amount	Percentage
Very good & Good	49	89.091%
Very poor & Poor	1	1.818%
Neither good nor poor & Do not know	5	9.091%



Digital Prescriber Summary

Number of responses: 2

Experience	Amount	Percentage
Very good	2	100.000%
Good	0	0.000%
Neither good nor poor	0	0.000%
Poor	0	0.000%
Very poor	0	0.000%
Do not know	0	0.000%

Very good Good Neither good nor poor Poor
Very poor Do not know



Experience	Amount	Percentage
Very good & Good	2	100.000%
Very poor & Poor	0	0.000%
Neither good nor poor & Do not know	0	0.000%



Digital support worker - Primary Care Summary

Number of responses: 0

East Riding Fracture Liaison Service Summary

Number of responses: 0

East Riding Frailty Team Summary

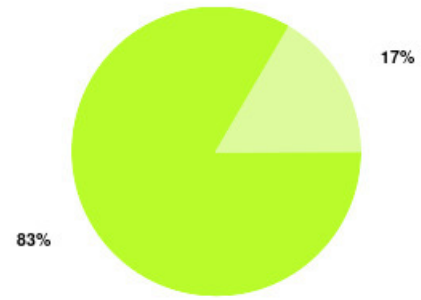
Number of responses: 0

Eating Disorders Summary

Number of responses: 12

Experience	Amount	Percentage
Very good	10	83.333%
Good	2	16.667%
Neither good nor poor	0	0.000%
Poor	0	0.000%
Very poor	0	0.000%
Do not know	0	0.000%

Very good Good Neither good nor poor Poor
Very poor Do not know



Experience	Amount	Percentage
Very good & Good	12	100.000%
Very poor & Poor	0	0.000%
Neither good nor poor & Do not know	0	0.000%

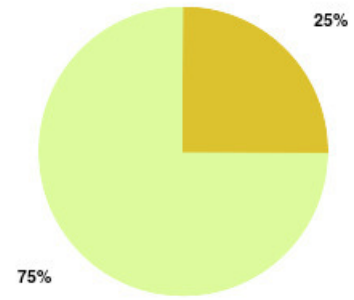


EMPOWER Summary

Number of responses: 4

Experience	Amount	Percentage
Very good	0	0.000%
Good	3	75.000%
Neither good nor poor	1	25.000%
Poor	0	0.000%
Very poor	0	0.000%
Do not know	0	0.000%

Very good Good Neither good nor poor Poor
Very poor Do not know



Experience	Amount	Percentage
Very good & Good	3	75.000%
Very poor & Poor	0	0.000%
Neither good nor poor & Do not know	1	25.000%

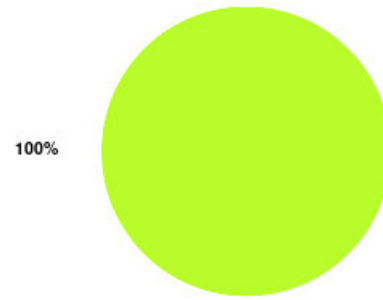


Falls Team (East Riding) Summary

Number of responses: 3

Experience	Amount	Percentage
Very good	3	100.000%
Good	0	0.000%
Neither good nor poor	0	0.000%
Poor	0	0.000%
Very poor	0	0.000%
Do not know	0	0.000%

Very good Good Neither good nor poor Poor
Very poor Do not know



Experience	Amount	Percentage
Very good & Good	3	100.000%
Very poor & Poor	0	0.000%
Neither good nor poor & Do not know	0	0.000%

Very good & Good Very poor & Poor
Neither good nor poor & Do not know

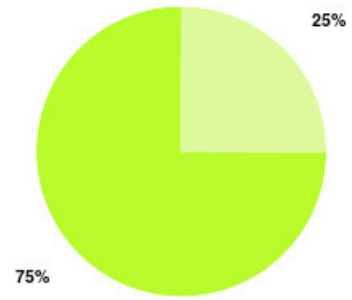


Falls Team (Hull) Summary

Number of responses: 4

Experience	Amount	Percentage
Very good	3	75.000%
Good	1	25.000%
Neither good nor poor	0	0.000%
Poor	0	0.000%
Very poor	0	0.000%
Do not know	0	0.000%

Very good Good Neither good nor poor Poor
Very poor Do not know



Experience	Amount	Percentage
Very good & Good	4	100.000%
Very poor & Poor	0	0.000%
Neither good nor poor & Do not know	0	0.000%



Fit4All Team (SH) Summary

Number of responses: 0

Gastroenterology Summary

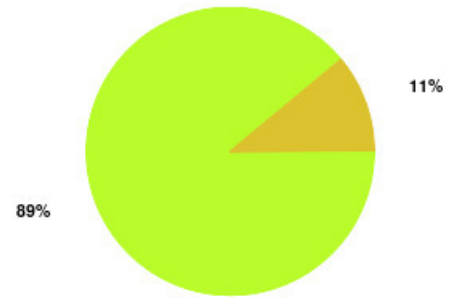
Number of responses: 0

Goole UTC Summary

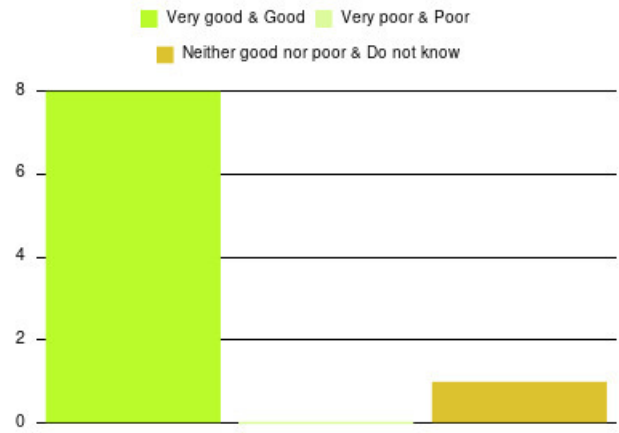
Number of responses: 9

Experience	Amount	Percentage
Very good	8	88.889%
Good	0	0.000%
Neither good nor poor	1	11.111%
Poor	0	0.000%
Very poor	0	0.000%
Do not know	0	0.000%

Very good Good Neither good nor poor Poor
Very poor Do not know



Experience	Amount	Percentage
Very good & Good	8	88.889%
Very poor & Poor	0	0.000%
Neither good nor poor & Do not know	1	11.111%

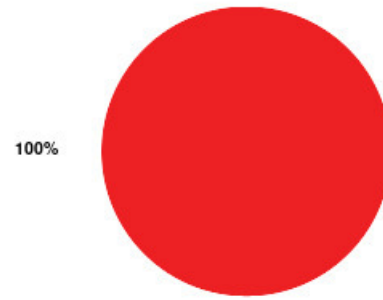


GP - East Park Surgery Summary

Number of responses: 1

Experience	Amount	Percentage
Very good	0	0.000%
Good	0	0.000%
Neither good nor poor	0	0.000%
Poor	0	0.000%
Very poor	1	100.000%
Do not know	0	0.000%

Very good Good Neither good nor poor Poor
Very poor Do not know



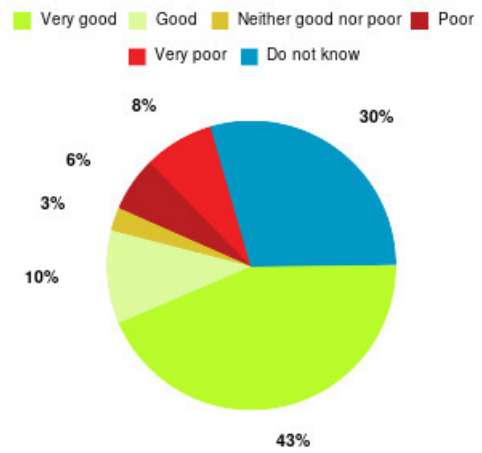
Experience	Amount	Percentage
Very good & Good	0	0.000%
Very poor & Poor	1	100.000%
Neither good nor poor & Do not know	0	0.000%



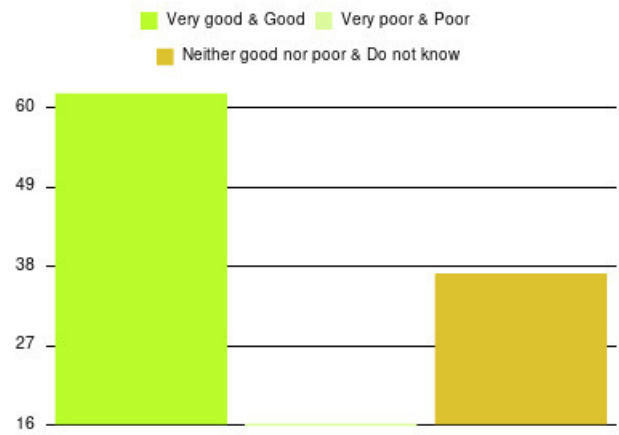
GP – Riverside Practice Summary

Number of responses: 115

Experience	Amount	Percentage
Very good	50	43.478%
Good	12	10.435%
Neither good nor poor	3	2.609%
Poor	7	6.087%
Very poor	9	7.826%
Do not know	34	29.565%



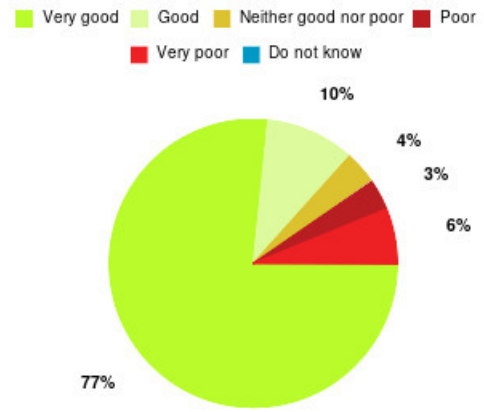
Experience	Amount	Percentage
Very good & Good	62	53.913%
Very poor & Poor	16	13.913%
Neither good nor poor & Do not know	37	32.174%



GP – The Quays Summary

Number of responses: 320

Experience	Amount	Percentage
Very good	245	76.563%
Good	32	10.000%
Neither good nor poor	12	3.750%
Poor	11	3.438%
Very poor	20	6.250%
Do not know	0	0.000%



Experience	Amount	Percentage
Very good & Good	277	86.563%
Very poor & Poor	31	9.688%
Neither good nor poor & Do not know	12	3.750%

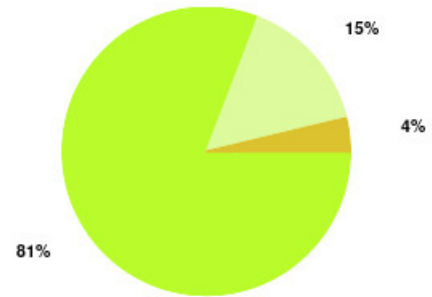


Health & Lifestyle Practitioners (Primary Care) Hull Summary

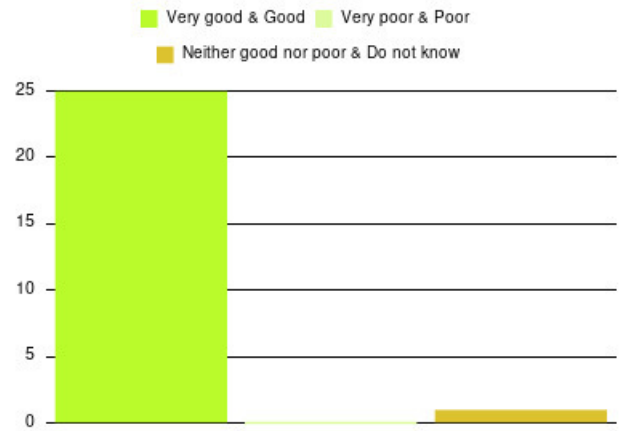
Number of responses: 26

Experience	Amount	Percentage
Very good	21	80.769%
Good	4	15.385%
Neither good nor poor	1	3.846%
Poor	0	0.000%
Very poor	0	0.000%
Do not know	0	0.000%

Very good Good Neither good nor poor Poor
Very poor Do not know



Experience	Amount	Percentage
Very good & Good	25	96.154%
Very poor & Poor	0	0.000%
Neither good nor poor & Do not know	1	3.846%



Health and Lifestyle Practitioner (Beverley) Summary

Number of responses: 1

Experience	Amount	Percentage
Very good	1	100.000%
Good	0	0.000%
Neither good nor poor	0	0.000%
Poor	0	0.000%
Very poor	0	0.000%
Do not know	0	0.000%

Very good Good Neither good nor poor Poor
Very poor Do not know



Experience	Amount	Percentage
Very good & Good	1	100.000%
Very poor & Poor	0	0.000%
Neither good nor poor & Do not know	0	0.000%



Health Checks (SH) Summary


Number of responses: 0

Health Trainers (inc Social Prescribing) SH Summary

Number of responses: 48

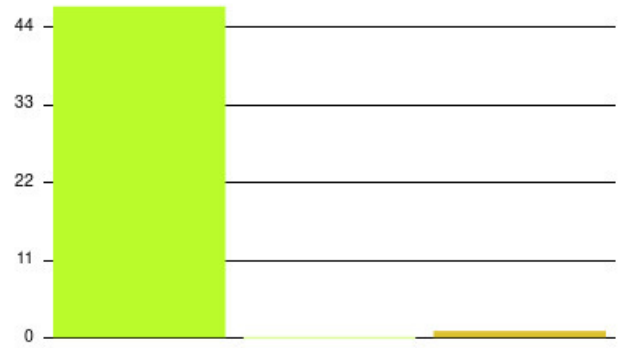
Experience	Amount	Percentage
Very good	46	95.833%
Good	1	2.083%
Neither good nor poor	1	2.083%
Poor	0	0.000%
Very poor	0	0.000%
Do not know	0	0.000%

■ Very good
 ■ Good
 ■ Neither good nor poor
 ■ Poor
 ■ Very poor
 ■ Do not know



Experience	Amount	Percentage
Very good & Good	47	97.917%
Very poor & Poor	0	0.000%
Neither good nor poor & Do not know	1	2.083%

■ Very good & Good
 ■ Very poor & Poor
 ■ Neither good nor poor & Do not know



Healthy St Helens Summary

Number of responses: 0

HERCH20 Summary

Number of responses: 0

Highfield Resource Centre Summary

Number of responses: 0

Holderness ICC Summary

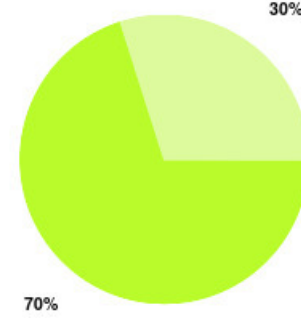
Number of responses: 0

Holy Name Summary

Number of responses: 20

Experience	Amount	Percentage
Very good	14	70.000%
Good	6	30.000%
Neither good nor poor	0	0.000%
Poor	0	0.000%
Very poor	0	0.000%
Do not know	0	0.000%

Very good Good Neither good nor poor Poor
Very poor Do not know



Experience	Amount	Percentage
Very good & Good	20	100.000%
Very poor & Poor	0	0.000%
Neither good nor poor & Do not know	0	0.000%



Home Oxygen Service (East Riding) Summary

Number of responses: 1

Experience	Amount	Percentage
Very good	1	100.000%
Good	0	0.000%
Neither good nor poor	0	0.000%
Poor	0	0.000%
Very poor	0	0.000%
Do not know	0	0.000%

Very good Good Neither good nor poor Poor
Very poor Do not know



Experience	Amount	Percentage
Very good & Good	1	100.000%
Very poor & Poor	0	0.000%
Neither good nor poor & Do not know	0	0.000%



Home Oxygen Service (Hull) Summary

Number of responses: 1

Experience	Amount	Percentage
Very good	1	100.000%
Good	0	0.000%
Neither good nor poor	0	0.000%
Poor	0	0.000%
Very poor	0	0.000%
Do not know	0	0.000%

Very good Good Neither good nor poor Poor
Very poor Do not know



Experience	Amount	Percentage
Very good & Good	1	100.000%
Very poor & Poor	0	0.000%
Neither good nor poor & Do not know	0	0.000%

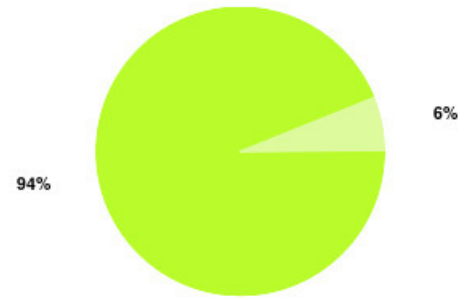


HRI UTC Summary

Number of responses: 81

Experience	Amount	Percentage
Very good	76	93.827%
Good	5	6.173%
Neither good nor poor	0	0.000%
Poor	0	0.000%
Very poor	0	0.000%
Do not know	0	0.000%

Very good Good Neither good nor poor Poor
Very poor Do not know



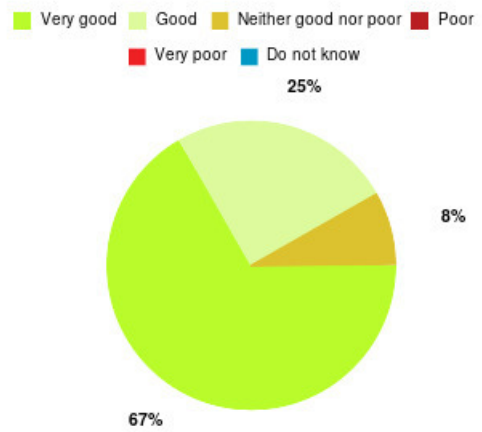
Experience	Amount	Percentage
Very good & Good	81	100.000%
Very poor & Poor	0	0.000%
Neither good nor poor & Do not know	0	0.000%



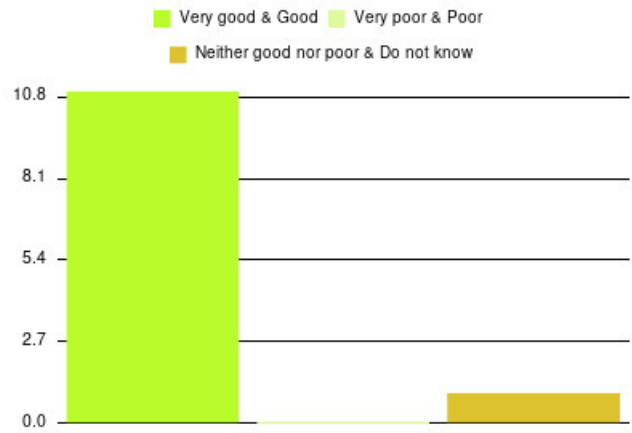
Hull and East Riding Accelerated Lower Limb (HEAL) Pathway Summary

Number of responses: 12

Experience	Amount	Percentage
Very good	8	66.667%
Good	3	25.000%
Neither good nor poor	1	8.333%
Poor	0	0.000%
Very poor	0	0.000%
Do not know	0	0.000%



Experience	Amount	Percentage
Very good & Good	11	91.667%
Very poor & Poor	0	0.000%
Neither good nor poor & Do not know	1	8.333%



Hull Complex Wounds Summary

Number of responses: 0

Hull First Falls Summary

Number of responses: 12

Experience	Amount	Percentage
Very good	12	100.000%
Good	0	0.000%
Neither good nor poor	0	0.000%
Poor	0	0.000%
Very poor	0	0.000%
Do not know	0	0.000%

Very good Good Neither good nor poor Poor
Very poor Do not know



Experience	Amount	Percentage
Very good & Good	12	100.000%
Very poor & Poor	0	0.000%
Neither good nor poor & Do not know	0	0.000%




Hull Fracture Liaison Service Summary

Number of responses: 2

Experience	Amount	Percentage
Very good	1	50.000%
Good	1	50.000%
Neither good nor poor	0	0.000%
Poor	0	0.000%
Very poor	0	0.000%
Do not know	0	0.000%

■ Very good
 ■ Good
 ■ Neither good nor poor
 ■ Poor
 ■ Very poor
 ■ Do not know



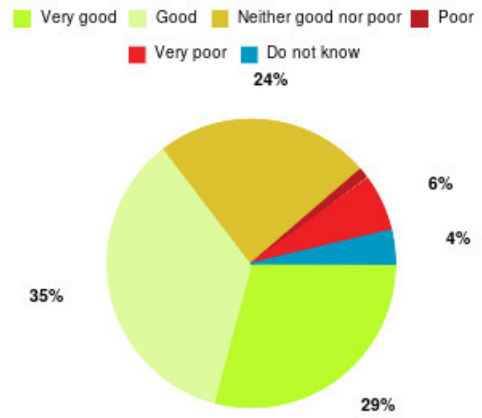
Experience	Amount	Percentage
Very good & Good	2	100.000%
Very poor & Poor	0	0.000%
Neither good nor poor & Do not know	0	0.000%



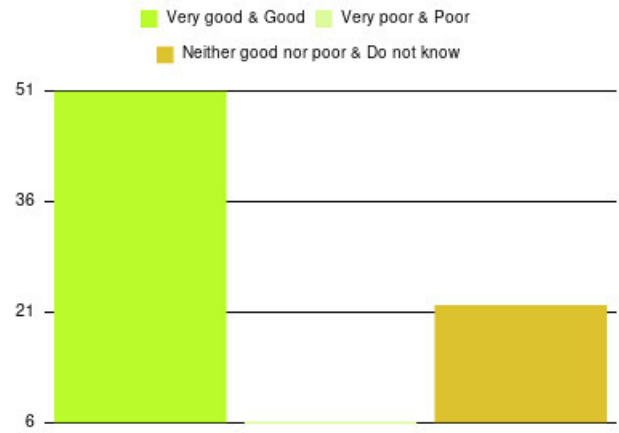
Hull Urgent Care Summary

Number of responses: 79

Experience	Amount	Percentage
Very good	23	29.114%
Good	28	35.443%
Neither good nor poor	19	24.051%
Poor	1	1.266%
Very poor	5	6.329%
Do not know	3	3.797%



Experience	Amount	Percentage
Very good & Good	51	64.557%
Very poor & Poor	6	7.595%
Neither good nor poor & Do not know	22	27.848%



Infant Feeding Service (SH) Summary

Number of responses: 10

Experience	Amount	Percentage
Very good	10	100.000%
Good	0	0.000%
Neither good nor poor	0	0.000%
Poor	0	0.000%
Very poor	0	0.000%
Do not know	0	0.000%

Very good Good Neither good nor poor Poor
Very poor Do not know



Experience	Amount	Percentage
Very good & Good	10	100.000%
Very poor & Poor	0	0.000%
Neither good nor poor & Do not know	0	0.000%

Very good & Good Very poor & Poor
Neither good nor poor & Do not know



Intermediate Care Summary

Number of responses: 1

Experience	Amount	Percentage
Very good	1	100.000%
Good	0	0.000%
Neither good nor poor	0	0.000%
Poor	0	0.000%
Very poor	0	0.000%
Do not know	0	0.000%

Very good Good Neither good nor poor Poor
Very poor Do not know



Experience	Amount	Percentage
Very good & Good	1	100.000%
Very poor & Poor	0	0.000%
Neither good nor poor & Do not know	0	0.000%



Intermediate Care (ER) Summary

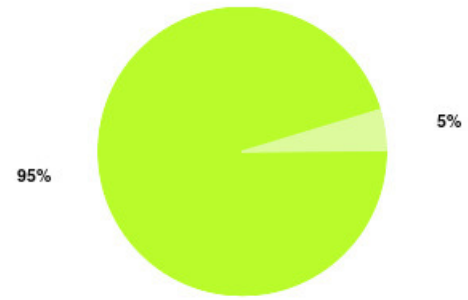
Number of responses: 0

Jean Bishop ICC Summary

Number of responses: 42

Experience	Amount	Percentage
Very good	40	95.238%
Good	2	4.762%
Neither good nor poor	0	0.000%
Poor	0	0.000%
Very poor	0	0.000%
Do not know	0	0.000%

Very good Good Neither good nor poor Poor
Very poor Do not know



Experience	Amount	Percentage
Very good & Good	42	100.000%
Very poor & Poor	0	0.000%
Neither good nor poor & Do not know	0	0.000%

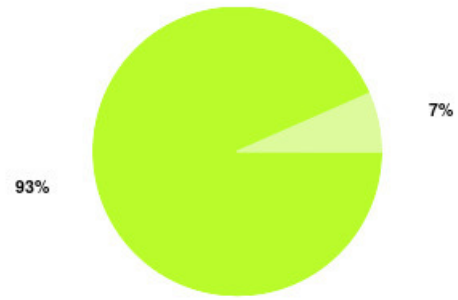


Let's Talk (Hull) Summary

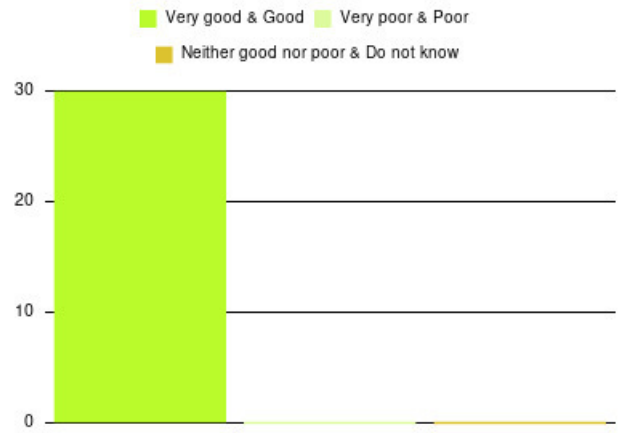
Number of responses: 30

Experience	Amount	Percentage
Very good	28	93.333%
Good	2	6.667%
Neither good nor poor	0	0.000%
Poor	0	0.000%
Very poor	0	0.000%
Do not know	0	0.000%

Very good Good Neither good nor poor Poor
Very poor Do not know



Experience	Amount	Percentage
Very good & Good	30	100.000%
Very poor & Poor	0	0.000%
Neither good nor poor & Do not know	0	0.000%



Let's Talk - Cruse Summary

Number of responses: 0

Let's Talk - Employment Advisors Summary

Number of responses: 8

Experience	Amount	Percentage
Very good	8	100.000%
Good	0	0.000%
Neither good nor poor	0	0.000%
Poor	0	0.000%
Very poor	0	0.000%
Do not know	0	0.000%

Very good Good Neither good nor poor Poor
Very poor Do not know



Experience	Amount	Percentage
Very good & Good	8	100.000%
Very poor & Poor	0	0.000%
Neither good nor poor & Do not know	0	0.000%

Very good & Good Very poor & Poor
Neither good nor poor & Do not know

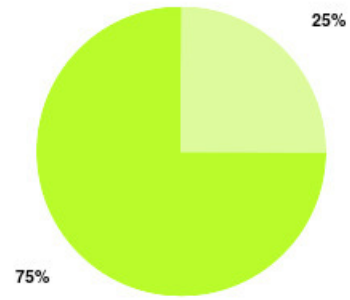


Let's Talk - Focus Counselling Summary

Number of responses: 24

Experience	Amount	Percentage
Very good	18	75.000%
Good	6	25.000%
Neither good nor poor	0	0.000%
Poor	0	0.000%
Very poor	0	0.000%
Do not know	0	0.000%

Very good Good Neither good nor poor Poor
Very poor Do not know



Experience	Amount	Percentage
Very good & Good	24	100.000%
Very poor & Poor	0	0.000%
Neither good nor poor & Do not know	0	0.000%

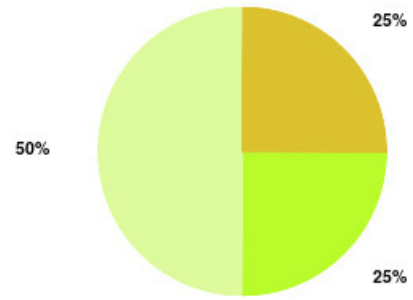


Let's Talk - Good Day Therapy Summary

Number of responses: 4

Experience	Amount	Percentage
Very good	1	25.000%
Good	2	50.000%
Neither good nor poor	1	25.000%
Poor	0	0.000%
Very poor	0	0.000%
Do not know	0	0.000%

Very good Good Neither good nor poor Poor
Very poor Do not know



Experience	Amount	Percentage
Very good & Good	3	75.000%
Very poor & Poor	0	0.000%
Neither good nor poor & Do not know	1	25.000%



Let's Talk - HEY Mind Summary

Number of responses: 0

Let's Talk - House of Light Summary

Number of responses: 6

Experience	Amount	Percentage
Very good	6	100.000%
Good	0	0.000%
Neither good nor poor	0	0.000%
Poor	0	0.000%
Very poor	0	0.000%
Do not know	0	0.000%

Very good Good Neither good nor poor Poor
Very poor Do not know



Experience	Amount	Percentage
Very good & Good	6	100.000%
Very poor & Poor	0	0.000%
Neither good nor poor & Do not know	0	0.000%



Let's Talk - Joan Pickard Ltd Summary

Number of responses: 0

Let's Talk - Relate Summary

Number of responses: 0

Let's Talk - S2BH Summary

Number of responses: 2

Experience	Amount	Percentage
Very good	2	100.000%
Good	0	0.000%
Neither good nor poor	0	0.000%
Poor	0	0.000%
Very poor	0	0.000%
Do not know	0	0.000%

Very good Good Neither good nor poor Poor
Very poor Do not know



Experience	Amount	Percentage
Very good & Good	2	100.000%
Very poor & Poor	0	0.000%
Neither good nor poor & Do not know	0	0.000%



Let's Talk - Temenos Summary

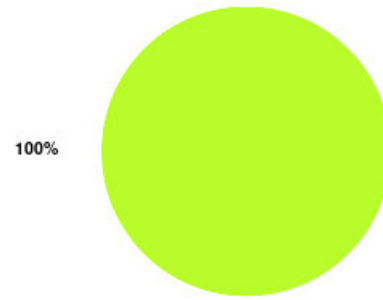
Number of responses: 0

Lifestyle Referral (SH) Summary

Number of responses: 2

Experience	Amount	Percentage
Very good	2	100.000%
Good	0	0.000%
Neither good nor poor	0	0.000%
Poor	0	0.000%
Very poor	0	0.000%
Do not know	0	0.000%

Very good Good Neither good nor poor Poor
Very poor Do not know



Experience	Amount	Percentage
Very good & Good	2	100.000%
Very poor & Poor	0	0.000%
Neither good nor poor & Do not know	0	0.000%



Liverpool Stop Smoking Service Summary

Number of responses: 1

Experience	Amount	Percentage
Very good	1	100.000%
Good	0	0.000%
Neither good nor poor	0	0.000%
Poor	0	0.000%
Very poor	0	0.000%
Do not know	0	0.000%

Very good Good Neither good nor poor Poor
Very poor Do not know



Experience	Amount	Percentage
Very good & Good	1	100.000%
Very poor & Poor	0	0.000%
Neither good nor poor & Do not know	0	0.000%



Local Outbreak Team Summary

Number of responses: 0

Looked After Children Summary

Number of responses: 3

Experience	Amount	Percentage
Very good	3	100.000%
Good	0	0.000%
Neither good nor poor	0	0.000%
Poor	0	0.000%
Very poor	0	0.000%
Do not know	0	0.000%

Very good Good Neither good nor poor Poor
Very poor Do not know



Experience	Amount	Percentage
Very good & Good	3	100.000%
Very poor & Poor	0	0.000%
Neither good nor poor & Do not know	0	0.000%

Very good & Good Very poor & Poor
Neither good nor poor & Do not know



Lymphoedema Summary

Number of responses: 0

Lymphoedema (East Riding) Summary

Number of responses: 0

ME/CFS Summary

Number of responses: 2

Experience	Amount	Percentage
Very good	2	100.000%
Good	0	0.000%
Neither good nor poor	0	0.000%
Poor	0	0.000%
Very poor	0	0.000%
Do not know	0	0.000%

Very good Good Neither good nor poor Poor
Very poor Do not know



Experience	Amount	Percentage
Very good & Good	2	100.000%
Very poor & Poor	0	0.000%
Neither good nor poor & Do not know	0	0.000%



Medicines Management - Care Home Service Summary

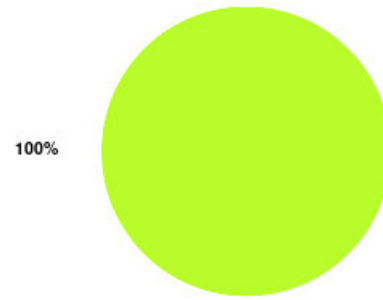
Number of responses: 0

Mental Health Team (SH) Summary

Number of responses: 2

Experience	Amount	Percentage
Very good	2	100.000%
Good	0	0.000%
Neither good nor poor	0	0.000%
Poor	0	0.000%
Very poor	0	0.000%
Do not know	0	0.000%

Very good Good Neither good nor poor Poor
Very poor Do not know



Experience	Amount	Percentage
Very good & Good	2	100.000%
Very poor & Poor	0	0.000%
Neither good nor poor & Do not know	0	0.000%



MSK Physiotherapy Summary

Number of responses: 1

Experience	Amount	Percentage
Very good	1	100.000%
Good	0	0.000%
Neither good nor poor	0	0.000%
Poor	0	0.000%
Very poor	0	0.000%
Do not know	0	0.000%

Very good Good Neither good nor poor Poor
Very poor Do not know



Experience	Amount	Percentage
Very good & Good	1	100.000%
Very poor & Poor	0	0.000%
Neither good nor poor & Do not know	0	0.000%

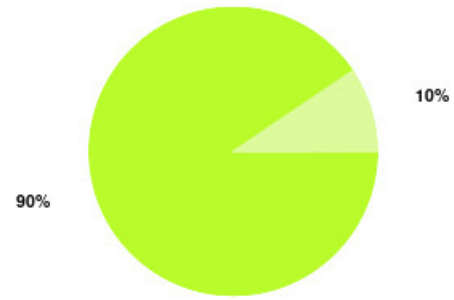


MSK Physiotherapy - Alfred Bean Hospital Summary

Number of responses: 63

Experience	Amount	Percentage
Very good	57	90.476%
Good	6	9.524%
Neither good nor poor	0	0.000%
Poor	0	0.000%
Very poor	0	0.000%
Do not know	0	0.000%

■ Very good
 ■ Good
 ■ Neither good nor poor
 ■ Poor
 ■ Very poor
 ■ Do not know



Experience	Amount	Percentage
Very good & Good	63	100.000%
Very poor & Poor	0	0.000%
Neither good nor poor & Do not know	0	0.000%

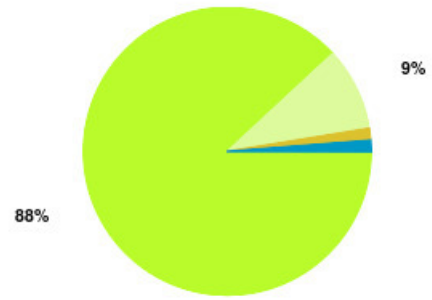


MSK Physiotherapy - Bridlington Hospital Summary

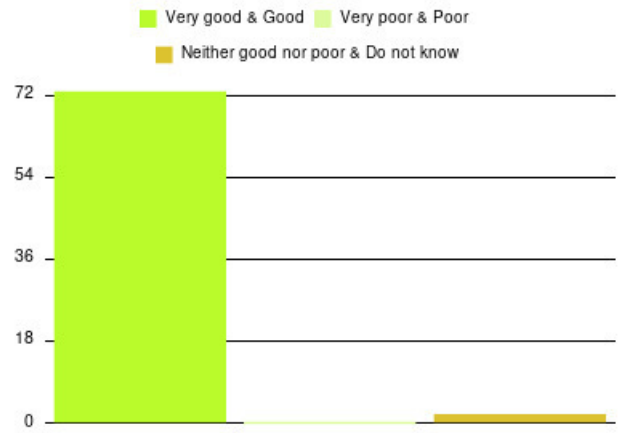
Number of responses: 75

Experience	Amount	Percentage
Very good	66	88.000%
Good	7	9.333%
Neither good nor poor	1	1.333%
Poor	0	0.000%
Very poor	0	0.000%
Do not know	1	1.333%

■ Very good
 ■ Good
 ■ Neither good nor poor
 ■ Poor
 ■ Very poor
 ■ Do not know



Experience	Amount	Percentage
Very good & Good	73	97.333%
Very poor & Poor	0	0.000%
Neither good nor poor & Do not know	2	2.667%

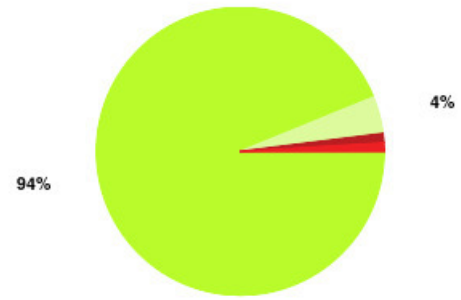


MSK Physiotherapy - East Riding Community Hospital Summary

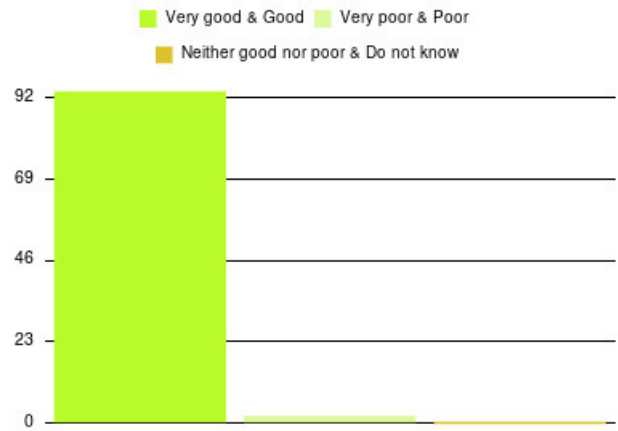
Number of responses: 96

Experience	Amount	Percentage
Very good	90	93.750%
Good	4	4.167%
Neither good nor poor	0	0.000%
Poor	1	1.042%
Very poor	1	1.042%
Do not know	0	0.000%

■ Very good
 ■ Good
 ■ Neither good nor poor
 ■ Poor
■ Very poor
 ■ Do not know



Experience	Amount	Percentage
Very good & Good	94	97.917%
Very poor & Poor	2	2.083%
Neither good nor poor & Do not know	0	0.000%

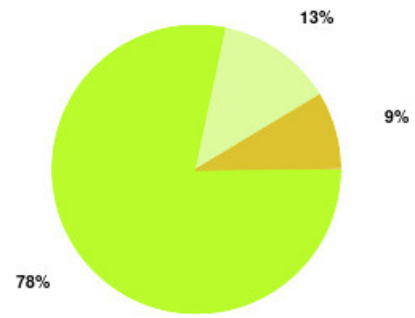


MSK Physiotherapy - Goole & District Hospital Summary

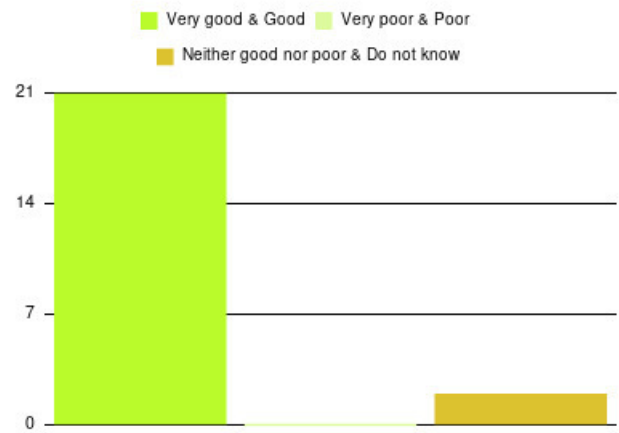
Number of responses: 23

Experience	Amount	Percentage
Very good	18	78.261%
Good	3	13.043%
Neither good nor poor	2	8.696%
Poor	0	0.000%
Very poor	0	0.000%
Do not know	0	0.000%

■ Very good
 ■ Good
 ■ Neither good nor poor
 ■ Poor
 ■ Very poor
 ■ Do not know



Experience	Amount	Percentage
Very good & Good	21	91.304%
Very poor & Poor	0	0.000%
Neither good nor poor & Do not know	2	8.696%

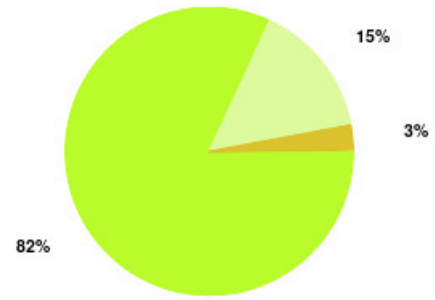


MSK Physiotherapy - Hesse Health Centre Summary

Number of responses: 33

Experience	Amount	Percentage
Very good	27	81.818%
Good	5	15.152%
Neither good nor poor	1	3.030%
Poor	0	0.000%
Very poor	0	0.000%
Do not know	0	0.000%

■ Very good
 ■ Good
 ■ Neither good nor poor
 ■ Poor
 ■ Very poor
 ■ Do not know



Experience	Amount	Percentage
Very good & Good	32	96.970%
Very poor & Poor	0	0.000%
Neither good nor poor & Do not know	1	3.030%

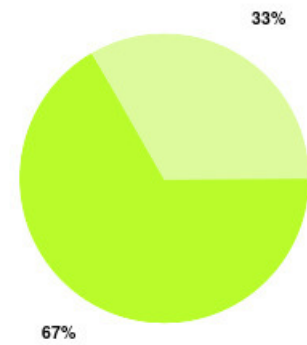


MSK Physiotherapy - Hornsea Cottage Hospital Summary

Number of responses: 3

Experience	Amount	Percentage
Very good	2	66.667%
Good	1	33.333%
Neither good nor poor	0	0.000%
Poor	0	0.000%
Very poor	0	0.000%
Do not know	0	0.000%

■ Very good
 ■ Good
 ■ Neither good nor poor
 ■ Poor
 ■ Very poor
 ■ Do not know



Experience	Amount	Percentage
Very good & Good	3	100.000%
Very poor & Poor	0	0.000%
Neither good nor poor & Do not know	0	0.000%

■ Very good & Good
 ■ Very poor & Poor
 ■ Neither good nor poor & Do not know

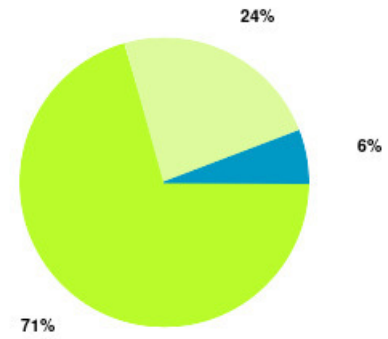


MSK Physiotherapy - Telehealth Summary

Number of responses: 34

Experience	Amount	Percentage
Very good	24	70.588%
Good	8	23.529%
Neither good nor poor	0	0.000%
Poor	0	0.000%
Very poor	0	0.000%
Do not know	2	5.882%

■ Very good
 ■ Good
 ■ Neither good nor poor
 ■ Poor
■ Very poor
 ■ Do not know



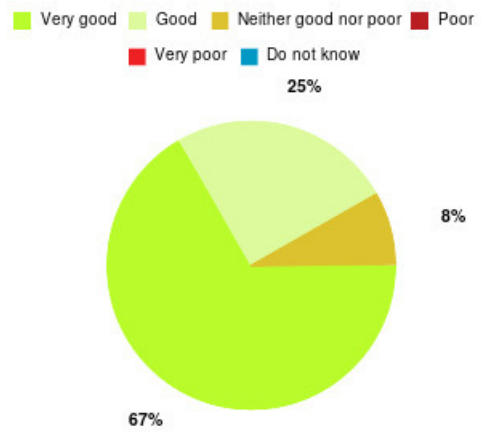
Experience	Amount	Percentage
Very good & Good	32	94.118%
Very poor & Poor	0	0.000%
Neither good nor poor & Do not know	2	5.882%



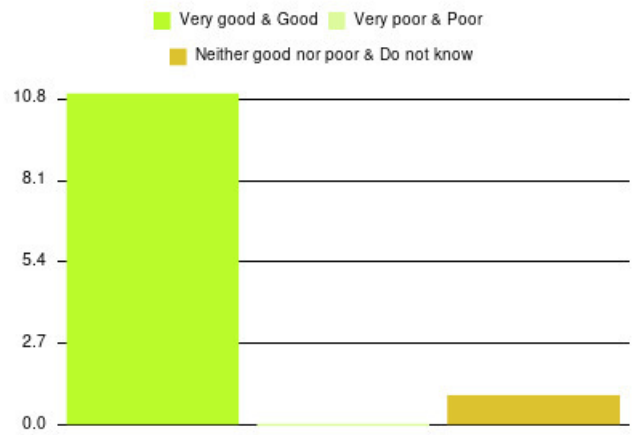
MSK Physiotherapy - Withernsea Hospital Summary

Number of responses: 12

Experience	Amount	Percentage
Very good	8	66.667%
Good	3	25.000%
Neither good nor poor	1	8.333%
Poor	0	0.000%
Very poor	0	0.000%
Do not know	0	0.000%



Experience	Amount	Percentage
Very good & Good	11	91.667%
Very poor & Poor	0	0.000%
Neither good nor poor & Do not know	1	8.333%



Night Care Service (EOL) Summary

Number of responses: 0

OccWellbeing Summary

Number of responses: 0

Oral Health (SH) Summary

Number of responses: 0

Oral Health Promotion Team Summary

Number of responses: 3

Experience	Amount	Percentage
Very good	3	100.000%
Good	0	0.000%
Neither good nor poor	0	0.000%
Poor	0	0.000%
Very poor	0	0.000%
Do not know	0	0.000%

Very good Good Neither good nor poor Poor
Very poor Do not know



Experience	Amount	Percentage
Very good & Good	3	100.000%
Very poor & Poor	0	0.000%
Neither good nor poor & Do not know	0	0.000%



Out of Hours Nursing (East Riding) Summary

Number of responses: 0

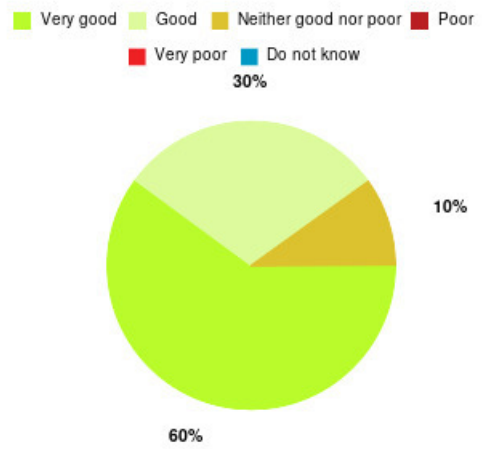
Out of Hours Nursing (EOL) Summary

Number of responses: 0

Pain Management - ER & VoY Summary

Number of responses: 10

Experience	Amount	Percentage
Very good	6	60.000%
Good	3	30.000%
Neither good nor poor	1	10.000%
Poor	0	0.000%
Very poor	0	0.000%
Do not know	0	0.000%



Experience	Amount	Percentage
Very good & Good	9	90.000%
Very poor & Poor	0	0.000%
Neither good nor poor & Do not know	1	10.000%

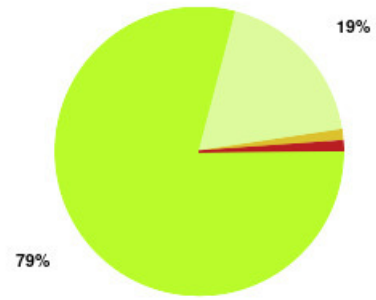


Pain Management - Hull Summary

Number of responses: 81

Experience	Amount	Percentage
Very good	64	79.012%
Good	15	18.519%
Neither good nor poor	1	1.235%
Poor	1	1.235%
Very poor	0	0.000%
Do not know	0	0.000%

■ Very good
 ■ Good
 ■ Neither good nor poor
 ■ Poor
 ■ Very poor
 ■ Do not know



Experience	Amount	Percentage
Very good & Good	79	97.531%
Very poor & Poor	1	1.235%
Neither good nor poor & Do not know	1	1.235%



Parkinson's Hub (ICC) Summary

Number of responses: 3

Experience	Amount	Percentage
Very good	3	100.000%
Good	0	0.000%
Neither good nor poor	0	0.000%
Poor	0	0.000%
Very poor	0	0.000%
Do not know	0	0.000%

Very good Good Neither good nor poor Poor
Very poor Do not know



Experience	Amount	Percentage
Very good & Good	3	100.000%
Very poor & Poor	0	0.000%
Neither good nor poor & Do not know	0	0.000%

Very good & Good Very poor & Poor
Neither good nor poor & Do not know



PAUL for Brain recovery Summary

Number of responses: 0

Pharmacies Summary

Number of responses: 0

Phlebotomy - Withernsea Hospital Summary

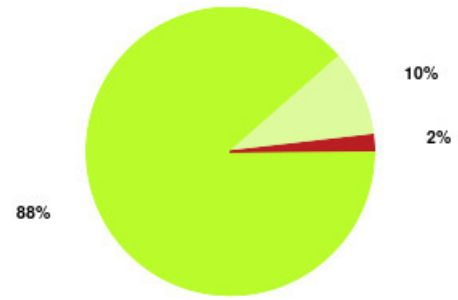
Number of responses: 0

Podiatry (ER - Beverley) Summary

Number of responses: 52

Experience	Amount	Percentage
Very good	46	88.462%
Good	5	9.615%
Neither good nor poor	0	0.000%
Poor	1	1.923%
Very poor	0	0.000%
Do not know	0	0.000%

■ Very good
 ■ Good
 ■ Neither good nor poor
 ■ Poor
 ■ Very poor
 ■ Do not know



Experience	Amount	Percentage
Very good & Good	51	98.077%
Very poor & Poor	1	1.923%
Neither good nor poor & Do not know	0	0.000%

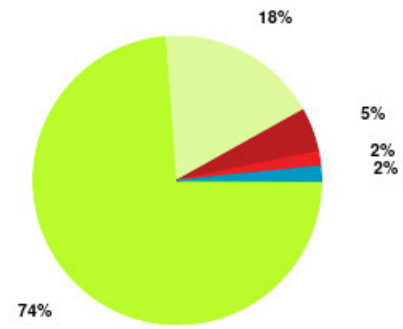


Podiatry (ER - Bridlington) Summary

Number of responses: 61

Experience	Amount	Percentage
Very good	45	73.770%
Good	11	18.033%
Neither good nor poor	0	0.000%
Poor	3	4.918%
Very poor	1	1.639%
Do not know	1	1.639%

■ Very good
 ■ Good
 ■ Neither good nor poor
 ■ Poor
 ■ Very poor
 ■ Do not know



Experience	Amount	Percentage
Very good & Good	56	91.803%
Very poor & Poor	4	6.557%
Neither good nor poor & Do not know	1	1.639%

■ Very good & Good
 ■ Very poor & Poor
 ■ Neither good nor poor & Do not know

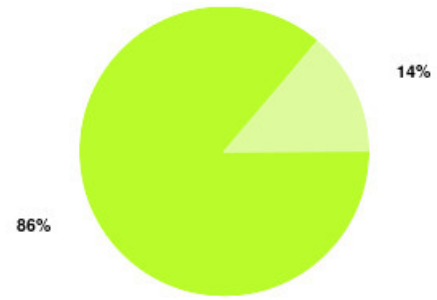


Podiatry (ER - Driffield) Summary

Number of responses: 36

Experience	Amount	Percentage
Very good	31	86.111%
Good	5	13.889%
Neither good nor poor	0	0.000%
Poor	0	0.000%
Very poor	0	0.000%
Do not know	0	0.000%

Very good Good Neither good nor poor Poor
Very poor Do not know



Experience	Amount	Percentage
Very good & Good	36	100.000%
Very poor & Poor	0	0.000%
Neither good nor poor & Do not know	0	0.000%

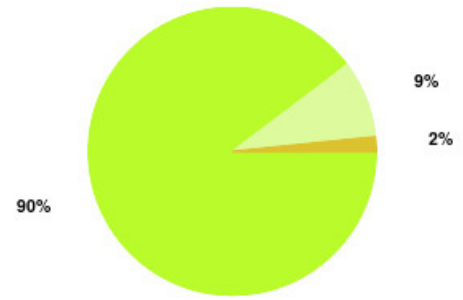


Podiatry (ER - Goole) Summary

Number of responses: 58

Experience	Amount	Percentage
Very good	52	89.655%
Good	5	8.621%
Neither good nor poor	1	1.724%
Poor	0	0.000%
Very poor	0	0.000%
Do not know	0	0.000%

Very good Good Neither good nor poor Poor
Very poor Do not know



Experience	Amount	Percentage
Very good & Good	57	98.276%
Very poor & Poor	0	0.000%
Neither good nor poor & Do not know	1	1.724%



Podiatry (ER - Hedon/Rosedale) Summary

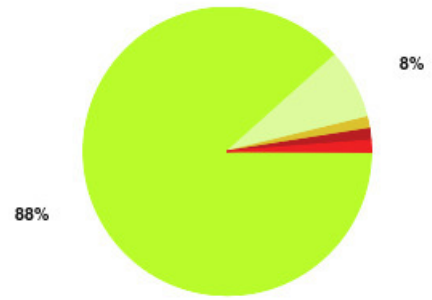
Number of responses: 0

Podiatry (ER - Hesse) Summary

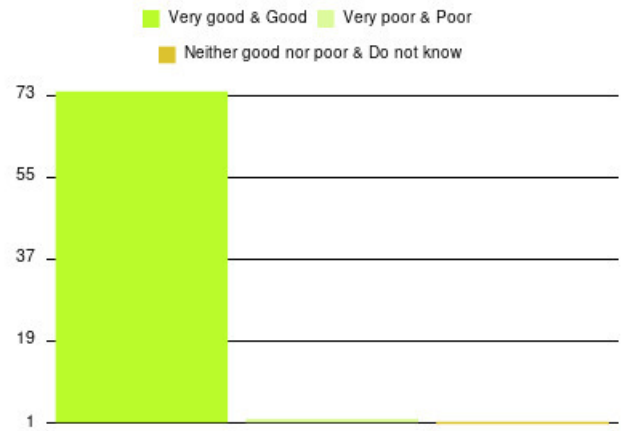
Number of responses: 77

Experience	Amount	Percentage
Very good	68	88.312%
Good	6	7.792%
Neither good nor poor	1	1.299%
Poor	1	1.299%
Very poor	1	1.299%
Do not know	0	0.000%

■ Very good
 ■ Good
 ■ Neither good nor poor
 ■ Poor
 ■ Very poor
 ■ Do not know



Experience	Amount	Percentage
Very good & Good	74	96.104%
Very poor & Poor	2	2.597%
Neither good nor poor & Do not know	1	1.299%

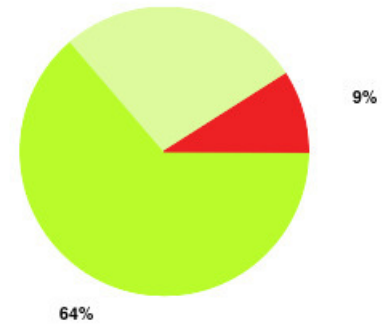


Podiatry (ER - Home visits) Summary

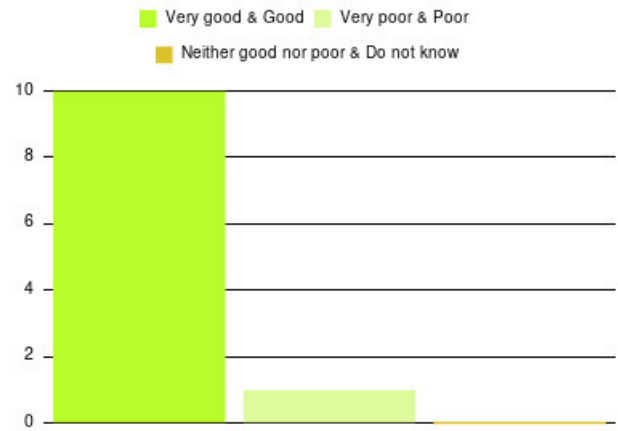
Number of responses: 11

Experience	Amount	Percentage
Very good	7	63.636%
Good	3	27.273%
Neither good nor poor	0	0.000%
Poor	0	0.000%
Very poor	1	9.091%
Do not know	0	0.000%

■ Very good
 ■ Good
 ■ Neither good nor poor
 ■ Poor
■ Very poor
 ■ Do not know



Experience	Amount	Percentage
Very good & Good	10	90.909%
Very poor & Poor	1	9.091%
Neither good nor poor & Do not know	0	0.000%

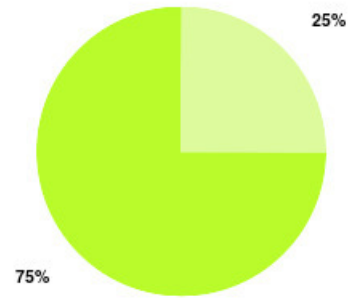


Podiatry (ER - Hornsea) Summary

Number of responses: 8

Experience	Amount	Percentage
Very good	6	75.000%
Good	2	25.000%
Neither good nor poor	0	0.000%
Poor	0	0.000%
Very poor	0	0.000%
Do not know	0	0.000%

Very good Good Neither good nor poor Poor
Very poor Do not know



Experience	Amount	Percentage
Very good & Good	8	100.000%
Very poor & Poor	0	0.000%
Neither good nor poor & Do not know	0	0.000%

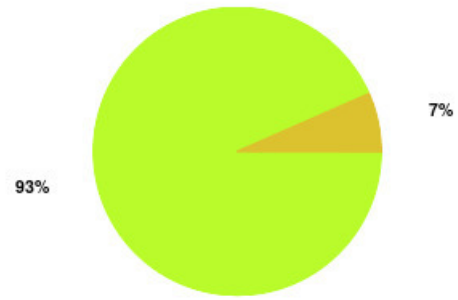


Podiatry (ER - Market Weighton) Summary

Number of responses: 15

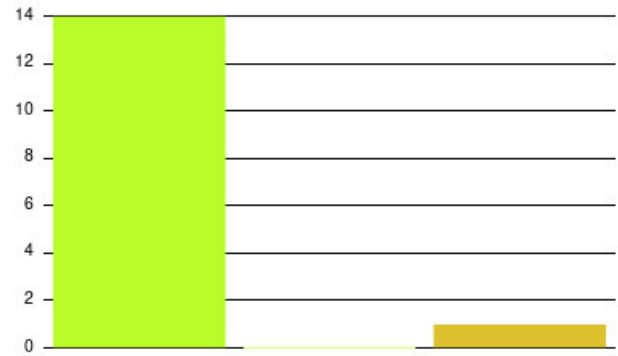
Experience	Amount	Percentage
Very good	14	93.333%
Good	0	0.000%
Neither good nor poor	1	6.667%
Poor	0	0.000%
Very poor	0	0.000%
Do not know	0	0.000%

Very good Good Neither good nor poor Poor
Very poor Do not know



Experience	Amount	Percentage
Very good & Good	14	93.333%
Very poor & Poor	0	0.000%
Neither good nor poor & Do not know	1	6.667%

Very good & Good Very poor & Poor
Neither good nor poor & Do not know



Podiatry (ER - MSK) Summary

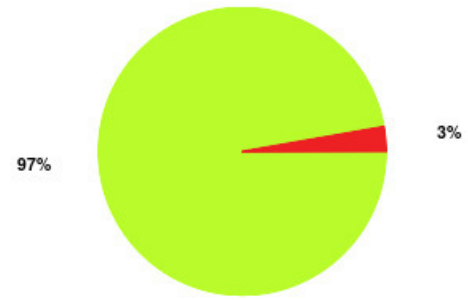
Number of responses: 0

Podiatry (ER - Withernsea) Summary

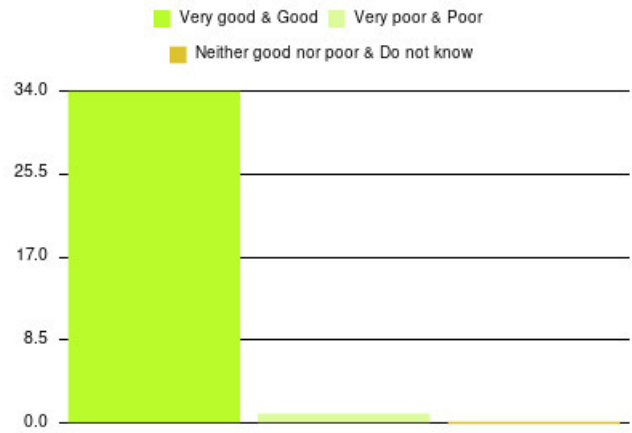
Number of responses: 35

Experience	Amount	Percentage
Very good	34	97.143%
Good	0	0.000%
Neither good nor poor	0	0.000%
Poor	0	0.000%
Very poor	1	2.857%
Do not know	0	0.000%

Very good Good Neither good nor poor Poor
Very poor Do not know



Experience	Amount	Percentage
Very good & Good	34	97.143%
Very poor & Poor	1	2.857%
Neither good nor poor & Do not know	0	0.000%

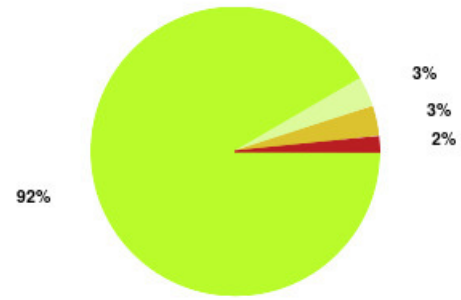


Podiatry (Hull - Allam Diabetes Centre) Summary

Number of responses: 59

Experience	Amount	Percentage
Very good	54	91.525%
Good	2	3.390%
Neither good nor poor	2	3.390%
Poor	1	1.695%
Very poor	0	0.000%
Do not know	0	0.000%

■ Very good
 ■ Good
 ■ Neither good nor poor
 ■ Poor
 ■ Very poor
 ■ Do not know



Experience	Amount	Percentage
Very good & Good	56	94.915%
Very poor & Poor	1	1.695%
Neither good nor poor & Do not know	2	3.390%

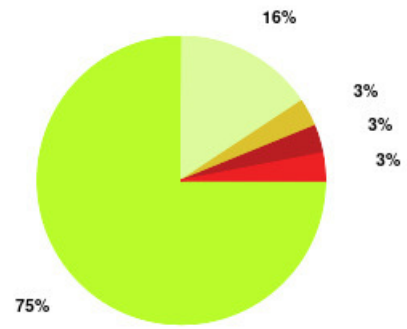


Podiatry (Hull - Bransholme HC) Summary

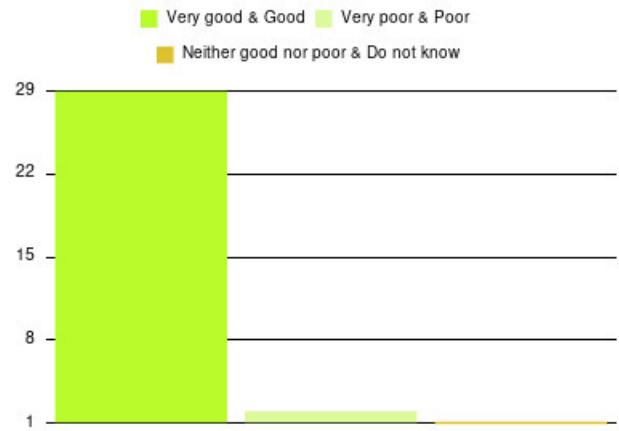
Number of responses: 32

Experience	Amount	Percentage
Very good	24	75.000%
Good	5	15.625%
Neither good nor poor	1	3.125%
Poor	1	3.125%
Very poor	1	3.125%
Do not know	0	0.000%

■ Very good
 ■ Good
 ■ Neither good nor poor
 ■ Poor
■ Very poor
 ■ Do not know



Experience	Amount	Percentage
Very good & Good	29	90.625%
Very poor & Poor	2	6.250%
Neither good nor poor & Do not know	1	3.125%



Podiatry (Hull - Dialysis clinic) Summary

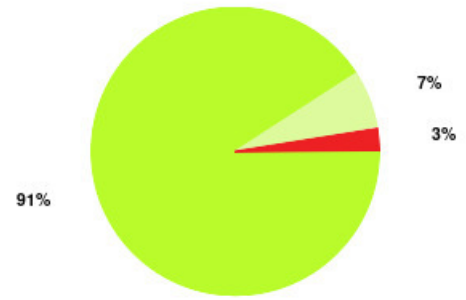
Number of responses: 0

Podiatry (Hull - Elliott Chappell HC) Summary

Number of responses: 76

Experience	Amount	Percentage
Very good	69	90.789%
Good	5	6.579%
Neither good nor poor	0	0.000%
Poor	0	0.000%
Very poor	2	2.632%
Do not know	0	0.000%

■ Very good
 ■ Good
 ■ Neither good nor poor
 ■ Poor
 ■ Very poor
 ■ Do not know



Experience	Amount	Percentage
Very good & Good	74	97.368%
Very poor & Poor	2	2.632%
Neither good nor poor & Do not know	0	0.000%

■ Very good & Good
 ■ Very poor & Poor
 ■ Neither good nor poor & Do not know



Podiatry (Hull - HMP Hull) Summary

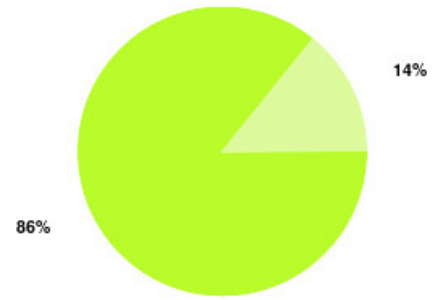
Number of responses: 0

Podiatry (Hull - Home visits) Summary

Number of responses: 14

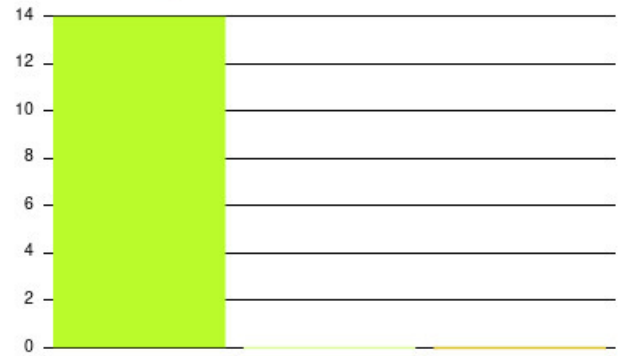
Experience	Amount	Percentage
Very good	12	85.714%
Good	2	14.286%
Neither good nor poor	0	0.000%
Poor	0	0.000%
Very poor	0	0.000%
Do not know	0	0.000%

Very good Good Neither good nor poor Poor
Very poor Do not know



Experience	Amount	Percentage
Very good & Good	14	100.000%
Very poor & Poor	0	0.000%
Neither good nor poor & Do not know	0	0.000%

Very good & Good Very poor & Poor
Neither good nor poor & Do not know

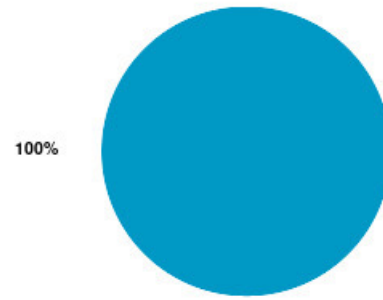


Podiatry (Hull - Homeless Service) Summary

Number of responses: 1

Experience	Amount	Percentage
Very good	0	0.000%
Good	0	0.000%
Neither good nor poor	0	0.000%
Poor	0	0.000%
Very poor	0	0.000%
Do not know	1	100.000%

■ Very good
 ■ Good
 ■ Neither good nor poor
 ■ Poor
 ■ Very poor
 ■ Do not know



Experience	Amount	Percentage
Very good & Good	0	0.000%
Very poor & Poor	0	0.000%
Neither good nor poor & Do not know	1	100.000%

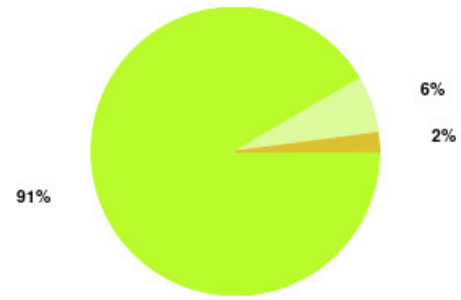


Podiatry (Hull - Longhill HC) Summary

Number of responses: 47

Experience	Amount	Percentage
Very good	43	91.489%
Good	3	6.383%
Neither good nor poor	1	2.128%
Poor	0	0.000%
Very poor	0	0.000%
Do not know	0	0.000%

■ Very good
 ■ Good
 ■ Neither good nor poor
 ■ Poor
 ■ Very poor
 ■ Do not know



Experience	Amount	Percentage
Very good & Good	46	97.872%
Very poor & Poor	0	0.000%
Neither good nor poor & Do not know	1	2.128%

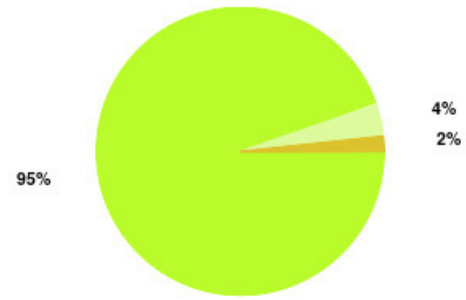


Podiatry (Hull - Morrill St) Summary

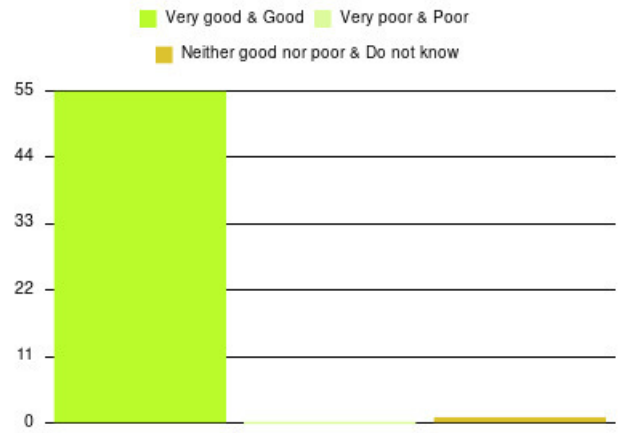
Number of responses: 56

Experience	Amount	Percentage
Very good	53	94.643%
Good	2	3.571%
Neither good nor poor	1	1.786%
Poor	0	0.000%
Very poor	0	0.000%
Do not know	0	0.000%

■ Very good
 ■ Good
 ■ Neither good nor poor
 ■ Poor
 ■ Very poor
 ■ Do not know



Experience	Amount	Percentage
Very good & Good	55	98.214%
Very poor & Poor	0	0.000%
Neither good nor poor & Do not know	1	1.786%



Podiatry (Hull - Nail clinic) Summary

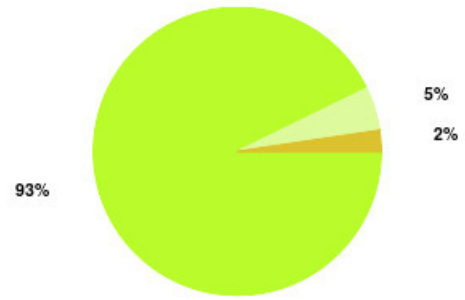
Number of responses: 0

Podiatry (Hull - Newington HC) Summary

Number of responses: 41

Experience	Amount	Percentage
Very good	38	92.683%
Good	2	4.878%
Neither good nor poor	1	2.439%
Poor	0	0.000%
Very poor	0	0.000%
Do not know	0	0.000%

■ Very good
 ■ Good
 ■ Neither good nor poor
 ■ Poor
 ■ Very poor
 ■ Do not know



Experience	Amount	Percentage
Very good & Good	40	97.561%
Very poor & Poor	0	0.000%
Neither good nor poor & Do not know	1	2.439%

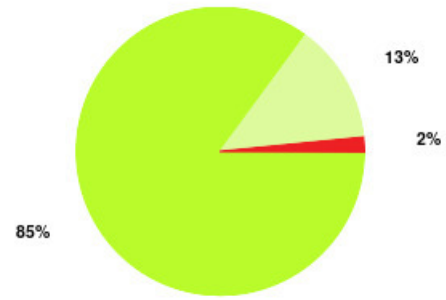


Podiatry (Hull - Orchard Centre) Summary

Number of responses: 60


Experience	Amount	Percentage
Very good	51	85.000%
Good	8	13.333%
Neither good nor poor	0	0.000%
Poor	0	0.000%
Very poor	1	1.667%
Do not know	0	0.000%

■ Very good
 ■ Good
 ■ Neither good nor poor
 ■ Poor
 ■ Very poor
 ■ Do not know



Experience	Amount	Percentage
Very good & Good	59	98.333%
Very poor & Poor	1	1.667%
Neither good nor poor & Do not know	0	0.000%

■ Very good & Good
 ■ Very poor & Poor
 ■ Neither good nor poor & Do not know

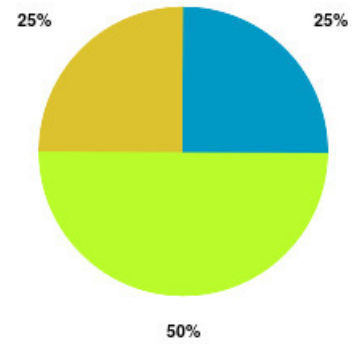


Podiatry (Hull - Rheumatology H.R.I.) Summary

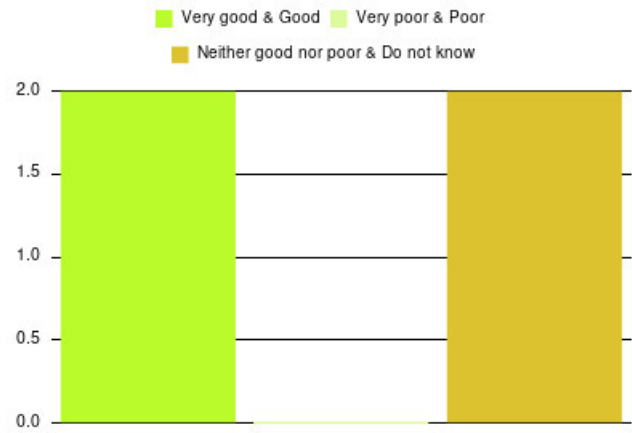
Number of responses: 4

Experience	Amount	Percentage
Very good	2	50.000%
Good	0	0.000%
Neither good nor poor	1	25.000%
Poor	0	0.000%
Very poor	0	0.000%
Do not know	1	25.000%

■ Very good
 ■ Good
 ■ Neither good nor poor
 ■ Poor
 ■ Very poor
 ■ Do not know



Experience	Amount	Percentage
Very good & Good	2	50.000%
Very poor & Poor	0	0.000%
Neither good nor poor & Do not know	2	50.000%



Podiatry (Hull - Terry St) Summary

Number of responses: 0

Podiatry (Hull - The Crossings) Summary

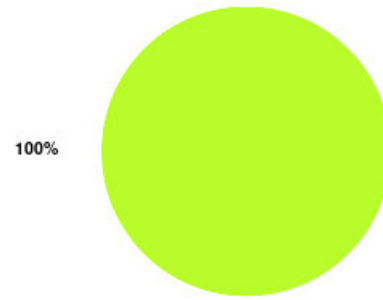
Number of responses: 0

Podiatry (Hull - Ward visits) Summary

Number of responses: 2

Experience	Amount	Percentage
Very good	2	100.000%
Good	0	0.000%
Neither good nor poor	0	0.000%
Poor	0	0.000%
Very poor	0	0.000%
Do not know	0	0.000%

Very good Good Neither good nor poor Poor
Very poor Do not know



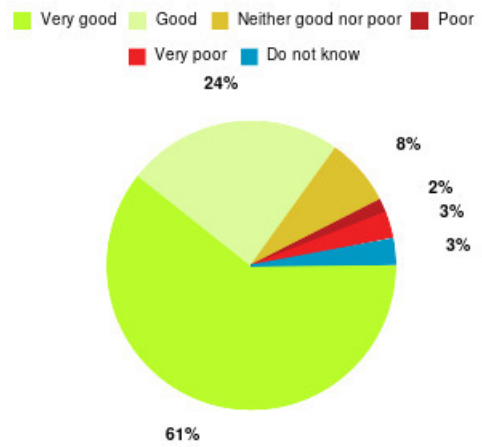
Experience	Amount	Percentage
Very good & Good	2	100.000%
Very poor & Poor	0	0.000%
Neither good nor poor & Do not know	0	0.000%



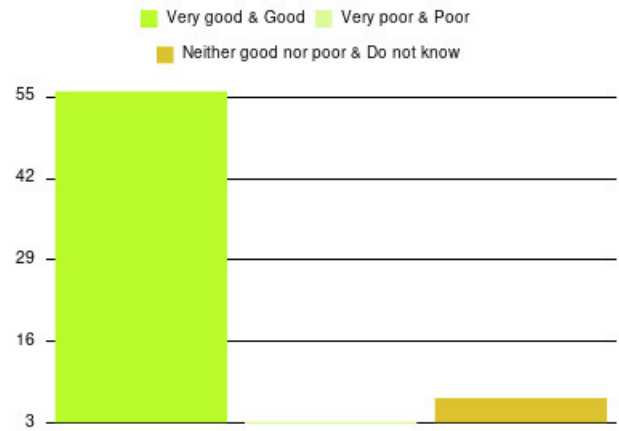
Podiatry (telephone appointment) Summary

Number of responses: 66

Experience	Amount	Percentage
Very good	40	60.606%
Good	16	24.242%
Neither good nor poor	5	7.576%
Poor	1	1.515%
Very poor	2	3.030%
Do not know	2	3.030%



Experience	Amount	Percentage
Very good & Good	56	84.848%
Very poor & Poor	3	4.545%
Neither good nor poor & Do not know	7	10.606%



Primary Care - Mental Health Coordinator Summary

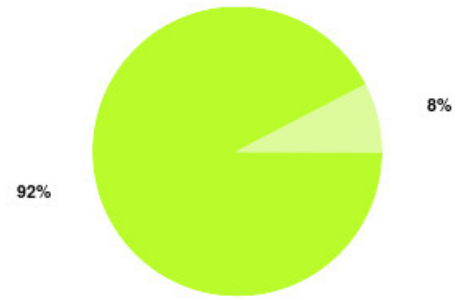
Number of responses: 0

Pulmonary Rehab (ER) Summary

Number of responses: 13

Experience	Amount	Percentage
Very good	12	92.308%
Good	1	7.692%
Neither good nor poor	0	0.000%
Poor	0	0.000%
Very poor	0	0.000%
Do not know	0	0.000%

■ Very good
 ■ Good
 ■ Neither good nor poor
 ■ Poor
 ■ Very poor
 ■ Do not know



Experience	Amount	Percentage
Very good & Good	13	100.000%
Very poor & Poor	0	0.000%
Neither good nor poor & Do not know	0	0.000%



Pulmonary Rehab (Hull) Summary

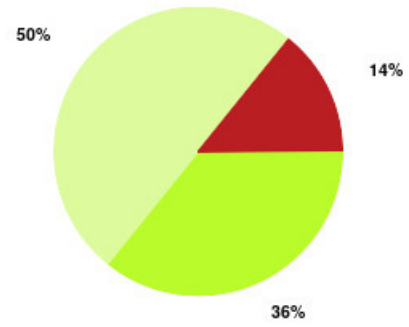
Number of responses: 0

Rossmore Summary

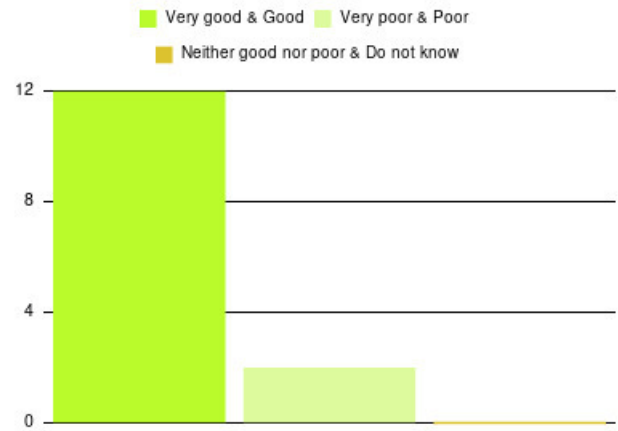
Number of responses: 14

Experience	Amount	Percentage
Very good	5	35.714%
Good	7	50.000%
Neither good nor poor	0	0.000%
Poor	2	14.286%
Very poor	0	0.000%
Do not know	0	0.000%

Very good Good Neither good nor poor Poor
Very poor Do not know



Experience	Amount	Percentage
Very good & Good	12	85.714%
Very poor & Poor	2	14.286%
Neither good nor poor & Do not know	0	0.000%



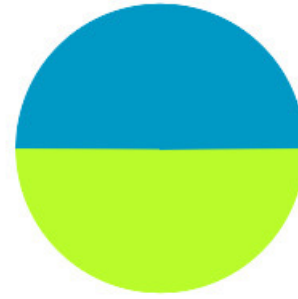
School Health + Summary

Number of responses: 2

Experience	Amount	Percentage
Very good	1	50.000%
Good	0	0.000%
Neither good nor poor	0	0.000%
Poor	0	0.000%
Very poor	0	0.000%
Do not know	1	50.000%

Experience	Amount	Percentage
Very good & Good	1	50.000%
Very poor & Poor	0	0.000%
Neither good nor poor & Do not know	1	50.000%

Very good Good Neither good nor poor Poor
Very poor Do not know
50%



Sexual Health - Erectile Dysfunction (East Riding) Summary

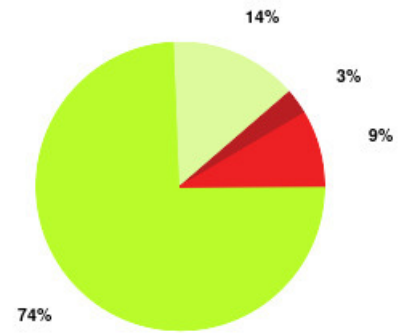
Number of responses: 0

Sexual Health - Erectile Dysfunction (Hull) Summary

Number of responses: 35

Experience	Amount	Percentage
Very good	26	74.286%
Good	5	14.286%
Neither good nor poor	0	0.000%
Poor	1	2.857%
Very poor	3	8.571%
Do not know	0	0.000%

■ Very good
 ■ Good
 ■ Neither good nor poor
 ■ Poor
 ■ Very poor
 ■ Do not know



Experience	Amount	Percentage
Very good & Good	31	88.571%
Very poor & Poor	4	11.429%
Neither good nor poor & Do not know	0	0.000%

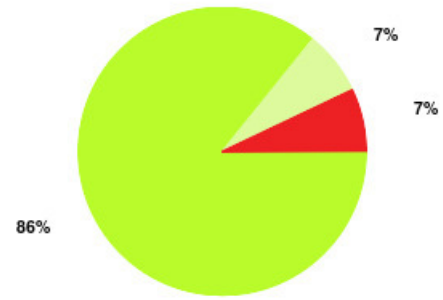


Sexual Health - GUM & Family Planning (East Riding) Summary

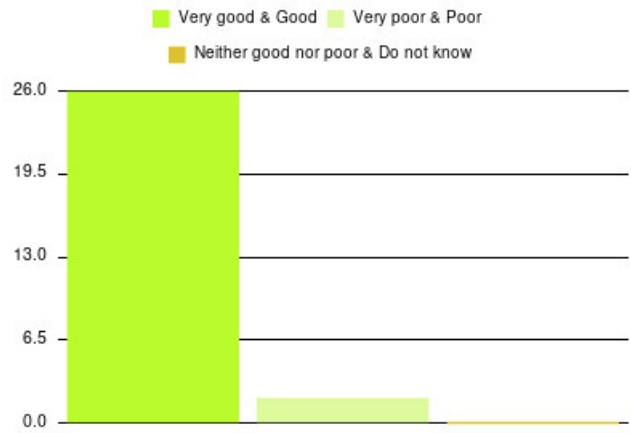
Number of responses: 28

Experience	Amount	Percentage
Very good	24	85.714%
Good	2	7.143%
Neither good nor poor	0	0.000%
Poor	0	0.000%
Very poor	2	7.143%
Do not know	0	0.000%

■ Very good
 ■ Good
 ■ Neither good nor poor
 ■ Poor
 ■ Very poor
 ■ Do not know



Experience	Amount	Percentage
Very good & Good	26	92.857%
Very poor & Poor	2	7.143%
Neither good nor poor & Do not know	0	0.000%

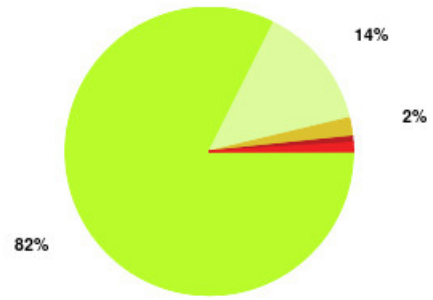


Sexual Health - GUM & Family Planning (Hull) Summary

Number of responses: 288

Experience	Amount	Percentage
Very good	237	82.292%
Good	40	13.889%
Neither good nor poor	6	2.083%
Poor	2	0.694%
Very poor	3	1.042%
Do not know	0	0.000%

■ Very good
 ■ Good
 ■ Neither good nor poor
 ■ Poor
■ Very poor
 ■ Do not know



Experience	Amount	Percentage
Very good & Good	277	96.181%
Very poor & Poor	5	1.736%
Neither good nor poor & Do not know	6	2.083%

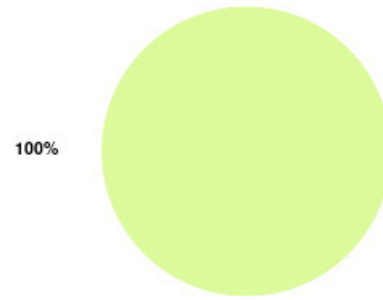


Sexual Health - Outreach (East Riding) Summary

Number of responses: 1

Experience	Amount	Percentage
Very good	0	0.000%
Good	1	100.000%
Neither good nor poor	0	0.000%
Poor	0	0.000%
Very poor	0	0.000%
Do not know	0	0.000%

Very good Good Neither good nor poor Poor
Very poor Do not know



Experience	Amount	Percentage
Very good & Good	1	100.000%
Very poor & Poor	0	0.000%
Neither good nor poor & Do not know	0	0.000%



Sexual Health - Outreach (Hull) Summary

Number of responses: 0

Sexual Health - Ultrasound (Hull) Summary

Number of responses: 2

Experience	Amount	Percentage
Very good	2	100.000%
Good	0	0.000%
Neither good nor poor	0	0.000%
Poor	0	0.000%
Very poor	0	0.000%
Do not know	0	0.000%

Very good Good Neither good nor poor Poor
Very poor Do not know



Experience	Amount	Percentage
Very good & Good	2	100.000%
Very poor & Poor	0	0.000%
Neither good nor poor & Do not know	0	0.000%

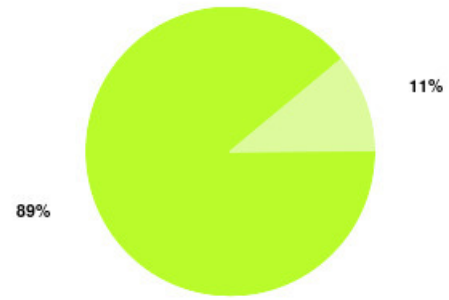


Sexual Health - Unplanned Pregnancy Service Summary

Number of responses: 18

Experience	Amount	Percentage
Very good	16	88.889%
Good	2	11.111%
Neither good nor poor	0	0.000%
Poor	0	0.000%
Very poor	0	0.000%
Do not know	0	0.000%

■ Very good
 ■ Good
 ■ Neither good nor poor
 ■ Poor
 ■ Very poor
 ■ Do not know



Experience	Amount	Percentage
Very good & Good	18	100.000%
Very poor & Poor	0	0.000%
Neither good nor poor & Do not know	0	0.000%

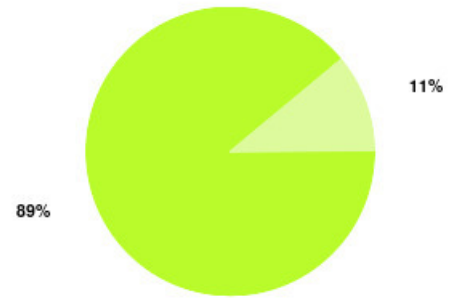


Sexual Health - Vasectomy (Hull) Summary

Number of responses: 18

Experience	Amount	Percentage
Very good	16	88.889%
Good	2	11.111%
Neither good nor poor	0	0.000%
Poor	0	0.000%
Very poor	0	0.000%
Do not know	0	0.000%

Very good Good Neither good nor poor Poor
Very poor Do not know



Experience	Amount	Percentage
Very good & Good	18	100.000%
Very poor & Poor	0	0.000%
Neither good nor poor & Do not know	0	0.000%



Sexual Health - Women's Health (East Riding) Summary

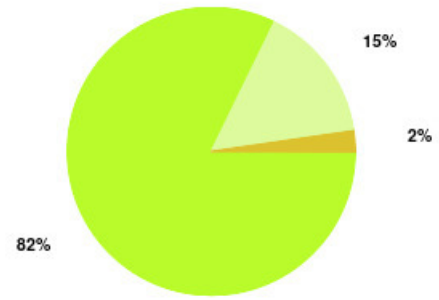
Number of responses: 0

Sexual Health - Women's Health (Hull) Summary

Number of responses: 84

Experience	Amount	Percentage
Very good	69	82.143%
Good	13	15.476%
Neither good nor poor	2	2.381%
Poor	0	0.000%
Very poor	0	0.000%
Do not know	0	0.000%

■ Very good
 ■ Good
 ■ Neither good nor poor
 ■ Poor
 ■ Very poor
 ■ Do not know



Experience	Amount	Percentage
Very good & Good	82	97.619%
Very poor & Poor	0	0.000%
Neither good nor poor & Do not know	2	2.381%



Smokefree (Knowsley) Summary

Number of responses: 0

Smokefree (St Helens) Summary

Number of responses: 8

Experience	Amount	Percentage
Very good	8	100.000%
Good	0	0.000%
Neither good nor poor	0	0.000%
Poor	0	0.000%
Very poor	0	0.000%
Do not know	0	0.000%

Very good Good Neither good nor poor Poor
Very poor Do not know



Experience	Amount	Percentage
Very good & Good	8	100.000%
Very poor & Poor	0	0.000%
Neither good nor poor & Do not know	0	0.000%

Very good & Good Very poor & Poor
Neither good nor poor & Do not know



Specialist Palliative Care Services (EOL) Summary

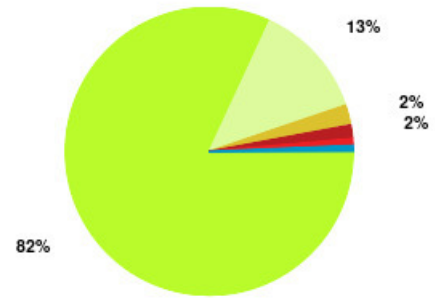
Number of responses: 0

Specialist Weight Management Services Summary

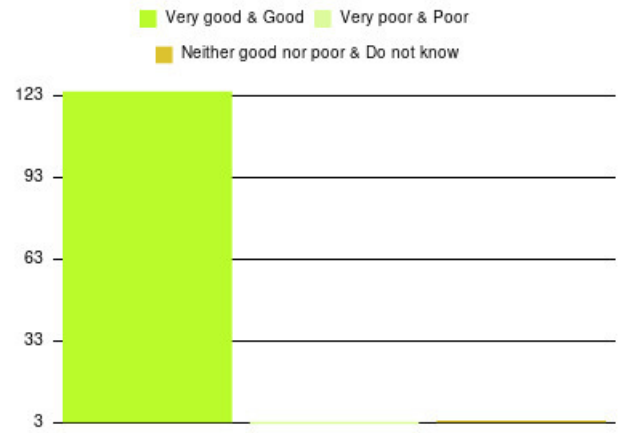
Number of responses: 132

Experience	Amount	Percentage
Very good	108	81.818%
Good	17	12.879%
Neither good nor poor	3	2.273%
Poor	2	1.515%
Very poor	1	0.758%
Do not know	1	0.758%

■ Very good
 ■ Good
 ■ Neither good nor poor
 ■ Poor
■ Very poor
 ■ Do not know



Experience	Amount	Percentage
Very good & Good	125	94.697%
Very poor & Poor	3	2.273%
Neither good nor poor & Do not know	4	3.030%

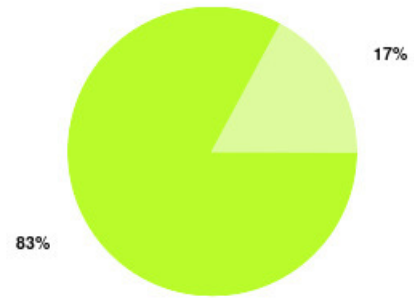


Speech and Language Therapy (East Riding) Summary

Number of responses: 29

Experience	Amount	Percentage
Very good	24	82.759%
Good	5	17.241%
Neither good nor poor	0	0.000%
Poor	0	0.000%
Very poor	0	0.000%
Do not know	0	0.000%

Very good Good Neither good nor poor Poor
Very poor Do not know



Experience	Amount	Percentage
Very good & Good	29	100.000%
Very poor & Poor	0	0.000%
Neither good nor poor & Do not know	0	0.000%



Speech and Language Therapy (Hull) Summary

Number of responses: 12

Experience	Amount	Percentage
Very good	12	100.000%
Good	0	0.000%
Neither good nor poor	0	0.000%
Poor	0	0.000%
Very poor	0	0.000%
Do not know	0	0.000%

Very good Good Neither good nor poor Poor
Very poor Do not know



Experience	Amount	Percentage
Very good & Good	12	100.000%
Very poor & Poor	0	0.000%
Neither good nor poor & Do not know	0	0.000%

Very good & Good Very poor & Poor
Neither good nor poor & Do not know



Story Street Walk In Summary

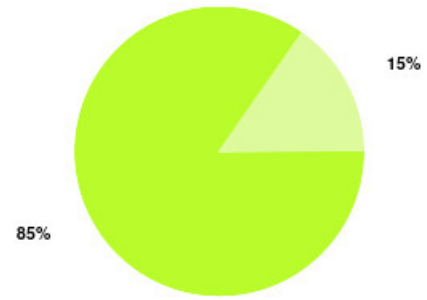
Number of responses: 0

Stroke Team (East Riding) Summary

Number of responses: 13

Experience	Amount	Percentage
Very good	11	84.615%
Good	2	15.385%
Neither good nor poor	0	0.000%
Poor	0	0.000%
Very poor	0	0.000%
Do not know	0	0.000%

■ Very good
 ■ Good
 ■ Neither good nor poor
 ■ Poor
 ■ Very poor
 ■ Do not know



Experience	Amount	Percentage
Very good & Good	13	100.000%
Very poor & Poor	0	0.000%
Neither good nor poor & Do not know	0	0.000%

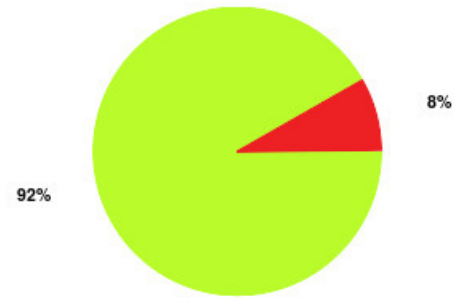


Stroke Team (Hull) Summary

Number of responses: 12

Experience	Amount	Percentage
Very good	11	91.667%
Good	0	0.000%
Neither good nor poor	0	0.000%
Poor	0	0.000%
Very poor	1	8.333%
Do not know	0	0.000%

Very good Good Neither good nor poor Poor
Very poor Do not know



Experience	Amount	Percentage
Very good & Good	11	91.667%
Very poor & Poor	1	8.333%
Neither good nor poor & Do not know	0	0.000%



T1DE Summary

Number of responses: 0

TB Nursing Team Summary

Number of responses: 0

Telehealth Summary

Number of responses: 0

Tier 3 Specialist Weight Management (SH) Summary

Number of responses: 0

Tissue Viability Summary

Number of responses: 0

Trainee Health Psychologist Summary

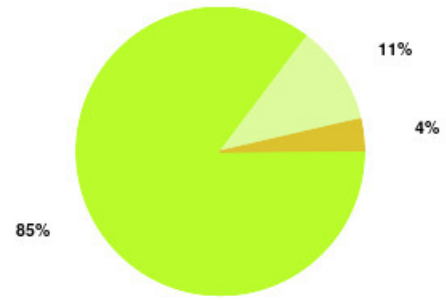
Number of responses: 0

Treatment rooms (ER) Summary

Number of responses: 27

Experience	Amount	Percentage
Very good	23	85.185%
Good	3	11.111%
Neither good nor poor	1	3.704%
Poor	0	0.000%
Very poor	0	0.000%
Do not know	0	0.000%

■ Very good
 ■ Good
 ■ Neither good nor poor
 ■ Poor
■ Very poor
 ■ Do not know



Experience	Amount	Percentage
Very good & Good	26	96.296%
Very poor & Poor	0	0.000%
Neither good nor poor & Do not know	1	3.704%

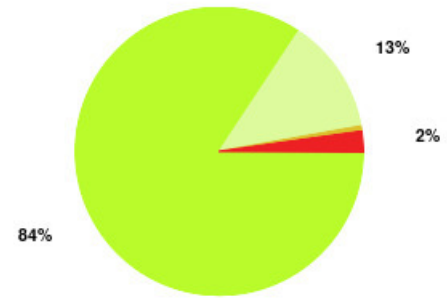


Treatment rooms (Hull) Summary

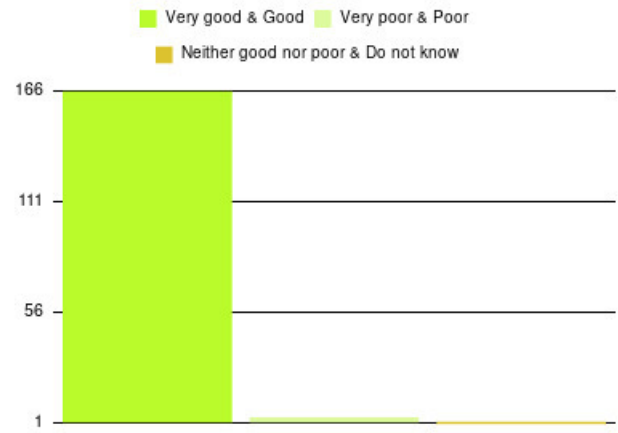
Number of responses: 171

Experience	Amount	Percentage
Very good	144	84.211%
Good	22	12.865%
Neither good nor poor	1	0.585%
Poor	0	0.000%
Very poor	4	2.339%
Do not know	0	0.000%

■ Very good
 ■ Good
 ■ Neither good nor poor
 ■ Poor
 ■ Very poor
 ■ Do not know



Experience	Amount	Percentage
Very good & Good	166	97.076%
Very poor & Poor	4	2.339%
Neither good nor poor & Do not know	1	0.585%

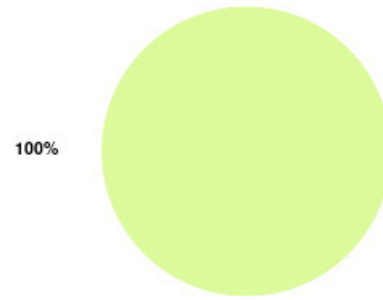


Urgent Community Response Team Summary

Number of responses: 1

Experience	Amount	Percentage
Very good	0	0.000%
Good	1	100.000%
Neither good nor poor	0	0.000%
Poor	0	0.000%
Very poor	0	0.000%
Do not know	0	0.000%

Very good Good Neither good nor poor Poor
Very poor Do not know



Experience	Amount	Percentage
Very good & Good	1	100.000%
Very poor & Poor	0	0.000%
Neither good nor poor & Do not know	0	0.000%

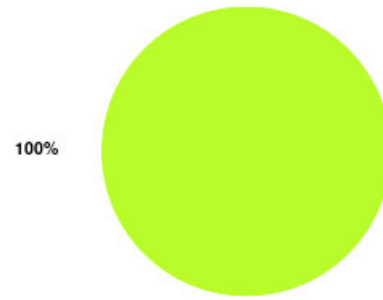


Virtual Ward Summary

Number of responses: 16

Experience	Amount	Percentage
Very good	16	100.000%
Good	0	0.000%
Neither good nor poor	0	0.000%
Poor	0	0.000%
Very poor	0	0.000%
Do not know	0	0.000%

Very good Good Neither good nor poor Poor
Very poor Do not know



Experience	Amount	Percentage
Very good & Good	16	100.000%
Very poor & Poor	0	0.000%
Neither good nor poor & Do not know	0	0.000%



Volunteer Hub Summary

Number of responses: 0

Volunteering (SH) Summary

Number of responses: 9

Experience	Amount	Percentage
Very good	9	100.000%
Good	0	0.000%
Neither good nor poor	0	0.000%
Poor	0	0.000%
Very poor	0	0.000%
Do not know	0	0.000%

Very good Good Neither good nor poor Poor
Very poor Do not know



Experience	Amount	Percentage
Very good & Good	9	100.000%
Very poor & Poor	0	0.000%
Neither good nor poor & Do not know	0	0.000%



Walks Programme (SH) Summary

Number of responses: 0

Weightwise Extra (Childrens) Summary

Number of responses: 0

Wellbeing Liaison Service Summary

Number of responses: 0
