

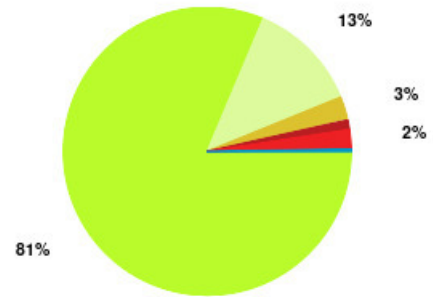
# Monthly Report January 2024

## Overall CHCP CIC Summary

Number of responses: 5262

Experience	Amount	Percentage
Very good	4276	81.262%
Good	658	12.505%
Neither good nor poor	139	2.642%
Poor	56	1.064%
Very poor	115	2.185%
Do not know	18	0.342%

■ Very good
 ■ Good
 ■ Neither good nor poor
 ■ Poor
 ■ Very poor
 ■ Do not know



Experience	Amount	Percentage
Very good & Good	4934	93.767%
Very poor & Poor	171	3.250%
Neither good nor poor & Do not know	157	2.984%



## Alderson House Summary

Number of responses: 0

---

## Anticoagulation Summary

Number of responses: 11

Experience	Amount	Percentage
Very good	11	100.000%
Good	0	0.000%
Neither good nor poor	0	0.000%
Poor	0	0.000%
Very poor	0	0.000%
Do not know	0	0.000%

Very good Good Neither good nor poor Poor  
Very poor Do not know



Experience	Amount	Percentage
Very good & Good	11	100.000%
Very poor & Poor	0	0.000%
Neither good nor poor & Do not know	0	0.000%



## Bee At Home Care Service Summary

Number of responses: 1

Experience	Amount	Percentage
Very good	1	100.000%
Good	0	0.000%
Neither good nor poor	0	0.000%
Poor	0	0.000%
Very poor	0	0.000%
Do not know	0	0.000%

Very good Good Neither good nor poor Poor  
Very poor Do not know



Experience	Amount	Percentage
Very good & Good	1	100.000%
Very poor & Poor	0	0.000%
Neither good nor poor & Do not know	0	0.000%

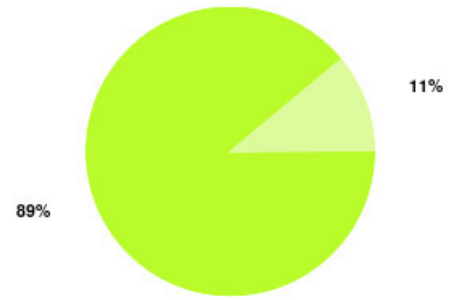


## Beverley UTC Summary

Number of responses: 9

Experience	Amount	Percentage
Very good	8	88.889%
Good	1	11.111%
Neither good nor poor	0	0.000%
Poor	0	0.000%
Very poor	0	0.000%
Do not know	0	0.000%

Very good Good Neither good nor poor Poor  
Very poor Do not know



Experience	Amount	Percentage
Very good & Good	9	100.000%
Very poor & Poor	0	0.000%
Neither good nor poor & Do not know	0	0.000%

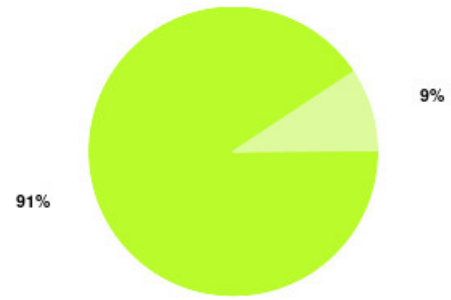


## Bladder and Bowel (East Riding) Summary

Number of responses: 64

Experience	Amount	Percentage
Very good	58	90.625%
Good	6	9.375%
Neither good nor poor	0	0.000%
Poor	0	0.000%
Very poor	0	0.000%
Do not know	0	0.000%

Very good Good Neither good nor poor Poor  
Very poor Do not know



Experience	Amount	Percentage
Very good & Good	64	100.000%
Very poor & Poor	0	0.000%
Neither good nor poor & Do not know	0	0.000%



## Bladder and Bowel (Hull) Summary

Number of responses: 3

Experience	Amount	Percentage
Very good	3	100.000%
Good	0	0.000%
Neither good nor poor	0	0.000%
Poor	0	0.000%
Very poor	0	0.000%
Do not know	0	0.000%

Very good Good Neither good nor poor Poor  
Very poor Do not know



Experience	Amount	Percentage
Very good & Good	3	100.000%
Very poor & Poor	0	0.000%
Neither good nor poor & Do not know	0	0.000%

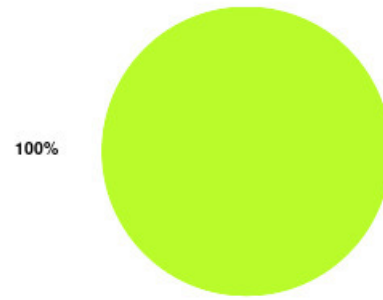


## Bridlington ICC Summary

Number of responses: 18

Experience	Amount	Percentage
Very good	18	100.000%
Good	0	0.000%
Neither good nor poor	0	0.000%
Poor	0	0.000%
Very poor	0	0.000%
Do not know	0	0.000%

Very good Good Neither good nor poor Poor  
Very poor Do not know



Experience	Amount	Percentage
Very good & Good	18	100.000%
Very poor & Poor	0	0.000%
Neither good nor poor & Do not know	0	0.000%

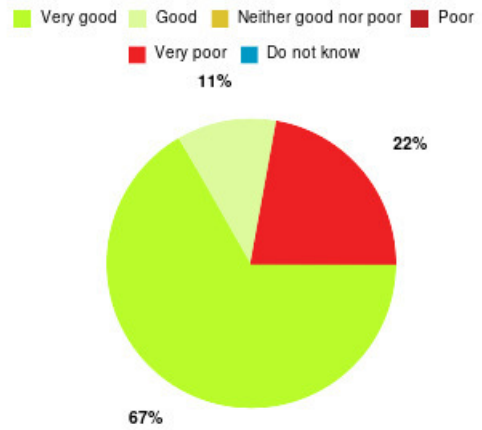




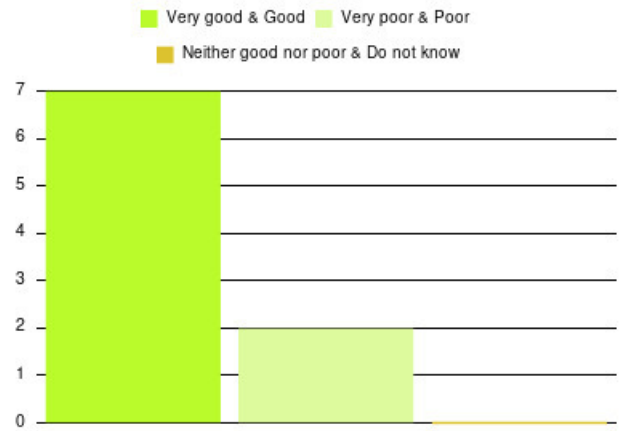
## Bridlington UTC Summary

Number of responses: 9

Experience	Amount	Percentage
Very good	6	66.667%
Good	1	11.111%
Neither good nor poor	0	0.000%
Poor	0	0.000%
Very poor	2	22.222%
Do not know	0	0.000%



Experience	Amount	Percentage
Very good & Good	7	77.778%
Very poor & Poor	2	22.222%
Neither good nor poor & Do not know	0	0.000%



## Cardiac Rehab (East Riding) Summary

Number of responses: 6

Experience	Amount	Percentage
Very good	6	100.000%
Good	0	0.000%
Neither good nor poor	0	0.000%
Poor	0	0.000%
Very poor	0	0.000%
Do not know	0	0.000%

Very good Good Neither good nor poor Poor  
Very poor Do not know



Experience	Amount	Percentage
Very good & Good	6	100.000%
Very poor & Poor	0	0.000%
Neither good nor poor & Do not know	0	0.000%

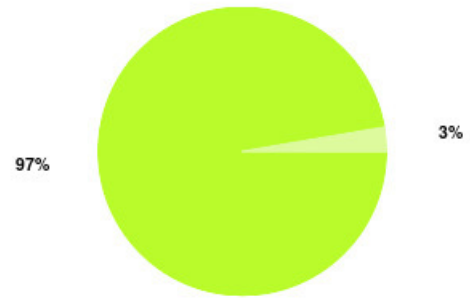


## Cardiac Rehab (Hull) Summary

Number of responses: 36

Experience	Amount	Percentage
Very good	35	97.222%
Good	1	2.778%
Neither good nor poor	0	0.000%
Poor	0	0.000%
Very poor	0	0.000%
Do not know	0	0.000%

Very good Good Neither good nor poor Poor  
Very poor Do not know



Experience	Amount	Percentage
Very good & Good	36	100.000%
Very poor & Poor	0	0.000%
Neither good nor poor & Do not know	0	0.000%

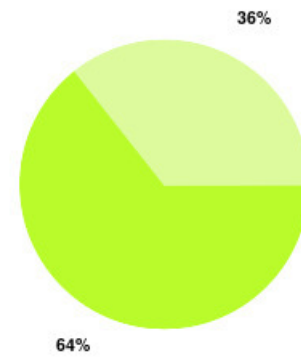


## Care Co-ordination Hub (247111) Summary

Number of responses: 14

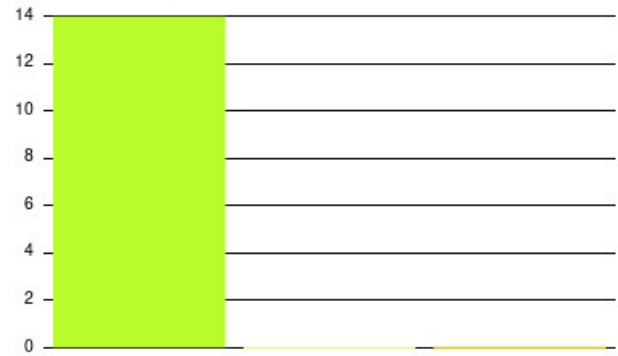
Experience	Amount	Percentage
Very good	9	64.286%
Good	5	35.714%
Neither good nor poor	0	0.000%
Poor	0	0.000%
Very poor	0	0.000%
Do not know	0	0.000%

■ Very good
 ■ Good
 ■ Neither good nor poor
 ■ Poor
 ■ Very poor
 ■ Do not know



Experience	Amount	Percentage
Very good & Good	14	100.000%
Very poor & Poor	0	0.000%
Neither good nor poor & Do not know	0	0.000%

■ Very good & Good
 ■ Very poor & Poor
 ■ Neither good nor poor & Do not know



## Carers' Information and Support Service Summary

Number of responses: 18

Experience	Amount	Percentage
Very good	18	100.000%
Good	0	0.000%
Neither good nor poor	0	0.000%
Poor	0	0.000%
Very poor	0	0.000%
Do not know	0	0.000%

Very good Good Neither good nor poor Poor  
Very poor Do not know



Experience	Amount	Percentage
Very good & Good	18	100.000%
Very poor & Poor	0	0.000%
Neither good nor poor & Do not know	0	0.000%



# CHCP Yorkshire Fatigue Summary

Number of responses: 1

Experience	Amount	Percentage
Very good	1	100.000%
Good	0	0.000%
Neither good nor poor	0	0.000%
Poor	0	0.000%
Very poor	0	0.000%
Do not know	0	0.000%

Very good Good Neither good nor poor Poor  
Very poor Do not know



Experience	Amount	Percentage
Very good & Good	1	100.000%
Very poor & Poor	0	0.000%
Neither good nor poor & Do not know	0	0.000%

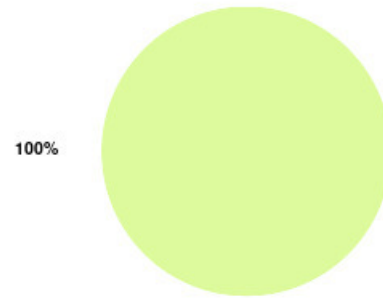


## CHPL - Bransholme Summary

Number of responses: 1

Experience	Amount	Percentage
Very good	0	0.000%
Good	1	100.000%
Neither good nor poor	0	0.000%
Poor	0	0.000%
Very poor	0	0.000%
Do not know	0	0.000%

Very good Good Neither good nor poor Poor  
Very poor Do not know



Experience	Amount	Percentage
Very good & Good	1	100.000%
Very poor & Poor	0	0.000%
Neither good nor poor & Do not know	0	0.000%

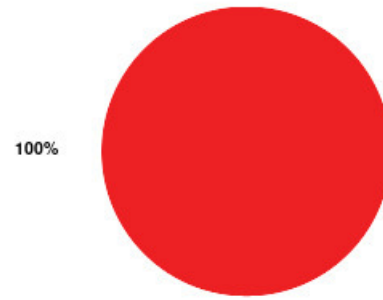


## CHPL - Field View Surgery Summary

Number of responses: 1

Experience	Amount	Percentage
Very good	0	0.000%
Good	0	0.000%
Neither good nor poor	0	0.000%
Poor	0	0.000%
Very poor	1	100.000%
Do not know	0	0.000%

Very good Good Neither good nor poor Poor  
Very poor Do not know



Experience	Amount	Percentage
Very good & Good	0	0.000%
Very poor & Poor	1	100.000%
Neither good nor poor & Do not know	0	0.000%

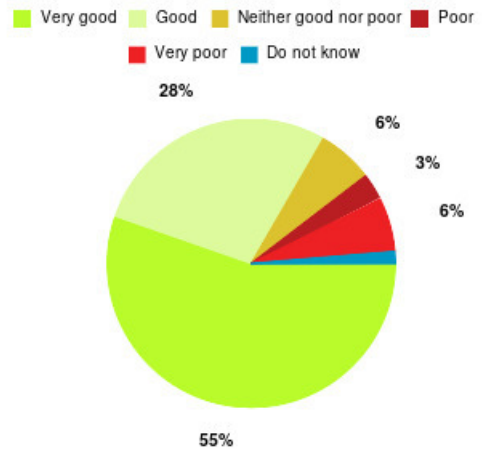




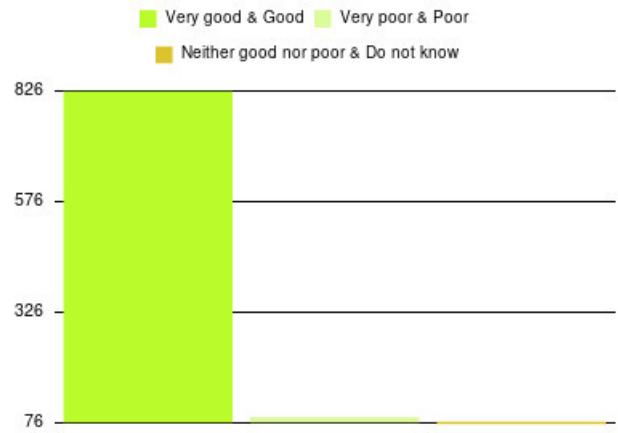
## CHPL - Southcoates/Marfleet Summary

Number of responses: 992

Experience	Amount	Percentage
Very good	548	55.242%
Good	278	28.024%
Neither good nor poor	62	6.250%
Poor	30	3.024%
Very poor	60	6.048%
Do not know	14	1.411%



Experience	Amount	Percentage
Very good & Good	826	83.266%
Very poor & Poor	90	9.073%
Neither good nor poor & Do not know	76	7.661%



**Community Activity programme (SH) Summary**

Number of responses: 0

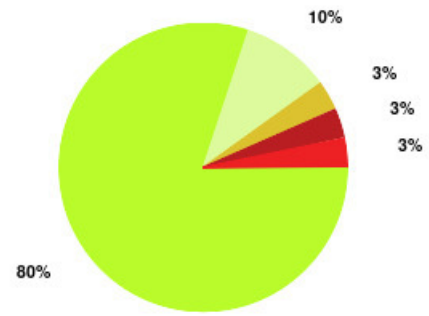
---

## Community Children's Nursing Services Summary

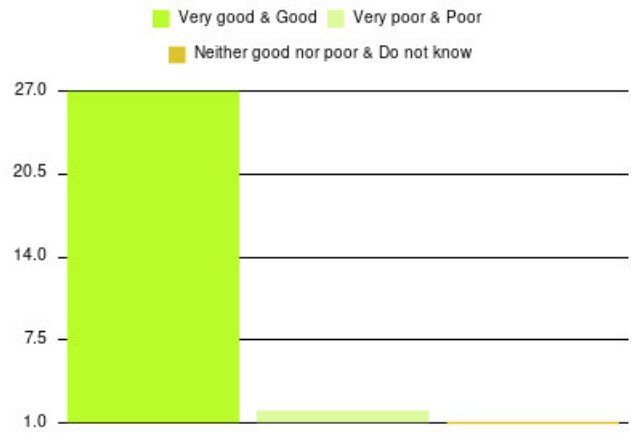
Number of responses: 30

Experience	Amount	Percentage
Very good	24	80.000%
Good	3	10.000%
Neither good nor poor	1	3.333%
Poor	1	3.333%
Very poor	1	3.333%
Do not know	0	0.000%

■ Very good 
 ■ Good 
 ■ Neither good nor poor 
 ■ Poor 
 ■ Very poor 
 ■ Do not know



Experience	Amount	Percentage
Very good & Good	27	90.000%
Very poor & Poor	2	6.667%
Neither good nor poor & Do not know	1	3.333%



**Community Food Team (SH) Summary**

Number of responses: 0

---

# Community Heart Failure Nursing Service ER Summary

Number of responses: 1

Experience	Amount	Percentage
Very good	1	100.000%
Good	0	0.000%
Neither good nor poor	0	0.000%
Poor	0	0.000%
Very poor	0	0.000%
Do not know	0	0.000%

Very good Good Neither good nor poor Poor  
Very poor Do not know



Experience	Amount	Percentage
Very good & Good	1	100.000%
Very poor & Poor	0	0.000%
Neither good nor poor & Do not know	0	0.000%



**Community Heart Failure Nursing Service Hull Summary**

Number of responses: 0

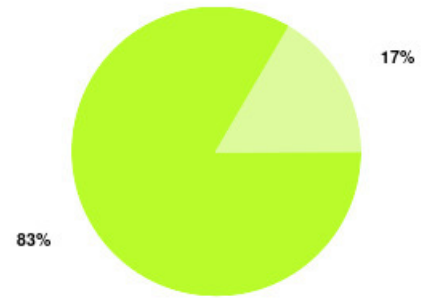
---

## Community Links Worker (Primary Care) Summary

Number of responses: 6

Experience	Amount	Percentage
Very good	5	83.333%
Good	1	16.667%
Neither good nor poor	0	0.000%
Poor	0	0.000%
Very poor	0	0.000%
Do not know	0	0.000%

■ Very good
 ■ Good
 ■ Neither good nor poor
 ■ Poor
 ■ Very poor
 ■ Do not know



Experience	Amount	Percentage
Very good & Good	6	100.000%
Very poor & Poor	0	0.000%
Neither good nor poor & Do not know	0	0.000%



## Community Nursing (ER) Summary

Number of responses: 0

---



**Community Nursing (Hull) Summary**

Number of responses: 0

---

**Community Nursing Cottingham Summary**

Number of responses: 0

---

## Community Nursing East (Hull) Summary

Number of responses: 1

Experience	Amount	Percentage
Very good	1	100.000%
Good	0	0.000%
Neither good nor poor	0	0.000%
Poor	0	0.000%
Very poor	0	0.000%
Do not know	0	0.000%

Very good Good Neither good nor poor Poor  
Very poor Do not know



Experience	Amount	Percentage
Very good & Good	1	100.000%
Very poor & Poor	0	0.000%
Neither good nor poor & Do not know	0	0.000%

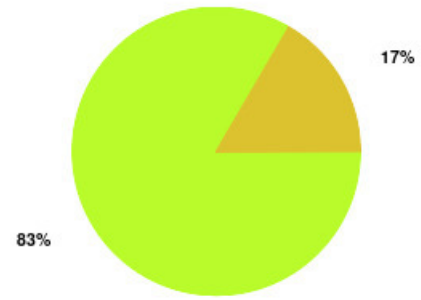


## Community Nursing Haltemprice Summary

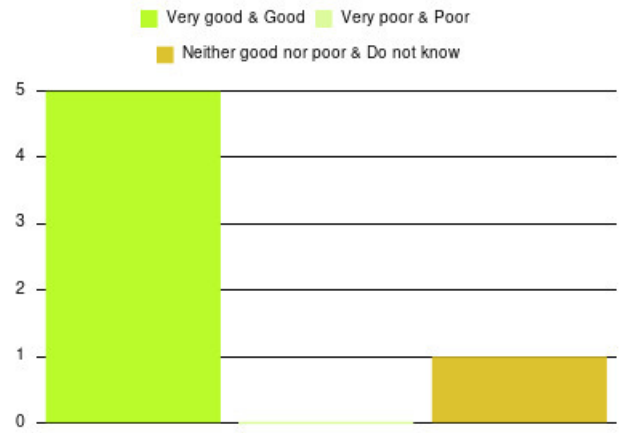
Number of responses: 6

Experience	Amount	Percentage
Very good	5	83.333%
Good	0	0.000%
Neither good nor poor	1	16.667%
Poor	0	0.000%
Very poor	0	0.000%
Do not know	0	0.000%

■ Very good
 ■ Good
 ■ Neither good nor poor
 ■ Poor
 ■ Very poor
 ■ Do not know



Experience	Amount	Percentage
Very good & Good	5	83.333%
Very poor & Poor	0	0.000%
Neither good nor poor & Do not know	1	16.667%



## Community Nursing Hedon Summary

Number of responses: 0

---

## Community Nursing Holderness Summary

Number of responses: 21

Experience	Amount	Percentage
Very good	21	100.000%
Good	0	0.000%
Neither good nor poor	0	0.000%
Poor	0	0.000%
Very poor	0	0.000%
Do not know	0	0.000%

Very good Good Neither good nor poor Poor  
Very poor Do not know



Experience	Amount	Percentage
Very good & Good	21	100.000%
Very poor & Poor	0	0.000%
Neither good nor poor & Do not know	0	0.000%

Very good & Good Very poor & Poor  
Neither good nor poor & Do not know



**Community Nursing Hornsea Summary**

Number of responses: 0

---

**Community Nursing Market Weighton Summary**

Number of responses: 0

---



**Community Nursing North (Hull) Summary**

Number of responses: 0

---

**Community Nursing West (Hull) Summary**

Number of responses: 0

---

**Community Nursing Withernsea Summary**

Number of responses: 0

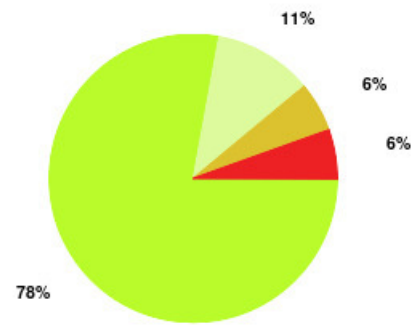
---

## Community Rehab - Physiotherapy & Occupational Therapy (ER) Summary

Number of responses: 18

Experience	Amount	Percentage
Very good	14	77.778%
Good	2	11.111%
Neither good nor poor	1	5.556%
Poor	0	0.000%
Very poor	1	5.556%
Do not know	0	0.000%

■ Very good
 ■ Good
 ■ Neither good nor poor
 ■ Poor
 ■ Very poor
 ■ Do not know



Experience	Amount	Percentage
Very good & Good	16	88.889%
Very poor & Poor	1	5.556%
Neither good nor poor & Do not know	1	5.556%



## Community Rehab - Physiotherapy & Occupational Therapy (Hull) Summary

Number of responses: 5

Experience	Amount	Percentage
Very good	5	100.000%
Good	0	0.000%
Neither good nor poor	0	0.000%
Poor	0	0.000%
Very poor	0	0.000%
Do not know	0	0.000%

Very good Good Neither good nor poor Poor  
Very poor Do not know



Experience	Amount	Percentage
Very good & Good	5	100.000%
Very poor & Poor	0	0.000%
Neither good nor poor & Do not know	0	0.000%

Very good & Good Very poor & Poor  
Neither good nor poor & Do not know

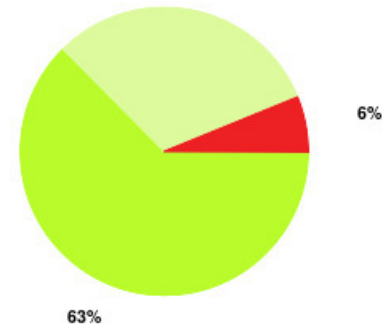


## Community Ward (ERCH) Summary

Number of responses: 16

Experience	Amount	Percentage
Very good	10	62.500%
Good	5	31.250%
Neither good nor poor	0	0.000%
Poor	0	0.000%
Very poor	1	6.250%
Do not know	0	0.000%

■ Very good   
 ■ Good   
 ■ Neither good nor poor   
 ■ Poor  
■ Very poor   
 ■ Do not know



Experience	Amount	Percentage
Very good & Good	15	93.750%
Very poor & Poor	1	6.250%
Neither good nor poor & Do not know	0	0.000%



## Customer Services Summary

Number of responses: 1

Experience	Amount	Percentage
Very good	1	100.000%
Good	0	0.000%
Neither good nor poor	0	0.000%
Poor	0	0.000%
Very poor	0	0.000%
Do not know	0	0.000%

Very good Good Neither good nor poor Poor  
Very poor Do not know



Experience	Amount	Percentage
Very good & Good	1	100.000%
Very poor & Poor	0	0.000%
Neither good nor poor & Do not know	0	0.000%

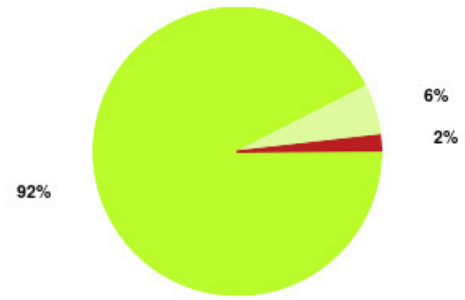


## Deep Vein Thrombosis Summary

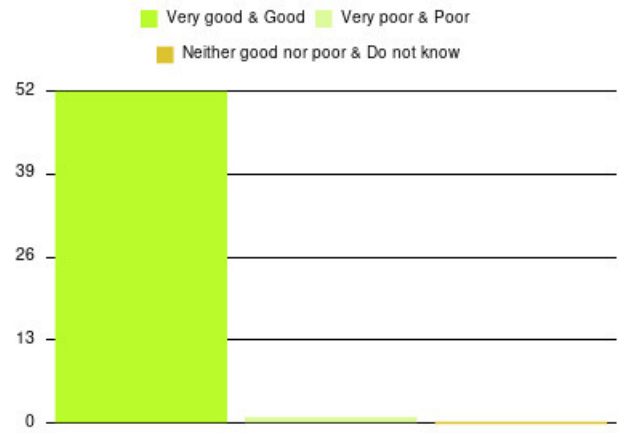
Number of responses: 53

Experience	Amount	Percentage
Very good	49	92.453%
Good	3	5.660%
Neither good nor poor	0	0.000%
Poor	1	1.887%
Very poor	0	0.000%
Do not know	0	0.000%

■ Very good
 ■ Good
 ■ Neither good nor poor
 ■ Poor
 ■ Very poor
 ■ Do not know



Experience	Amount	Percentage
Very good & Good	52	98.113%
Very poor & Poor	1	1.887%
Neither good nor poor & Do not know	0	0.000%





**Dementia Service Summary**

Number of responses: 0

---

## Dental - Beverley PDS Summary

Number of responses: 3

Experience	Amount	Percentage
Very good	3	100.000%
Good	0	0.000%
Neither good nor poor	0	0.000%
Poor	0	0.000%
Very poor	0	0.000%
Do not know	0	0.000%

Very good Good Neither good nor poor Poor  
Very poor Do not know



Experience	Amount	Percentage
Very good & Good	3	100.000%
Very poor & Poor	0	0.000%
Neither good nor poor & Do not know	0	0.000%

Very good & Good Very poor & Poor  
Neither good nor poor & Do not know

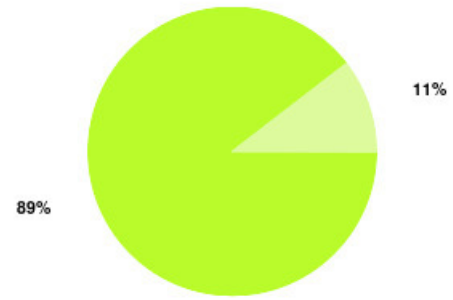


## Dental - Bridlington CDS Summary

Number of responses: 19

Experience	Amount	Percentage
Very good	17	89.474%
Good	2	10.526%
Neither good nor poor	0	0.000%
Poor	0	0.000%
Very poor	0	0.000%
Do not know	0	0.000%

Very good Good Neither good nor poor Poor  
Very poor Do not know



Experience	Amount	Percentage
Very good & Good	19	100.000%
Very poor & Poor	0	0.000%
Neither good nor poor & Do not know	0	0.000%

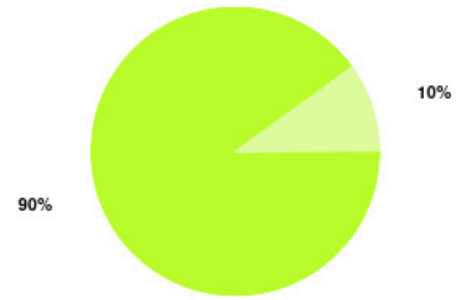


## Dental - Driffield PDS Summary

Number of responses: 10

Experience	Amount	Percentage
Very good	9	90.000%
Good	1	10.000%
Neither good nor poor	0	0.000%
Poor	0	0.000%
Very poor	0	0.000%
Do not know	0	0.000%

Very good Good Neither good nor poor Poor  
Very poor Do not know



Experience	Amount	Percentage
Very good & Good	10	100.000%
Very poor & Poor	0	0.000%
Neither good nor poor & Do not know	0	0.000%



## Dental - Goole CDS Summary

Number of responses: 0

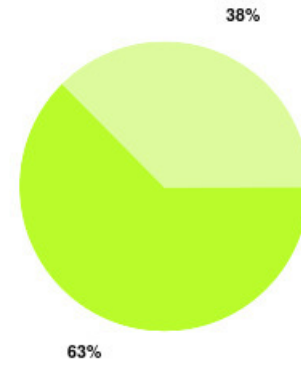
---

## Dental - Goole PDS Summary

Number of responses: 8

Experience	Amount	Percentage
Very good	5	62.500%
Good	3	37.500%
Neither good nor poor	0	0.000%
Poor	0	0.000%
Very poor	0	0.000%
Do not know	0	0.000%

Very good Good Neither good nor poor Poor  
Very poor Do not know



Experience	Amount	Percentage
Very good & Good	8	100.000%
Very poor & Poor	0	0.000%
Neither good nor poor & Do not know	0	0.000%

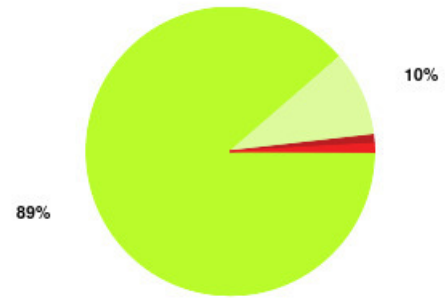


## Dental - Highlands CDS Summary

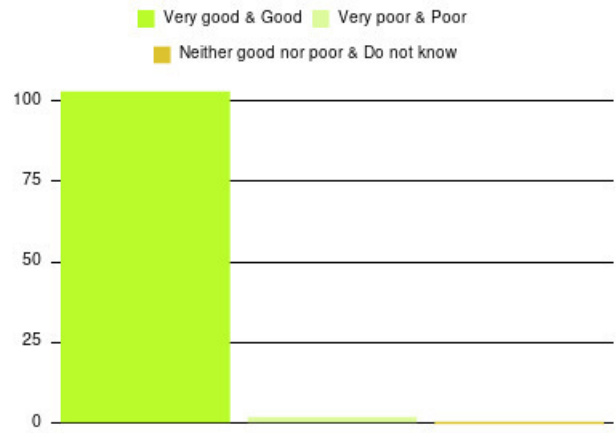
Number of responses: 105

Experience	Amount	Percentage
Very good	93	88.571%
Good	10	9.524%
Neither good nor poor	0	0.000%
Poor	1	0.952%
Very poor	1	0.952%
Do not know	0	0.000%

■ Very good   
 ■ Good   
 ■ Neither good nor poor   
 ■ Poor  
■ Very poor   
 ■ Do not know



Experience	Amount	Percentage
Very good & Good	103	98.095%
Very poor & Poor	2	1.905%
Neither good nor poor & Do not know	0	0.000%

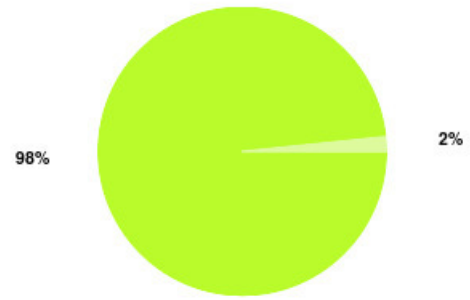


## Dental - Jameson Street PDS Summary

Number of responses: 58

Experience	Amount	Percentage
Very good	57	98.276%
Good	1	1.724%
Neither good nor poor	0	0.000%
Poor	0	0.000%
Very poor	0	0.000%
Do not know	0	0.000%

Very good Good Neither good nor poor Poor  
Very poor Do not know



Experience	Amount	Percentage
Very good & Good	58	100.000%
Very poor & Poor	0	0.000%
Neither good nor poor & Do not know	0	0.000%

Very good & Good Very poor & Poor  
Neither good nor poor & Do not know



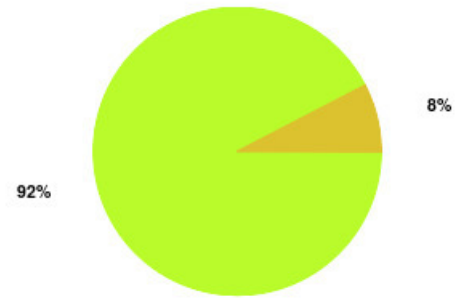


## Dental - Orchard Park CDS Summary

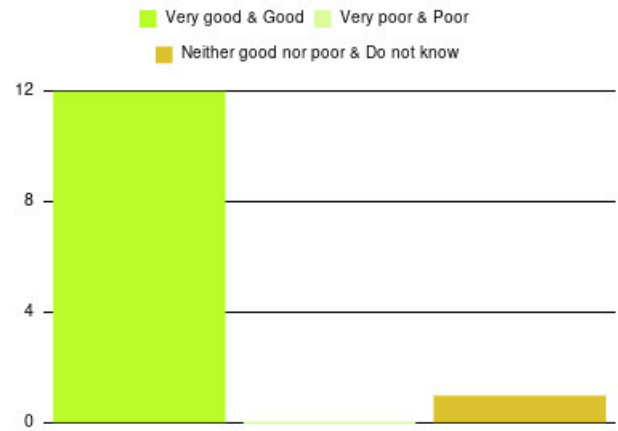
Number of responses: 13

Experience	Amount	Percentage
Very good	12	92.308%
Good	0	0.000%
Neither good nor poor	1	7.692%
Poor	0	0.000%
Very poor	0	0.000%
Do not know	0	0.000%

Very good Good Neither good nor poor Poor  
Very poor Do not know



Experience	Amount	Percentage
Very good & Good	12	92.308%
Very poor & Poor	0	0.000%
Neither good nor poor & Do not know	1	7.692%

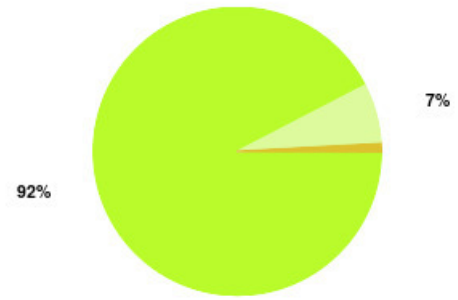


## Dental - Withernsea PDS Summary

Number of responses: 104

Experience	Amount	Percentage
Very good	96	92.308%
Good	7	6.731%
Neither good nor poor	1	0.962%
Poor	0	0.000%
Very poor	0	0.000%
Do not know	0	0.000%

Very good Good Neither good nor poor Poor  
Very poor Do not know



Experience	Amount	Percentage
Very good & Good	103	99.038%
Very poor & Poor	0	0.000%
Neither good nor poor & Do not know	1	0.962%

Very good & Good Very poor & Poor  
Neither good nor poor & Do not know



## Diabetes Podiatry Summary

Number of responses: 0

---

**Diabetes Service (East Riding) Summary**

Number of responses: 0

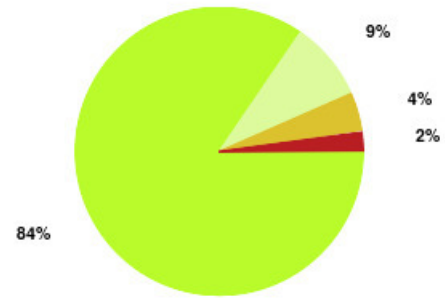
---

## Dietetics (East Riding) Summary

Number of responses: 45

Experience	Amount	Percentage
Very good	38	84.444%
Good	4	8.889%
Neither good nor poor	2	4.444%
Poor	1	2.222%
Very poor	0	0.000%
Do not know	0	0.000%

■ Very good 
 ■ Good 
 ■ Neither good nor poor 
 ■ Poor  
■ Very poor 
 ■ Do not know



Experience	Amount	Percentage
Very good & Good	42	93.333%
Very poor & Poor	1	2.222%
Neither good nor poor & Do not know	2	4.444%

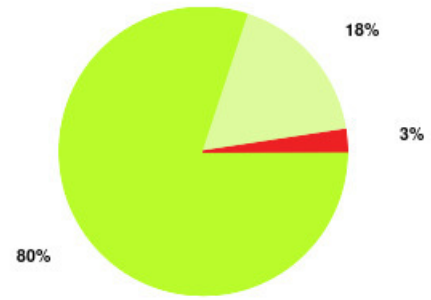


## Dietetics (Hull) Summary

Number of responses: 40

Experience	Amount	Percentage
Very good	32	80.000%
Good	7	17.500%
Neither good nor poor	0	0.000%
Poor	0	0.000%
Very poor	1	2.500%
Do not know	0	0.000%

Very good Good Neither good nor poor Poor  
Very poor Do not know



Experience	Amount	Percentage
Very good & Good	39	97.500%
Very poor & Poor	1	2.500%
Neither good nor poor & Do not know	0	0.000%

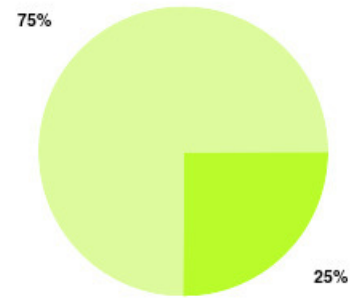


## Digital Prescriber Summary

Number of responses: 4

Experience	Amount	Percentage
Very good	1	25.000%
Good	3	75.000%
Neither good nor poor	0	0.000%
Poor	0	0.000%
Very poor	0	0.000%
Do not know	0	0.000%

Very good Good Neither good nor poor Poor  
Very poor Do not know



Experience	Amount	Percentage
Very good & Good	4	100.000%
Very poor & Poor	0	0.000%
Neither good nor poor & Do not know	0	0.000%

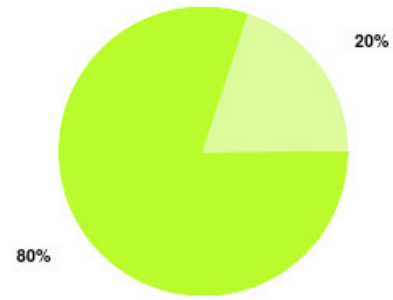


## Digital support worker - Primary Care Summary

Number of responses: 5

Experience	Amount	Percentage
Very good	4	80.000%
Good	1	20.000%
Neither good nor poor	0	0.000%
Poor	0	0.000%
Very poor	0	0.000%
Do not know	0	0.000%

Very good Good Neither good nor poor Poor  
Very poor Do not know



Experience	Amount	Percentage
Very good & Good	5	100.000%
Very poor & Poor	0	0.000%
Neither good nor poor & Do not know	0	0.000%

Very good & Good Very poor & Poor  
Neither good nor poor & Do not know





**East Riding Fracture Liaison Service Summary**

Number of responses: 0

---

**East Riding Frailty Team Summary**

Number of responses: 0

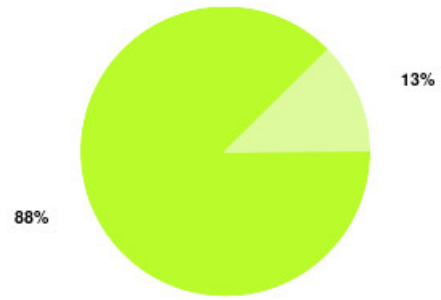
---

## Eating Disorders Summary

Number of responses: 32

Experience	Amount	Percentage
Very good	28	87.500%
Good	4	12.500%
Neither good nor poor	0	0.000%
Poor	0	0.000%
Very poor	0	0.000%
Do not know	0	0.000%

Very good Good Neither good nor poor Poor  
Very poor Do not know



Experience	Amount	Percentage
Very good & Good	32	100.000%
Very poor & Poor	0	0.000%
Neither good nor poor & Do not know	0	0.000%



**EMPOWER Summary**

Number of responses: 0

---

**Falls Team (East Riding) Summary**

Number of responses: 0

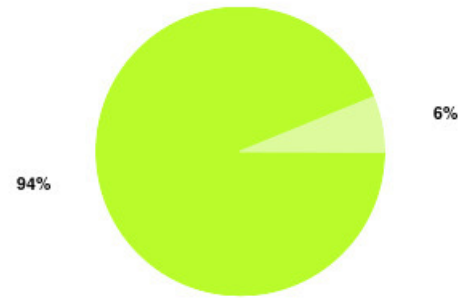
---

## Falls Team (Hull) Summary

Number of responses: 16

Experience	Amount	Percentage
Very good	15	93.750%
Good	1	6.250%
Neither good nor poor	0	0.000%
Poor	0	0.000%
Very poor	0	0.000%
Do not know	0	0.000%

Very good Good Neither good nor poor Poor  
Very poor Do not know



Experience	Amount	Percentage
Very good & Good	16	100.000%
Very poor & Poor	0	0.000%
Neither good nor poor & Do not know	0	0.000%



## Fit4All Team (SH) Summary

Number of responses: 1

Experience	Amount	Percentage
Very good	1	100.000%
Good	0	0.000%
Neither good nor poor	0	0.000%
Poor	0	0.000%
Very poor	0	0.000%
Do not know	0	0.000%

Very good Good Neither good nor poor Poor  
Very poor Do not know



Experience	Amount	Percentage
Very good & Good	1	100.000%
Very poor & Poor	0	0.000%
Neither good nor poor & Do not know	0	0.000%



## Gastroenterology Summary

Number of responses: 0

---



## Goole UTC Summary

Number of responses: 10

Experience	Amount	Percentage
Very good	10	100.000%
Good	0	0.000%
Neither good nor poor	0	0.000%
Poor	0	0.000%
Very poor	0	0.000%
Do not know	0	0.000%

Very good Good Neither good nor poor Poor  
Very poor Do not know



Experience	Amount	Percentage
Very good & Good	10	100.000%
Very poor & Poor	0	0.000%
Neither good nor poor & Do not know	0	0.000%



## GP - East Park Surgery Summary

Number of responses: 0

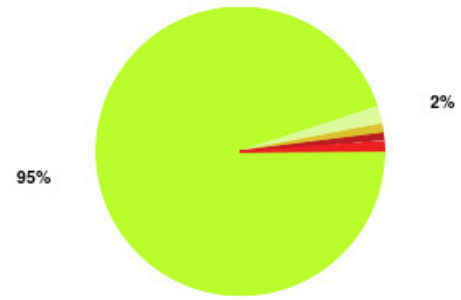
---

## GP – Riverside Practice Summary

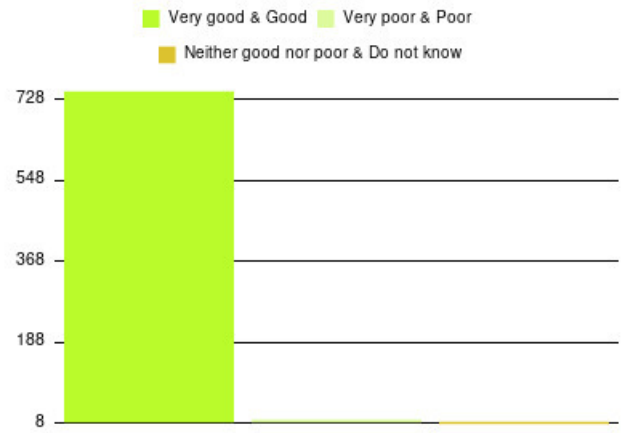
Number of responses: 771

Experience	Amount	Percentage
Very good	732	94.942%
Good	15	1.946%
Neither good nor poor	8	1.038%
Poor	7	0.908%
Very poor	9	1.167%
Do not know	0	0.000%

■ Very good
 ■ Good
 ■ Neither good nor poor
 ■ Poor
 ■ Very poor
 ■ Do not know



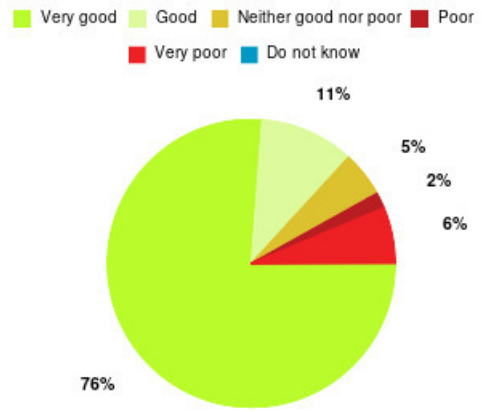
Experience	Amount	Percentage
Very good & Good	747	96.887%
Very poor & Poor	16	2.075%
Neither good nor poor & Do not know	8	1.038%



## GP – The Quays Summary

Number of responses: 452

Experience	Amount	Percentage
Very good	344	76.106%
Good	48	10.619%
Neither good nor poor	23	5.088%
Poor	8	1.770%
Very poor	29	6.416%
Do not know	0	0.000%



Experience	Amount	Percentage
Very good & Good	392	86.726%
Very poor & Poor	37	8.186%
Neither good nor poor & Do not know	23	5.088%

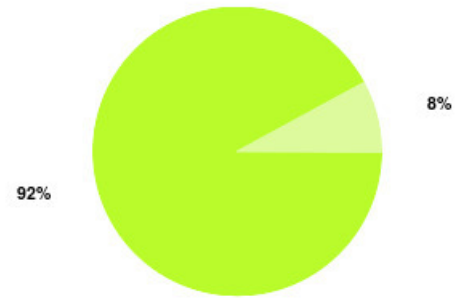


## Health & Lifestyle Practitioners (Primary Care) Hull Summary

Number of responses: 25

Experience	Amount	Percentage
Very good	23	92.000%
Good	2	8.000%
Neither good nor poor	0	0.000%
Poor	0	0.000%
Very poor	0	0.000%
Do not know	0	0.000%

Very good Good Neither good nor poor Poor  
Very poor Do not know



Experience	Amount	Percentage
Very good & Good	25	100.000%
Very poor & Poor	0	0.000%
Neither good nor poor & Do not know	0	0.000%

Very good & Good Very poor & Poor  
Neither good nor poor & Do not know



## Health and Lifestyle Practitioner (Beverley) Summary

Number of responses: 7

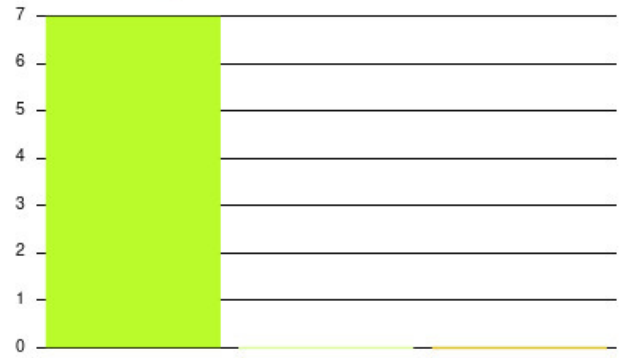
Experience	Amount	Percentage
Very good	7	100.000%
Good	0	0.000%
Neither good nor poor	0	0.000%
Poor	0	0.000%
Very poor	0	0.000%
Do not know	0	0.000%

Very good Good Neither good nor poor Poor  
Very poor Do not know



Experience	Amount	Percentage
Very good & Good	7	100.000%
Very poor & Poor	0	0.000%
Neither good nor poor & Do not know	0	0.000%

Very good & Good Very poor & Poor  
Neither good nor poor & Do not know



## Health Checks (SH) Summary

Number of responses: 4

Experience	Amount	Percentage
Very good	4	100.000%
Good	0	0.000%
Neither good nor poor	0	0.000%
Poor	0	0.000%
Very poor	0	0.000%
Do not know	0	0.000%

Very good Good Neither good nor poor Poor  
Very poor Do not know



Experience	Amount	Percentage
Very good & Good	4	100.000%
Very poor & Poor	0	0.000%
Neither good nor poor & Do not know	0	0.000%

Very good & Good Very poor & Poor  
Neither good nor poor & Do not know

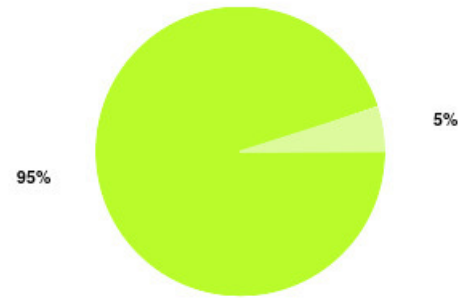


## Health Trainers (inc Social Prescribing) SH Summary

Number of responses: 40

Experience	Amount	Percentage
Very good	38	95.000%
Good	2	5.000%
Neither good nor poor	0	0.000%
Poor	0	0.000%
Very poor	0	0.000%
Do not know	0	0.000%

Very good Good Neither good nor poor Poor  
Very poor Do not know



Experience	Amount	Percentage
Very good & Good	40	100.000%
Very poor & Poor	0	0.000%
Neither good nor poor & Do not know	0	0.000%





**Healthy St Helens Summary**

Number of responses: 0

---

**HERCH20 Summary**

Number of responses: 0

---

# Highfield Resource Centre Summary

Number of responses: 1

Experience	Amount	Percentage
Very good	1	100.000%
Good	0	0.000%
Neither good nor poor	0	0.000%
Poor	0	0.000%
Very poor	0	0.000%
Do not know	0	0.000%

Very good Good Neither good nor poor Poor  
Very poor Do not know



Experience	Amount	Percentage
Very good & Good	1	100.000%
Very poor & Poor	0	0.000%
Neither good nor poor & Do not know	0	0.000%



## Holderness ICC Summary

Number of responses: 1

Experience	Amount	Percentage
Very good	1	100.000%
Good	0	0.000%
Neither good nor poor	0	0.000%
Poor	0	0.000%
Very poor	0	0.000%
Do not know	0	0.000%

Very good Good Neither good nor poor Poor  
Very poor Do not know



Experience	Amount	Percentage
Very good & Good	1	100.000%
Very poor & Poor	0	0.000%
Neither good nor poor & Do not know	0	0.000%

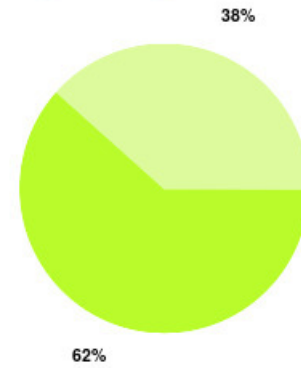


## Holy Name Summary

Number of responses: 13

Experience	Amount	Percentage
Very good	8	61.538%
Good	5	38.462%
Neither good nor poor	0	0.000%
Poor	0	0.000%
Very poor	0	0.000%
Do not know	0	0.000%

Very good Good Neither good nor poor Poor  
Very poor Do not know



Experience	Amount	Percentage
Very good & Good	13	100.000%
Very poor & Poor	0	0.000%
Neither good nor poor & Do not know	0	0.000%



## Home Oxygen Service (East Riding) Summary

Number of responses: 2

Experience	Amount	Percentage
Very good	2	100.000%
Good	0	0.000%
Neither good nor poor	0	0.000%
Poor	0	0.000%
Very poor	0	0.000%
Do not know	0	0.000%

Very good Good Neither good nor poor Poor  
Very poor Do not know



Experience	Amount	Percentage
Very good & Good	2	100.000%
Very poor & Poor	0	0.000%
Neither good nor poor & Do not know	0	0.000%



## Home Oxygen Service (Hull) Summary

Number of responses: 2

Experience	Amount	Percentage
Very good	2	100.000%
Good	0	0.000%
Neither good nor poor	0	0.000%
Poor	0	0.000%
Very poor	0	0.000%
Do not know	0	0.000%

Very good Good Neither good nor poor Poor  
Very poor Do not know



Experience	Amount	Percentage
Very good & Good	2	100.000%
Very poor & Poor	0	0.000%
Neither good nor poor & Do not know	0	0.000%



**HRI UTC Summary**

Number of responses: 0

---

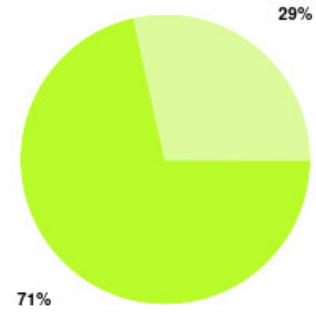


## Hull and East Riding Accelerated Lower Limb (HEAL) Pathway Summary

Number of responses: 14

Experience	Amount	Percentage
Very good	10	71.429%
Good	4	28.571%
Neither good nor poor	0	0.000%
Poor	0	0.000%
Very poor	0	0.000%
Do not know	0	0.000%

Very good Good Neither good nor poor Poor  
Very poor Do not know



Experience	Amount	Percentage
Very good & Good	14	100.000%
Very poor & Poor	0	0.000%
Neither good nor poor & Do not know	0	0.000%



# Hull Complex Wounds Summary

Number of responses: 0


---

## Hull First Falls Summary

Number of responses: 30

Experience	Amount	Percentage
Very good	29	96.667%
Good	1	3.333%
Neither good nor poor	0	0.000%
Poor	0	0.000%
Very poor	0	0.000%
Do not know	0	0.000%

Very good Good Neither good nor poor Poor  
Very poor Do not know



Experience	Amount	Percentage
Very good & Good	30	100.000%
Very poor & Poor	0	0.000%
Neither good nor poor & Do not know	0	0.000%



## Hull Fracture Liaison Service Summary

Number of responses: 1

Experience	Amount	Percentage
Very good	1	100.000%
Good	0	0.000%
Neither good nor poor	0	0.000%
Poor	0	0.000%
Very poor	0	0.000%
Do not know	0	0.000%

Very good Good Neither good nor poor Poor  
Very poor Do not know



Experience	Amount	Percentage
Very good & Good	1	100.000%
Very poor & Poor	0	0.000%
Neither good nor poor & Do not know	0	0.000%

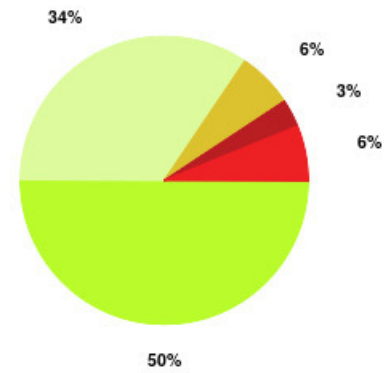


## Hull Urgent Care Summary

Number of responses: 32

Experience	Amount	Percentage
Very good	16	50.000%
Good	11	34.375%
Neither good nor poor	2	6.250%
Poor	1	3.125%
Very poor	2	6.250%
Do not know	0	0.000%

■ Very good
 ■ Good
 ■ Neither good nor poor
 ■ Poor
 ■ Very poor
 ■ Do not know



Experience	Amount	Percentage
Very good & Good	27	84.375%
Very poor & Poor	3	9.375%
Neither good nor poor & Do not know	2	6.250%

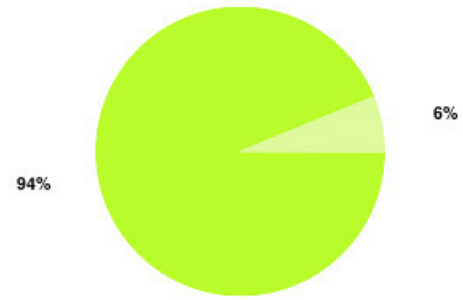


## Infant Feeding Service (SH) Summary

Number of responses: 16

Experience	Amount	Percentage
Very good	15	93.750%
Good	1	6.250%
Neither good nor poor	0	0.000%
Poor	0	0.000%
Very poor	0	0.000%
Do not know	0	0.000%

Very good Good Neither good nor poor Poor  
Very poor Do not know



Experience	Amount	Percentage
Very good & Good	16	100.000%
Very poor & Poor	0	0.000%
Neither good nor poor & Do not know	0	0.000%



**Intermediate Care Summary**

Number of responses: 0

---

**Intermediate Care (ER) Summary**

Number of responses: 0

---

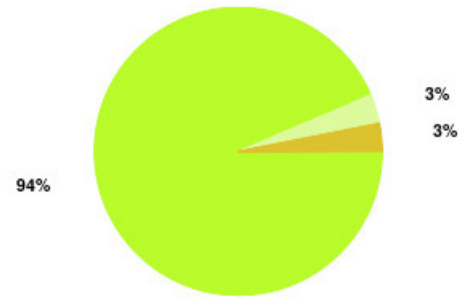


## Jean Bishop ICC Summary

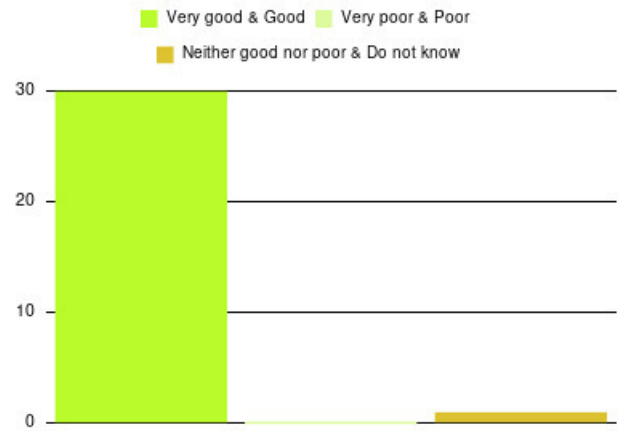
Number of responses: 31

Experience	Amount	Percentage
Very good	29	93.548%
Good	1	3.226%
Neither good nor poor	1	3.226%
Poor	0	0.000%
Very poor	0	0.000%
Do not know	0	0.000%

Very good Good Neither good nor poor Poor  
Very poor Do not know



Experience	Amount	Percentage
Very good & Good	30	96.774%
Very poor & Poor	0	0.000%
Neither good nor poor & Do not know	1	3.226%

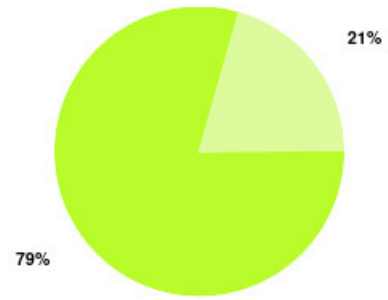


## Let's Talk (Hull) Summary

Number of responses: 29

Experience	Amount	Percentage
Very good	23	79.310%
Good	6	20.690%
Neither good nor poor	0	0.000%
Poor	0	0.000%
Very poor	0	0.000%
Do not know	0	0.000%

Very good Good Neither good nor poor Poor  
Very poor Do not know



Experience	Amount	Percentage
Very good & Good	29	100.000%
Very poor & Poor	0	0.000%
Neither good nor poor & Do not know	0	0.000%



**Let's Talk - Cruse Summary**

Number of responses: 0

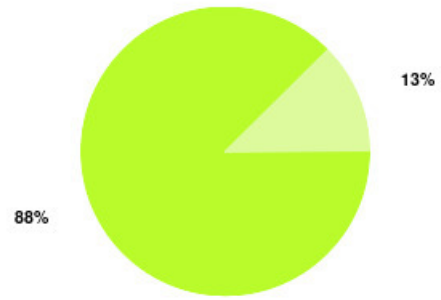
---

## Let's Talk - Employment Advisors Summary

Number of responses: 8

Experience	Amount	Percentage
Very good	7	87.500%
Good	1	12.500%
Neither good nor poor	0	0.000%
Poor	0	0.000%
Very poor	0	0.000%
Do not know	0	0.000%

Very good Good Neither good nor poor Poor  
Very poor Do not know



Experience	Amount	Percentage
Very good & Good	8	100.000%
Very poor & Poor	0	0.000%
Neither good nor poor & Do not know	0	0.000%

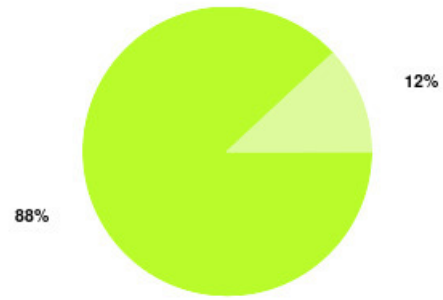


## Let's Talk - Focus Counselling Summary

Number of responses: 25

Experience	Amount	Percentage
Very good	22	88.000%
Good	3	12.000%
Neither good nor poor	0	0.000%
Poor	0	0.000%
Very poor	0	0.000%
Do not know	0	0.000%

Very good Good Neither good nor poor Poor  
Very poor Do not know



Experience	Amount	Percentage
Very good & Good	25	100.000%
Very poor & Poor	0	0.000%
Neither good nor poor & Do not know	0	0.000%



## Let's Talk - Good Day Therapy Summary

Number of responses: 7

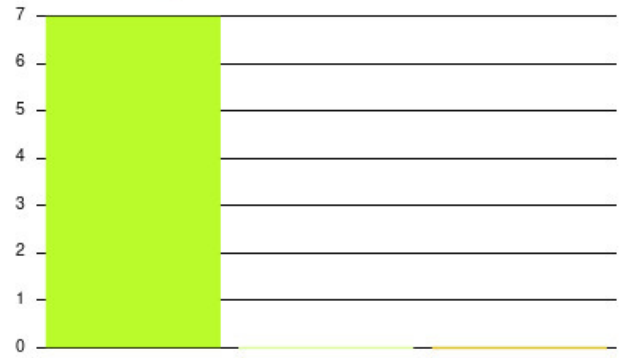
Experience	Amount	Percentage
Very good	7	100.000%
Good	0	0.000%
Neither good nor poor	0	0.000%
Poor	0	0.000%
Very poor	0	0.000%
Do not know	0	0.000%

Very good Good Neither good nor poor Poor  
Very poor Do not know



Experience	Amount	Percentage
Very good & Good	7	100.000%
Very poor & Poor	0	0.000%
Neither good nor poor & Do not know	0	0.000%

Very good & Good Very poor & Poor  
Neither good nor poor & Do not know



**Let's Talk - HEY Mind Summary**

Number of responses: 0

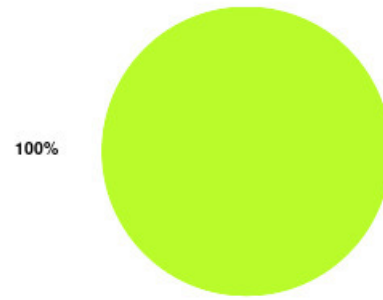
---

## Let's Talk - House of Light Summary

Number of responses: 4

Experience	Amount	Percentage
Very good	4	100.000%
Good	0	0.000%
Neither good nor poor	0	0.000%
Poor	0	0.000%
Very poor	0	0.000%
Do not know	0	0.000%

Very good Good Neither good nor poor Poor  
Very poor Do not know



Experience	Amount	Percentage
Very good & Good	4	100.000%
Very poor & Poor	0	0.000%
Neither good nor poor & Do not know	0	0.000%

Very good & Good Very poor & Poor  
Neither good nor poor & Do not know





**Let's Talk - Joan Pickard Ltd Summary**

Number of responses: 0

---

**Let's Talk - Relate Summary**

Number of responses: 0

---

## Let's Talk - S2BH Summary

Number of responses: 1

Experience	Amount	Percentage
Very good	1	100.000%
Good	0	0.000%
Neither good nor poor	0	0.000%
Poor	0	0.000%
Very poor	0	0.000%
Do not know	0	0.000%

Very good Good Neither good nor poor Poor  
Very poor Do not know



Experience	Amount	Percentage
Very good & Good	1	100.000%
Very poor & Poor	0	0.000%
Neither good nor poor & Do not know	0	0.000%



## Let's Talk - Temenos Summary

Number of responses: 2

Experience	Amount	Percentage
Very good	2	100.000%
Good	0	0.000%
Neither good nor poor	0	0.000%
Poor	0	0.000%
Very poor	0	0.000%
Do not know	0	0.000%

Very good Good Neither good nor poor Poor  
Very poor Do not know



Experience	Amount	Percentage
Very good & Good	2	100.000%
Very poor & Poor	0	0.000%
Neither good nor poor & Do not know	0	0.000%



**Lifestyle Referral (SH) Summary**

Number of responses: 0

---

## Liverpool Stop Smoking Service Summary

Number of responses: 43

Experience	Amount	Percentage
Very good	43	100.000%
Good	0	0.000%
Neither good nor poor	0	0.000%
Poor	0	0.000%
Very poor	0	0.000%
Do not know	0	0.000%

Very good Good Neither good nor poor Poor  
Very poor Do not know



Experience	Amount	Percentage
Very good & Good	43	100.000%
Very poor & Poor	0	0.000%
Neither good nor poor & Do not know	0	0.000%

Very good & Good Very poor & Poor  
Neither good nor poor & Do not know



**Local Outbreak Team Summary**

Number of responses: 0

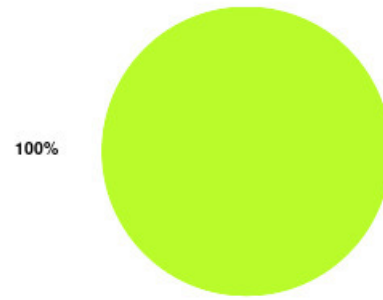
---

## Looked After Children Summary

Number of responses: 1

Experience	Amount	Percentage
Very good	1	100.000%
Good	0	0.000%
Neither good nor poor	0	0.000%
Poor	0	0.000%
Very poor	0	0.000%
Do not know	0	0.000%

Very good Good Neither good nor poor Poor  
Very poor Do not know



Experience	Amount	Percentage
Very good & Good	1	100.000%
Very poor & Poor	0	0.000%
Neither good nor poor & Do not know	0	0.000%



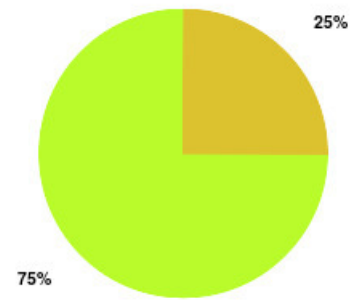


## Lymphoedema Summary

Number of responses: 4

Experience	Amount	Percentage
Very good	3	75.000%
Good	0	0.000%
Neither good nor poor	1	25.000%
Poor	0	0.000%
Very poor	0	0.000%
Do not know	0	0.000%

Very good Good Neither good nor poor Poor  
Very poor Do not know



Experience	Amount	Percentage
Very good & Good	3	75.000%
Very poor & Poor	0	0.000%
Neither good nor poor & Do not know	1	25.000%



**Lymphoedema (East Riding) Summary**

Number of responses: 0

---

**Macmillan Wolds Unit (Bridlington) Summary**

Number of responses: 0

---

**Medicines Management - Care Home Service Summary**

Number of responses: 0

---

## Mental Health Team (SH) Summary

Number of responses: 2

Experience	Amount	Percentage
Very good	2	100.000%
Good	0	0.000%
Neither good nor poor	0	0.000%
Poor	0	0.000%
Very poor	0	0.000%
Do not know	0	0.000%

Very good Good Neither good nor poor Poor  
Very poor Do not know



Experience	Amount	Percentage
Very good & Good	2	100.000%
Very poor & Poor	0	0.000%
Neither good nor poor & Do not know	0	0.000%

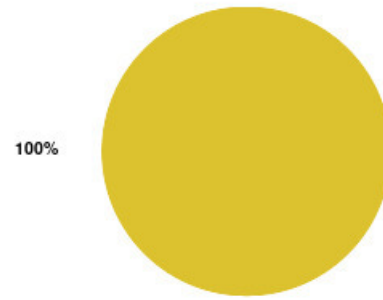


## MSK Physiotherapy Summary

Number of responses: 1

Experience	Amount	Percentage
Very good	0	0.000%
Good	0	0.000%
Neither good nor poor	1	100.000%
Poor	0	0.000%
Very poor	0	0.000%
Do not know	0	0.000%

Very good Good Neither good nor poor Poor  
Very poor Do not know



Experience	Amount	Percentage
Very good & Good	0	0.000%
Very poor & Poor	0	0.000%
Neither good nor poor & Do not know	1	100.000%

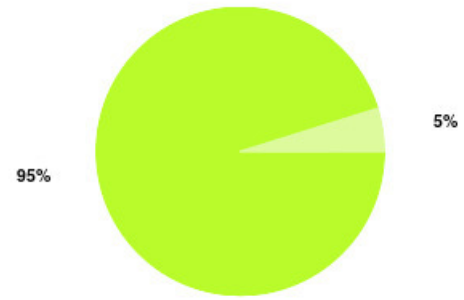


# MSK Physiotherapy - Alfred Bean Hospital Summary

Number of responses: 61

Experience	Amount	Percentage
Very good	58	95.082%
Good	3	4.918%
Neither good nor poor	0	0.000%
Poor	0	0.000%
Very poor	0	0.000%
Do not know	0	0.000%

Very good Good Neither good nor poor Poor  
Very poor Do not know



Experience	Amount	Percentage
Very good & Good	61	100.000%
Very poor & Poor	0	0.000%
Neither good nor poor & Do not know	0	0.000%

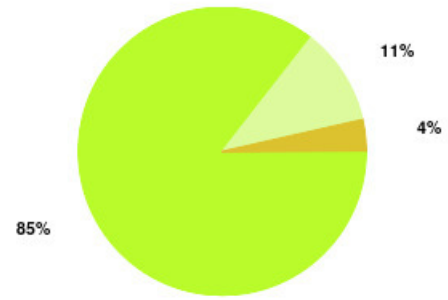


# MSK Physiotherapy - Bridlington Hospital Summary

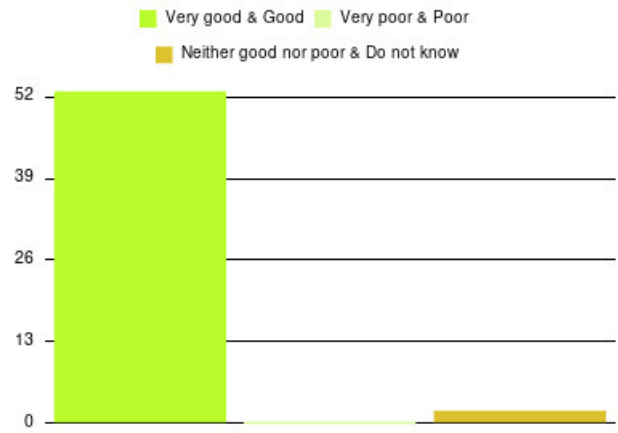
Number of responses: 55

Experience	Amount	Percentage
Very good	47	85.455%
Good	6	10.909%
Neither good nor poor	2	3.636%
Poor	0	0.000%
Very poor	0	0.000%
Do not know	0	0.000%

■ Very good 
 ■ Good 
 ■ Neither good nor poor 
 ■ Poor 
 ■ Very poor 
 ■ Do not know



Experience	Amount	Percentage
Very good & Good	53	96.364%
Very poor & Poor	0	0.000%
Neither good nor poor & Do not know	2	3.636%



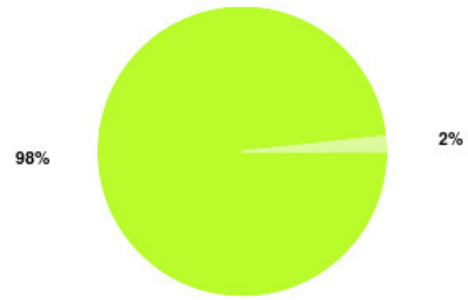


# MSK Physiotherapy - East Riding Community Hospital Summary

Number of responses: 56

Experience	Amount	Percentage
Very good	55	98.214%
Good	1	1.786%
Neither good nor poor	0	0.000%
Poor	0	0.000%
Very poor	0	0.000%
Do not know	0	0.000%

■ Very good 
 ■ Good 
 ■ Neither good nor poor 
 ■ Poor 
 ■ Very poor 
 ■ Do not know



Experience	Amount	Percentage
Very good & Good	56	100.000%
Very poor & Poor	0	0.000%
Neither good nor poor & Do not know	0	0.000%

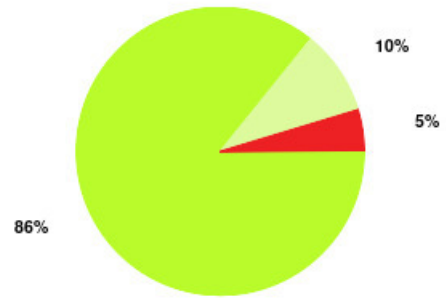


## MSK Physiotherapy - Goole & District Hospital Summary

Number of responses: 21

Experience	Amount	Percentage
Very good	18	85.714%
Good	2	9.524%
Neither good nor poor	0	0.000%
Poor	0	0.000%
Very poor	1	4.762%
Do not know	0	0.000%

■ Very good
 ■ Good
 ■ Neither good nor poor
 ■ Poor
 ■ Very poor
 ■ Do not know



Experience	Amount	Percentage
Very good & Good	20	95.238%
Very poor & Poor	1	4.762%
Neither good nor poor & Do not know	0	0.000%

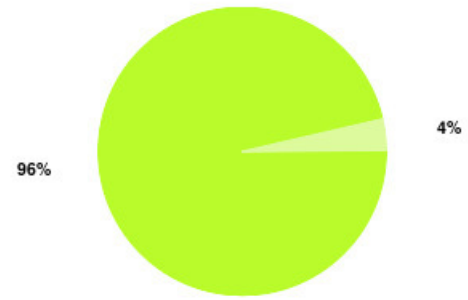


## MSK Physiotherapy - Hesse Health Centre Summary

Number of responses: 27

Experience	Amount	Percentage
Very good	26	96.296%
Good	1	3.704%
Neither good nor poor	0	0.000%
Poor	0	0.000%
Very poor	0	0.000%
Do not know	0	0.000%

Very good Good Neither good nor poor Poor  
Very poor Do not know



Experience	Amount	Percentage
Very good & Good	27	100.000%
Very poor & Poor	0	0.000%
Neither good nor poor & Do not know	0	0.000%

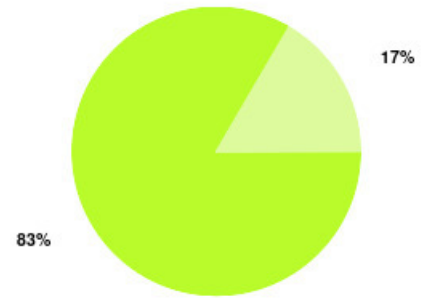


## MSK Physiotherapy - Hornsea Cottage Hospital Summary

Number of responses: 6

Experience	Amount	Percentage
Very good	5	83.333%
Good	1	16.667%
Neither good nor poor	0	0.000%
Poor	0	0.000%
Very poor	0	0.000%
Do not know	0	0.000%

Very good Good Neither good nor poor Poor  
Very poor Do not know



Experience	Amount	Percentage
Very good & Good	6	100.000%
Very poor & Poor	0	0.000%
Neither good nor poor & Do not know	0	0.000%

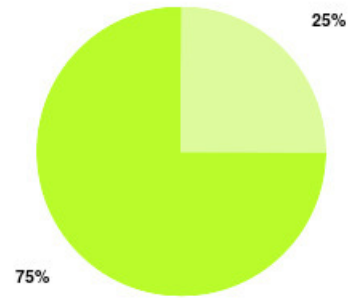


## MSK Physiotherapy - Telehealth Summary

Number of responses: 12

Experience	Amount	Percentage
Very good	9	75.000%
Good	3	25.000%
Neither good nor poor	0	0.000%
Poor	0	0.000%
Very poor	0	0.000%
Do not know	0	0.000%

Very good Good Neither good nor poor Poor  
Very poor Do not know



Experience	Amount	Percentage
Very good & Good	12	100.000%
Very poor & Poor	0	0.000%
Neither good nor poor & Do not know	0	0.000%

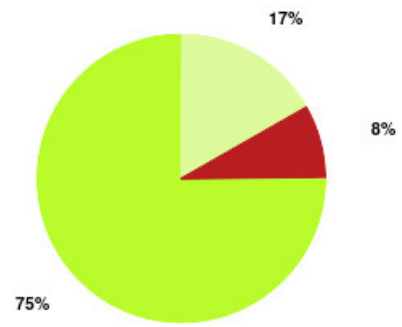


## MSK Physiotherapy - Withernsea Hospital Summary

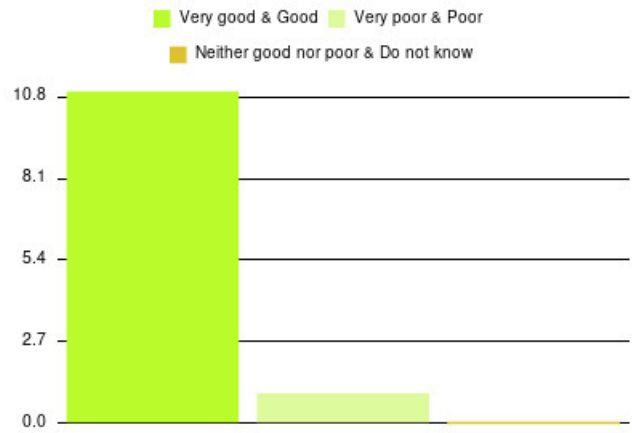
Number of responses: 12

Experience	Amount	Percentage
Very good	9	75.000%
Good	2	16.667%
Neither good nor poor	0	0.000%
Poor	1	8.333%
Very poor	0	0.000%
Do not know	0	0.000%

■ Very good
 ■ Good
 ■ Neither good nor poor
 ■ Poor
 ■ Very poor
 ■ Do not know



Experience	Amount	Percentage
Very good & Good	11	91.667%
Very poor & Poor	1	8.333%
Neither good nor poor & Do not know	0	0.000%



## Night Care Service (EOL) Summary

Number of responses: 0

---

**OccWellbeing Summary**

Number of responses: 0

---



**Oral Health (SH) Summary**

Number of responses: 0

---

## Oral Health Promotion Team Summary

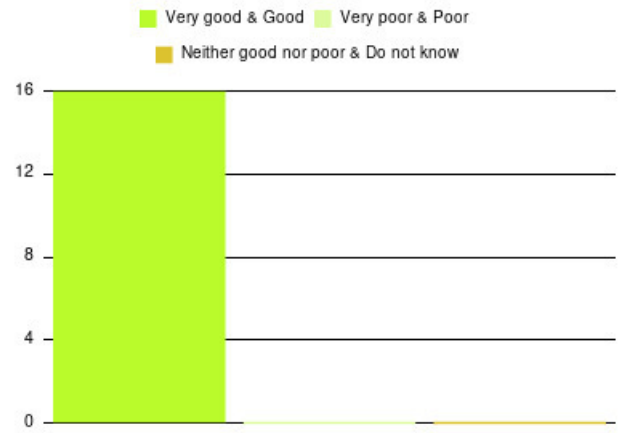
Number of responses: 16

Experience	Amount	Percentage
Very good	16	100.000%
Good	0	0.000%
Neither good nor poor	0	0.000%
Poor	0	0.000%
Very poor	0	0.000%
Do not know	0	0.000%

Very good Good Neither good nor poor Poor  
Very poor Do not know



Experience	Amount	Percentage
Very good & Good	16	100.000%
Very poor & Poor	0	0.000%
Neither good nor poor & Do not know	0	0.000%



**Out of Hours Nursing (East Riding) Summary**

Number of responses: 0

---

## Out of Hours Nursing (EOL) Summary

Number of responses: 0

---

## Pain Management - ER & VoY Summary

Number of responses: 10

Experience	Amount	Percentage
Very good	10	100.000%
Good	0	0.000%
Neither good nor poor	0	0.000%
Poor	0	0.000%
Very poor	0	0.000%
Do not know	0	0.000%

Very good Good Neither good nor poor Poor  
Very poor Do not know



Experience	Amount	Percentage
Very good & Good	10	100.000%
Very poor & Poor	0	0.000%
Neither good nor poor & Do not know	0	0.000%

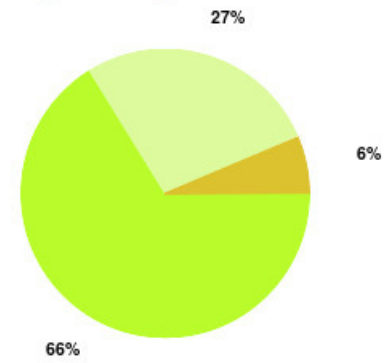


## Pain Management - Hull Summary

Number of responses: 62

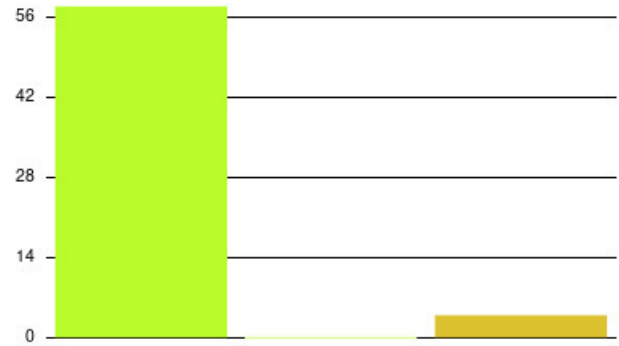
Experience	Amount	Percentage
Very good	41	66.129%
Good	17	27.419%
Neither good nor poor	4	6.452%
Poor	0	0.000%
Very poor	0	0.000%
Do not know	0	0.000%

■ Very good
 ■ Good
 ■ Neither good nor poor
 ■ Poor
 ■ Very poor
 ■ Do not know



Experience	Amount	Percentage
Very good & Good	58	93.548%
Very poor & Poor	0	0.000%
Neither good nor poor & Do not know	4	6.452%

■ Very good & Good
 ■ Very poor & Poor
 ■ Neither good nor poor & Do not know



## Parkinson's Hub (ICC) Summary

Number of responses: 0

---

**PAUL for Brain recovery Summary**

Number of responses: 0

---



**Pharmacies Summary**

Number of responses: 0

---

**Phlebotomy - Withernsea Hospital Summary**

Number of responses: 0

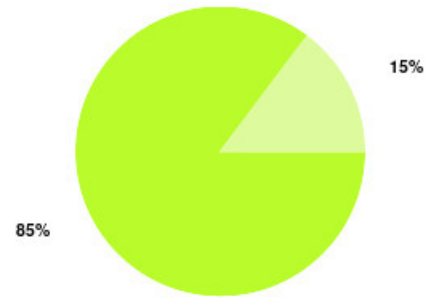
---

## Podiatry (ER - Beverley) Summary

Number of responses: 54

Experience	Amount	Percentage
Very good	46	85.185%
Good	8	14.815%
Neither good nor poor	0	0.000%
Poor	0	0.000%
Very poor	0	0.000%
Do not know	0	0.000%

Very good Good Neither good nor poor Poor  
Very poor Do not know



Experience	Amount	Percentage
Very good & Good	54	100.000%
Very poor & Poor	0	0.000%
Neither good nor poor & Do not know	0	0.000%

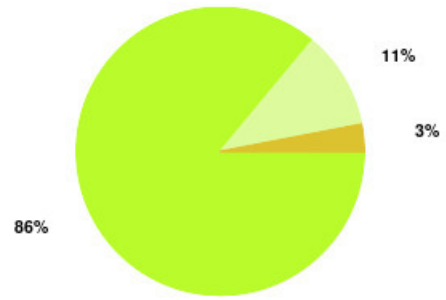


## Podiatry (ER - Bridlington) Summary

Number of responses: 64

Experience	Amount	Percentage
Very good	55	85.938%
Good	7	10.938%
Neither good nor poor	2	3.125%
Poor	0	0.000%
Very poor	0	0.000%
Do not know	0	0.000%

■ Very good 
 ■ Good 
 ■ Neither good nor poor 
 ■ Poor 
 ■ Very poor 
 ■ Do not know



Experience	Amount	Percentage
Very good & Good	62	96.875%
Very poor & Poor	0	0.000%
Neither good nor poor & Do not know	2	3.125%

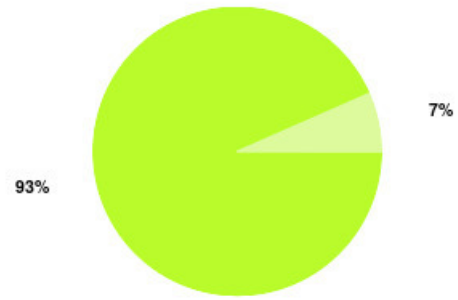


## Podiatry (ER - Driffield) Summary

Number of responses: 30

Experience	Amount	Percentage
Very good	28	93.333%
Good	2	6.667%
Neither good nor poor	0	0.000%
Poor	0	0.000%
Very poor	0	0.000%
Do not know	0	0.000%

Very good Good Neither good nor poor Poor  
Very poor Do not know



Experience	Amount	Percentage
Very good & Good	30	100.000%
Very poor & Poor	0	0.000%
Neither good nor poor & Do not know	0	0.000%

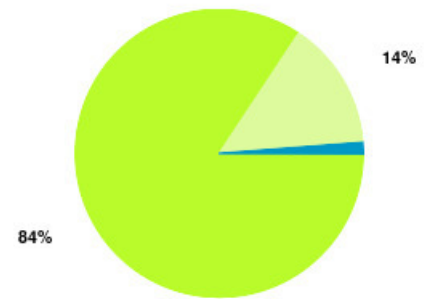


## Podiatry (ER - Goole) Summary

Number of responses: 76


Experience	Amount	Percentage
Very good	64	84.211%
Good	11	14.474%
Neither good nor poor	0	0.000%
Poor	0	0.000%
Very poor	0	0.000%
Do not know	1	1.316%

Very good Good Neither good nor poor Poor  
Very poor Do not know



Experience	Amount	Percentage
Very good & Good	75	98.684%
Very poor & Poor	0	0.000%
Neither good nor poor & Do not know	1	1.316%

Very good & Good Very poor & Poor  
Neither good nor poor & Do not know



**Podiatry (ER - Hedon/Rosedale) Summary**

Number of responses: 0

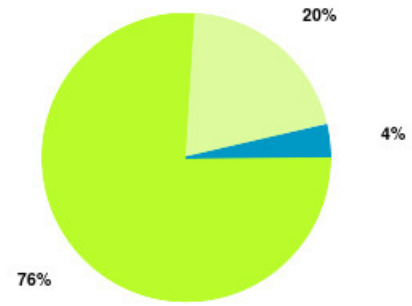
---

## Podiatry (ER - Hesse) Summary

Number of responses: 54

Experience	Amount	Percentage
Very good	41	75.926%
Good	11	20.370%
Neither good nor poor	0	0.000%
Poor	0	0.000%
Very poor	0	0.000%
Do not know	2	3.704%

■ Very good
 ■ Good
 ■ Neither good nor poor
 ■ Poor
 ■ Very poor
 ■ Do not know



Experience	Amount	Percentage
Very good & Good	52	96.296%
Very poor & Poor	0	0.000%
Neither good nor poor & Do not know	2	3.704%

■ Very good & Good
 ■ Very poor & Poor
 ■ Neither good nor poor & Do not know



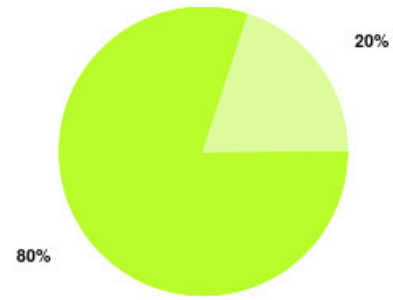


## Podiatry (ER - Home visits) Summary

Number of responses: 10

Experience	Amount	Percentage
Very good	8	80.000%
Good	2	20.000%
Neither good nor poor	0	0.000%
Poor	0	0.000%
Very poor	0	0.000%
Do not know	0	0.000%

Very good Good Neither good nor poor Poor  
Very poor Do not know



Experience	Amount	Percentage
Very good & Good	10	100.000%
Very poor & Poor	0	0.000%
Neither good nor poor & Do not know	0	0.000%

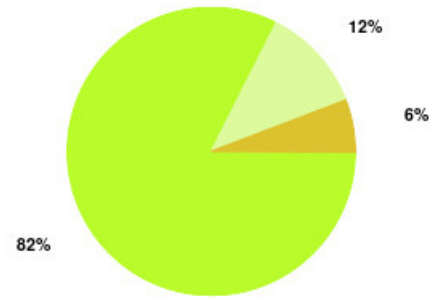


## Podiatry (ER - Hornsea) Summary

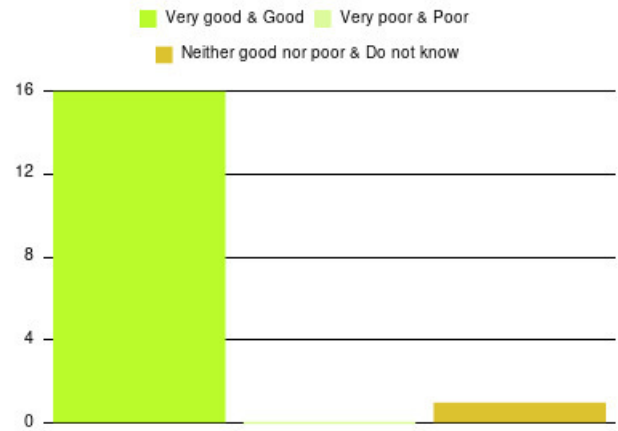
Number of responses: 17

Experience	Amount	Percentage
Very good	14	82.353%
Good	2	11.765%
Neither good nor poor	1	5.882%
Poor	0	0.000%
Very poor	0	0.000%
Do not know	0	0.000%

■ Very good 
 ■ Good 
 ■ Neither good nor poor 
 ■ Poor 
 ■ Very poor 
 ■ Do not know



Experience	Amount	Percentage
Very good & Good	16	94.118%
Very poor & Poor	0	0.000%
Neither good nor poor & Do not know	1	5.882%



## Podiatry (ER - Market Weighton) Summary

Number of responses: 8

Experience	Amount	Percentage
Very good	8	100.000%
Good	0	0.000%
Neither good nor poor	0	0.000%
Poor	0	0.000%
Very poor	0	0.000%
Do not know	0	0.000%

Very good Good Neither good nor poor Poor  
Very poor Do not know



Experience	Amount	Percentage
Very good & Good	8	100.000%
Very poor & Poor	0	0.000%
Neither good nor poor & Do not know	0	0.000%

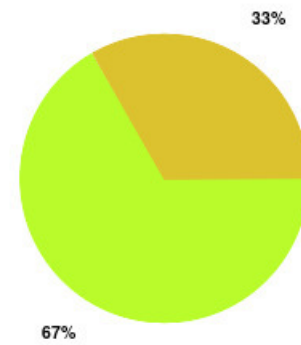


## Podiatry (ER - MSK) Summary

Number of responses: 3

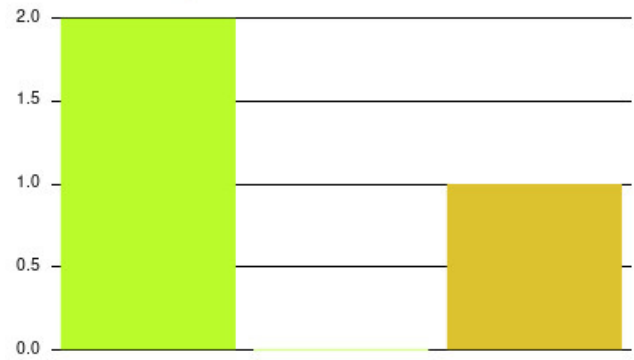
Experience	Amount	Percentage
Very good	2	66.667%
Good	0	0.000%
Neither good nor poor	1	33.333%
Poor	0	0.000%
Very poor	0	0.000%
Do not know	0	0.000%

■ Very good
 ■ Good
 ■ Neither good nor poor
 ■ Poor
 ■ Very poor
 ■ Do not know



Experience	Amount	Percentage
Very good & Good	2	66.667%
Very poor & Poor	0	0.000%
Neither good nor poor & Do not know	1	33.333%

■ Very good & Good
 ■ Very poor & Poor
 ■ Neither good nor poor & Do not know

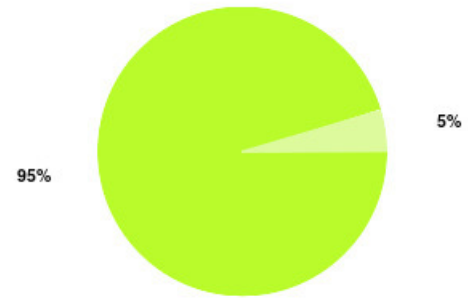


## Podiatry (ER - Withernsea) Summary

Number of responses: 43

Experience	Amount	Percentage
Very good	41	95.349%
Good	2	4.651%
Neither good nor poor	0	0.000%
Poor	0	0.000%
Very poor	0	0.000%
Do not know	0	0.000%

Very good Good Neither good nor poor Poor  
Very poor Do not know



Experience	Amount	Percentage
Very good & Good	43	100.000%
Very poor & Poor	0	0.000%
Neither good nor poor & Do not know	0	0.000%

Very good & Good Very poor & Poor  
Neither good nor poor & Do not know

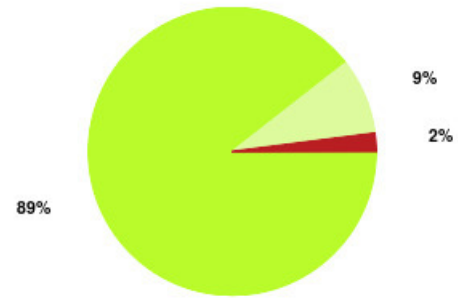


## Podiatry (Hull - Allam Diabetes Centre) Summary

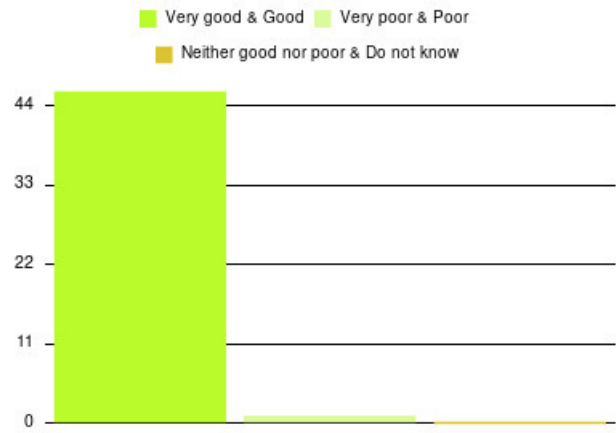
Number of responses: 47

Experience	Amount	Percentage
Very good	42	89.362%
Good	4	8.511%
Neither good nor poor	0	0.000%
Poor	1	2.128%
Very poor	0	0.000%
Do not know	0	0.000%

■ Very good
 ■ Good
 ■ Neither good nor poor
 ■ Poor
 ■ Very poor
 ■ Do not know



Experience	Amount	Percentage
Very good & Good	46	97.872%
Very poor & Poor	1	2.128%
Neither good nor poor & Do not know	0	0.000%

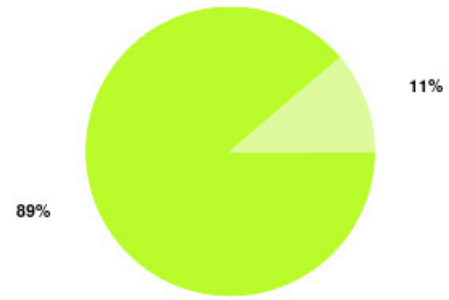


## Podiatry (Hull - Bransholme HC) Summary

Number of responses: 62

Experience	Amount	Percentage
Very good	55	88.710%
Good	7	11.290%
Neither good nor poor	0	0.000%
Poor	0	0.000%
Very poor	0	0.000%
Do not know	0	0.000%

■ Very good
 ■ Good
 ■ Neither good nor poor
 ■ Poor
 ■ Very poor
 ■ Do not know



Experience	Amount	Percentage
Very good & Good	62	100.000%
Very poor & Poor	0	0.000%
Neither good nor poor & Do not know	0	0.000%



**Podiatry (Hull - Dialysis clinic) Summary**

Number of responses: 0

---

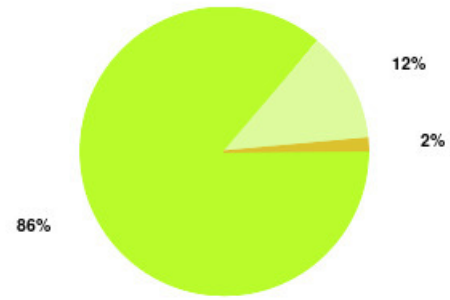


## Podiatry (Hull - Elliott Chappell HC) Summary

Number of responses: 65

Experience	Amount	Percentage
Very good	56	86.154%
Good	8	12.308%
Neither good nor poor	1	1.538%
Poor	0	0.000%
Very poor	0	0.000%
Do not know	0	0.000%

■ Very good 
 ■ Good 
 ■ Neither good nor poor 
 ■ Poor 
 ■ Very poor 
 ■ Do not know



Experience	Amount	Percentage
Very good & Good	64	98.462%
Very poor & Poor	0	0.000%
Neither good nor poor & Do not know	1	1.538%



**Podiatry (Hull - HMP Hull) Summary**

Number of responses: 0

---

## Podiatry (Hull - Home visits) Summary

Number of responses: 6

Experience	Amount	Percentage
Very good	6	100.000%
Good	0	0.000%
Neither good nor poor	0	0.000%
Poor	0	0.000%
Very poor	0	0.000%
Do not know	0	0.000%

Very good Good Neither good nor poor Poor  
Very poor Do not know



Experience	Amount	Percentage
Very good & Good	6	100.000%
Very poor & Poor	0	0.000%
Neither good nor poor & Do not know	0	0.000%

Very good & Good Very poor & Poor  
Neither good nor poor & Do not know



**Podiatry (Hull - Homeless Service) Summary**

Number of responses: 0

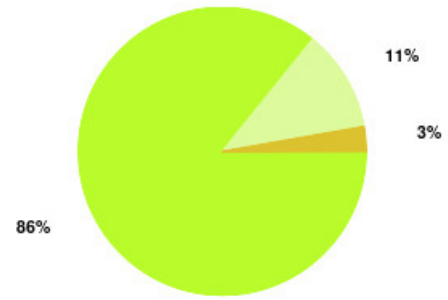
---

## Podiatry (Hull - Longhill HC) Summary

Number of responses: 35

Experience	Amount	Percentage
Very good	30	85.714%
Good	4	11.429%
Neither good nor poor	1	2.857%
Poor	0	0.000%
Very poor	0	0.000%
Do not know	0	0.000%

■ Very good
 ■ Good
 ■ Neither good nor poor
 ■ Poor
 ■ Very poor
 ■ Do not know



Experience	Amount	Percentage
Very good & Good	34	97.143%
Very poor & Poor	0	0.000%
Neither good nor poor & Do not know	1	2.857%

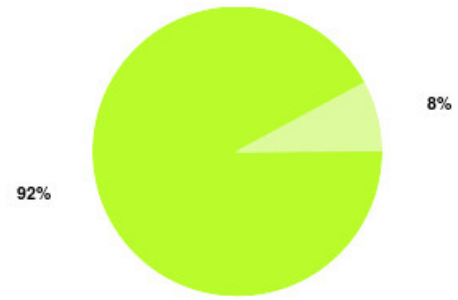


## Podiatry (Hull - Morrill St) Summary

Number of responses: 63

Experience	Amount	Percentage
Very good	58	92.063%
Good	5	7.937%
Neither good nor poor	0	0.000%
Poor	0	0.000%
Very poor	0	0.000%
Do not know	0	0.000%

■ Very good
 ■ Good
 ■ Neither good nor poor
 ■ Poor
 ■ Very poor
 ■ Do not know



Experience	Amount	Percentage
Very good & Good	63	100.000%
Very poor & Poor	0	0.000%
Neither good nor poor & Do not know	0	0.000%



**Podiatry (Hull - Nail clinic) Summary**

Number of responses: 0

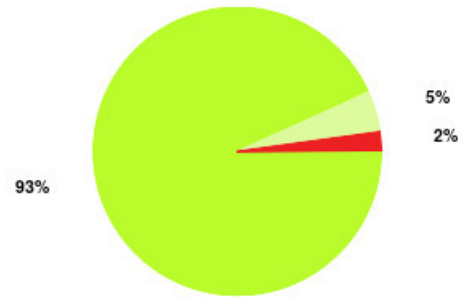
---

## Podiatry (Hull - Newington HC) Summary

Number of responses: 44

Experience	Amount	Percentage
Very good	41	93.182%
Good	2	4.545%
Neither good nor poor	0	0.000%
Poor	0	0.000%
Very poor	1	2.273%
Do not know	0	0.000%

■ Very good
 ■ Good
 ■ Neither good nor poor
 ■ Poor
 ■ Very poor
 ■ Do not know



Experience	Amount	Percentage
Very good & Good	43	97.727%
Very poor & Poor	1	2.273%
Neither good nor poor & Do not know	0	0.000%

■ Very good & Good
 ■ Very poor & Poor
 ■ Neither good nor poor & Do not know



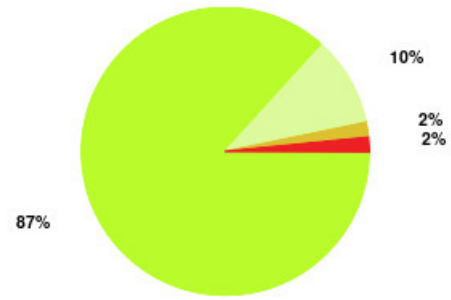


## Podiatry (Hull - Orchard Centre) Summary

Number of responses: 60

Experience	Amount	Percentage
Very good	52	86.667%
Good	6	10.000%
Neither good nor poor	1	1.667%
Poor	0	0.000%
Very poor	1	1.667%
Do not know	0	0.000%

■ Very good
 ■ Good
 ■ Neither good nor poor
 ■ Poor
 ■ Very poor
 ■ Do not know



Experience	Amount	Percentage
Very good & Good	58	96.667%
Very poor & Poor	1	1.667%
Neither good nor poor & Do not know	1	1.667%



## Podiatry (Hull - Rheumatology H.R.I.) Summary

Number of responses: 1

Experience	Amount	Percentage
Very good	1	100.000%
Good	0	0.000%
Neither good nor poor	0	0.000%
Poor	0	0.000%
Very poor	0	0.000%
Do not know	0	0.000%

Very good Good Neither good nor poor Poor  
Very poor Do not know



Experience	Amount	Percentage
Very good & Good	1	100.000%
Very poor & Poor	0	0.000%
Neither good nor poor & Do not know	0	0.000%



**Podiatry (Hull - Terry St) Summary**

Number of responses: 0

---

**Podiatry (Hull - The Crossings) Summary**

Number of responses: 0

---

## Podiatry (Hull - Ward visits) Summary

Number of responses: 1

Experience	Amount	Percentage
Very good	1	100.000%
Good	0	0.000%
Neither good nor poor	0	0.000%
Poor	0	0.000%
Very poor	0	0.000%
Do not know	0	0.000%

Very good Good Neither good nor poor Poor  
Very poor Do not know



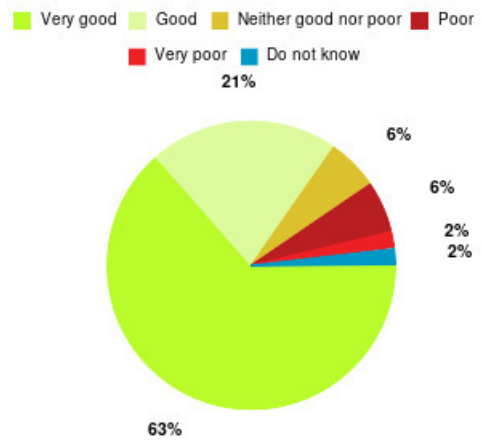
Experience	Amount	Percentage
Very good & Good	1	100.000%
Very poor & Poor	0	0.000%
Neither good nor poor & Do not know	0	0.000%



## Podiatry (telephone appointment) Summary

Number of responses: 52

Experience	Amount	Percentage
Very good	33	63.462%
Good	11	21.154%
Neither good nor poor	3	5.769%
Poor	3	5.769%
Very poor	1	1.923%
Do not know	1	1.923%



Experience	Amount	Percentage
Very good & Good	44	84.615%
Very poor & Poor	4	7.692%
Neither good nor poor & Do not know	4	7.692%



**Primary Care - Mental Health Coordinator Summary**

Number of responses: 0

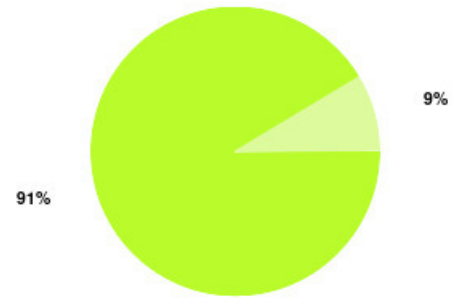
---

## Pulmonary Rehab (ER) Summary

Number of responses: 23

Experience	Amount	Percentage
Very good	21	91.304%
Good	2	8.696%
Neither good nor poor	0	0.000%
Poor	0	0.000%
Very poor	0	0.000%
Do not know	0	0.000%

■ Very good
 ■ Good
 ■ Neither good nor poor
 ■ Poor
 ■ Very poor
 ■ Do not know



Experience	Amount	Percentage
Very good & Good	23	100.000%
Very poor & Poor	0	0.000%
Neither good nor poor & Do not know	0	0.000%





## Pulmonary Rehab (Hull) Summary

Number of responses: 11

Experience	Amount	Percentage
Very good	11	100.000%
Good	0	0.000%
Neither good nor poor	0	0.000%
Poor	0	0.000%
Very poor	0	0.000%
Do not know	0	0.000%

Very good Good Neither good nor poor Poor  
Very poor Do not know



Experience	Amount	Percentage
Very good & Good	11	100.000%
Very poor & Poor	0	0.000%
Neither good nor poor & Do not know	0	0.000%

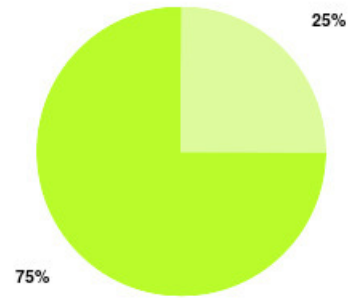


## Rossmore Summary

Number of responses: 8

Experience	Amount	Percentage
Very good	6	75.000%
Good	2	25.000%
Neither good nor poor	0	0.000%
Poor	0	0.000%
Very poor	0	0.000%
Do not know	0	0.000%

Very good Good Neither good nor poor Poor  
Very poor Do not know



Experience	Amount	Percentage
Very good & Good	8	100.000%
Very poor & Poor	0	0.000%
Neither good nor poor & Do not know	0	0.000%



**School Health + Summary**

Number of responses: 0

---

**Sexual Health - Erectile Dysfunction (East Riding) Summary**

Number of responses: 0

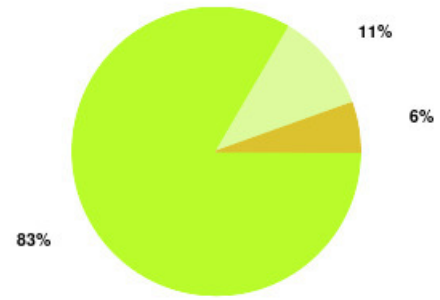
---

## Sexual Health - Erectile Dysfunction (Hull) Summary

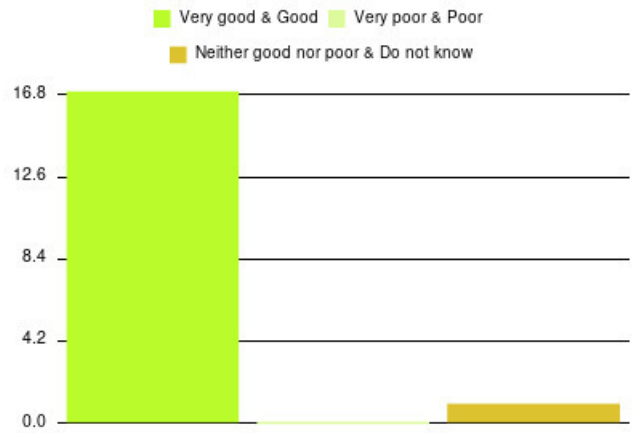
Number of responses: 18

Experience	Amount	Percentage
Very good	15	83.333%
Good	2	11.111%
Neither good nor poor	1	5.556%
Poor	0	0.000%
Very poor	0	0.000%
Do not know	0	0.000%

■ Very good 
 ■ Good 
 ■ Neither good nor poor 
 ■ Poor 
 ■ Very poor 
 ■ Do not know



Experience	Amount	Percentage
Very good & Good	17	94.444%
Very poor & Poor	0	0.000%
Neither good nor poor & Do not know	1	5.556%

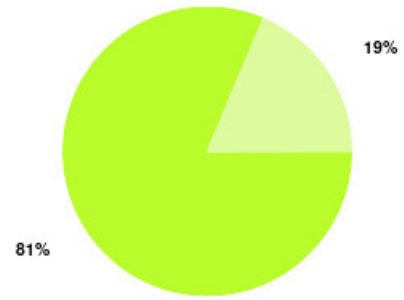


## Sexual Health - GUM & Family Planning (East Riding) Summary

Number of responses: 32

Experience	Amount	Percentage
Very good	26	81.250%
Good	6	18.750%
Neither good nor poor	0	0.000%
Poor	0	0.000%
Very poor	0	0.000%
Do not know	0	0.000%

■ Very good
 ■ Good
 ■ Neither good nor poor
 ■ Poor
 ■ Very poor
 ■ Do not know



Experience	Amount	Percentage
Very good & Good	32	100.000%
Very poor & Poor	0	0.000%
Neither good nor poor & Do not know	0	0.000%

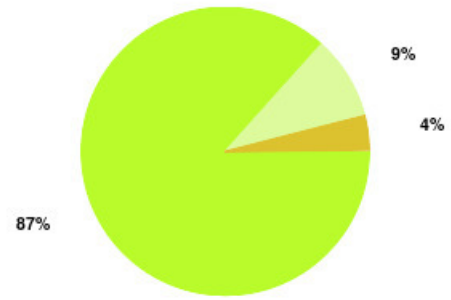


## Sexual Health - GUM & Family Planning (Hull) Summary

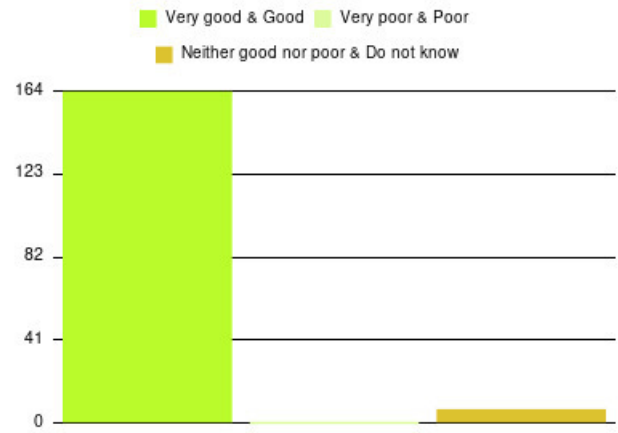
Number of responses: 171

Experience	Amount	Percentage
Very good	148	86.550%
Good	16	9.357%
Neither good nor poor	7	4.094%
Poor	0	0.000%
Very poor	0	0.000%
Do not know	0	0.000%

■ Very good
 ■ Good
 ■ Neither good nor poor
 ■ Poor
 ■ Very poor
 ■ Do not know



Experience	Amount	Percentage
Very good & Good	164	95.906%
Very poor & Poor	0	0.000%
Neither good nor poor & Do not know	7	4.094%



**Sexual Health - Outreach (East Riding) Summary**

Number of responses: 0

---



## Sexual Health - Outreach (Hull) Summary

Number of responses: 4

Experience	Amount	Percentage
Very good	4	100.000%
Good	0	0.000%
Neither good nor poor	0	0.000%
Poor	0	0.000%
Very poor	0	0.000%
Do not know	0	0.000%

Very good Good Neither good nor poor Poor  
Very poor Do not know



Experience	Amount	Percentage
Very good & Good	4	100.000%
Very poor & Poor	0	0.000%
Neither good nor poor & Do not know	0	0.000%

Very good & Good Very poor & Poor  
Neither good nor poor & Do not know



**Sexual Health - Ultrasound (Hull) Summary**

Number of responses: 0

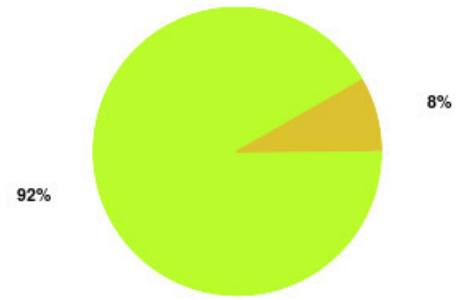
---

## Sexual Health - Unplanned Pregnancy Service Summary

Number of responses: 12

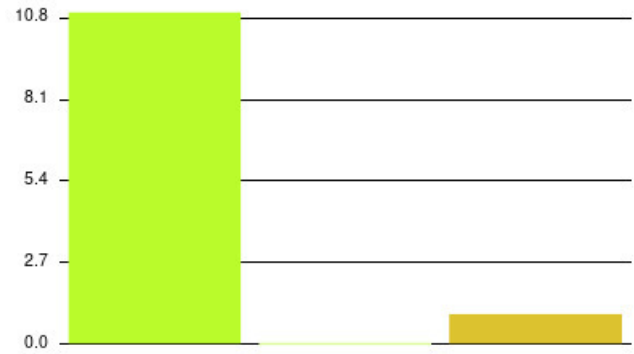
Experience	Amount	Percentage
Very good	11	91.667%
Good	0	0.000%
Neither good nor poor	1	8.333%
Poor	0	0.000%
Very poor	0	0.000%
Do not know	0	0.000%

■ Very good
 ■ Good
 ■ Neither good nor poor
 ■ Poor
 ■ Very poor
 ■ Do not know



Experience	Amount	Percentage
Very good & Good	11	91.667%
Very poor & Poor	0	0.000%
Neither good nor poor & Do not know	1	8.333%

■ Very good & Good
 ■ Very poor & Poor
 ■ Neither good nor poor & Do not know

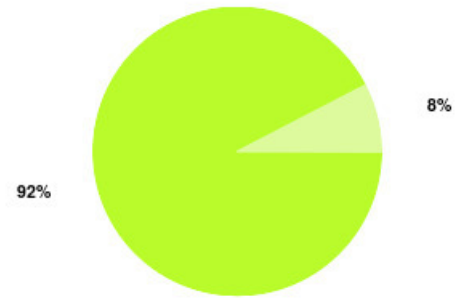


## Sexual Health - Vasectomy (Hull) Summary

Number of responses: 13

Experience	Amount	Percentage
Very good	12	92.308%
Good	1	7.692%
Neither good nor poor	0	0.000%
Poor	0	0.000%
Very poor	0	0.000%
Do not know	0	0.000%

■ Very good
 ■ Good
 ■ Neither good nor poor
 ■ Poor
 ■ Very poor
 ■ Do not know



Experience	Amount	Percentage
Very good & Good	13	100.000%
Very poor & Poor	0	0.000%
Neither good nor poor & Do not know	0	0.000%



## Sexual Health - Women's Health (East Riding) Summary

Number of responses: 1

Experience	Amount	Percentage
Very good	1	100.000%
Good	0	0.000%
Neither good nor poor	0	0.000%
Poor	0	0.000%
Very poor	0	0.000%
Do not know	0	0.000%

Very good Good Neither good nor poor Poor  
Very poor Do not know



Experience	Amount	Percentage
Very good & Good	1	100.000%
Very poor & Poor	0	0.000%
Neither good nor poor & Do not know	0	0.000%

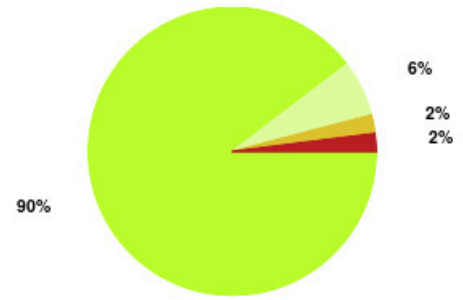


## Sexual Health - Women's Health (Hull) Summary

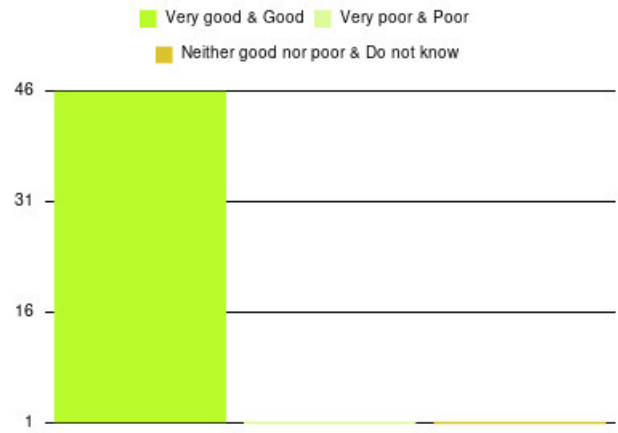
Number of responses: 48

Experience	Amount	Percentage
Very good	43	89.583%
Good	3	6.250%
Neither good nor poor	1	2.083%
Poor	1	2.083%
Very poor	0	0.000%
Do not know	0	0.000%

■ Very good   
 ■ Good   
 ■ Neither good nor poor   
 ■ Poor  
■ Very poor   
 ■ Do not know



Experience	Amount	Percentage
Very good & Good	46	95.833%
Very poor & Poor	1	2.083%
Neither good nor poor & Do not know	1	2.083%



## Smokefree (Knowsley) Summary

Number of responses: 21

Experience	Amount	Percentage
Very good	21	100.000%
Good	0	0.000%
Neither good nor poor	0	0.000%
Poor	0	0.000%
Very poor	0	0.000%
Do not know	0	0.000%

Very good Good Neither good nor poor Poor  
Very poor Do not know



Experience	Amount	Percentage
Very good & Good	21	100.000%
Very poor & Poor	0	0.000%
Neither good nor poor & Do not know	0	0.000%

Very good & Good Very poor & Poor  
Neither good nor poor & Do not know

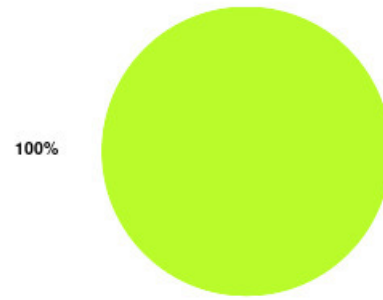


## Smokefree (St Helens) Summary

Number of responses: 2

Experience	Amount	Percentage
Very good	2	100.000%
Good	0	0.000%
Neither good nor poor	0	0.000%
Poor	0	0.000%
Very poor	0	0.000%
Do not know	0	0.000%

Very good Good Neither good nor poor Poor  
Very poor Do not know



Experience	Amount	Percentage
Very good & Good	2	100.000%
Very poor & Poor	0	0.000%
Neither good nor poor & Do not know	0	0.000%





## Specialist Palliative Care Services (EOL) Summary

Number of responses: 0

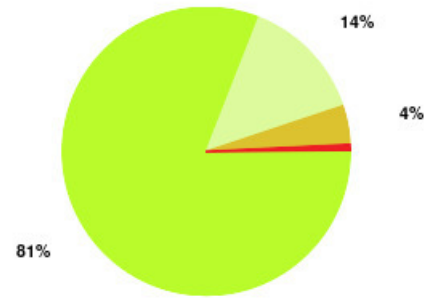
---

## Specialist Weight Management Services Summary

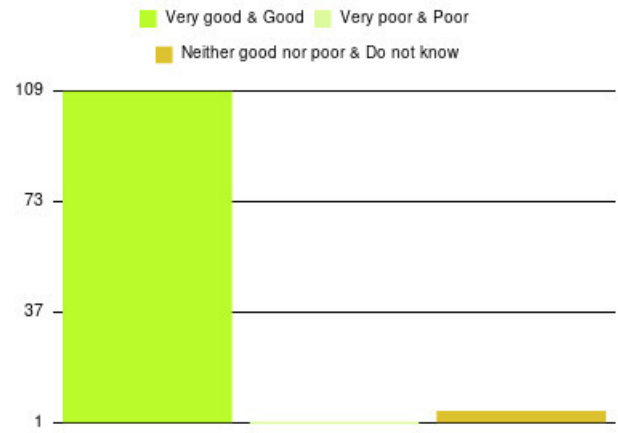
Number of responses: 115

Experience	Amount	Percentage
Very good	93	80.870%
Good	16	13.913%
Neither good nor poor	5	4.348%
Poor	0	0.000%
Very poor	1	0.870%
Do not know	0	0.000%

■ Very good
 ■ Good
 ■ Neither good nor poor
 ■ Poor
 ■ Very poor
 ■ Do not know



Experience	Amount	Percentage
Very good & Good	109	94.783%
Very poor & Poor	1	0.870%
Neither good nor poor & Do not know	5	4.348%

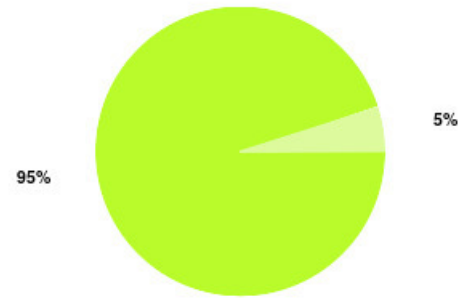


# Speech and Language Therapy (East Riding) Summary

Number of responses: 20

Experience	Amount	Percentage
Very good	19	95.000%
Good	1	5.000%
Neither good nor poor	0	0.000%
Poor	0	0.000%
Very poor	0	0.000%
Do not know	0	0.000%

Very good Good Neither good nor poor Poor  
Very poor Do not know



Experience	Amount	Percentage
Very good & Good	20	100.000%
Very poor & Poor	0	0.000%
Neither good nor poor & Do not know	0	0.000%



# Speech and Language Therapy (Hull) Summary

Number of responses: 14

Experience	Amount	Percentage
Very good	14	100.000%
Good	0	0.000%
Neither good nor poor	0	0.000%
Poor	0	0.000%
Very poor	0	0.000%
Do not know	0	0.000%

Very good Good Neither good nor poor Poor  
Very poor Do not know



Experience	Amount	Percentage
Very good & Good	14	100.000%
Very poor & Poor	0	0.000%
Neither good nor poor & Do not know	0	0.000%

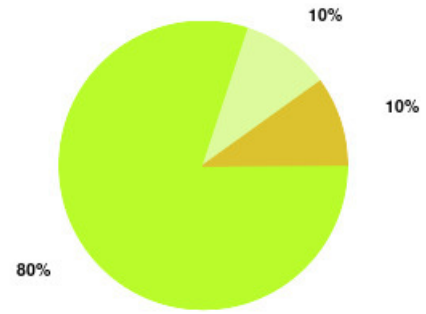


## Story Street Walk In Summary

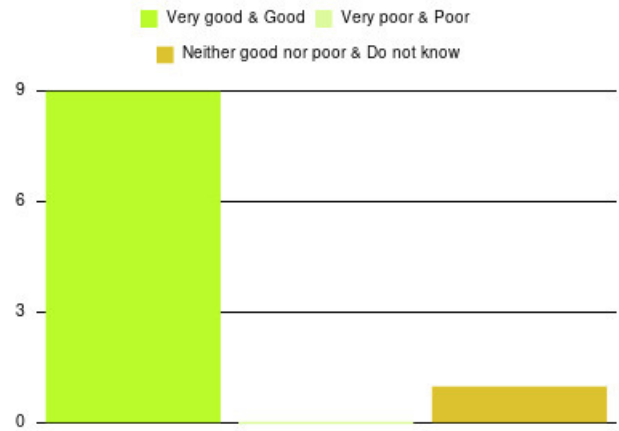
Number of responses: 10

Experience	Amount	Percentage
Very good	8	80.000%
Good	1	10.000%
Neither good nor poor	1	10.000%
Poor	0	0.000%
Very poor	0	0.000%
Do not know	0	0.000%

Very good Good Neither good nor poor Poor  
Very poor Do not know



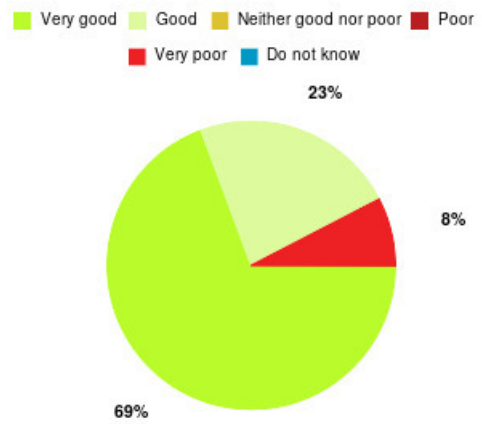
Experience	Amount	Percentage
Very good & Good	9	90.000%
Very poor & Poor	0	0.000%
Neither good nor poor & Do not know	1	10.000%



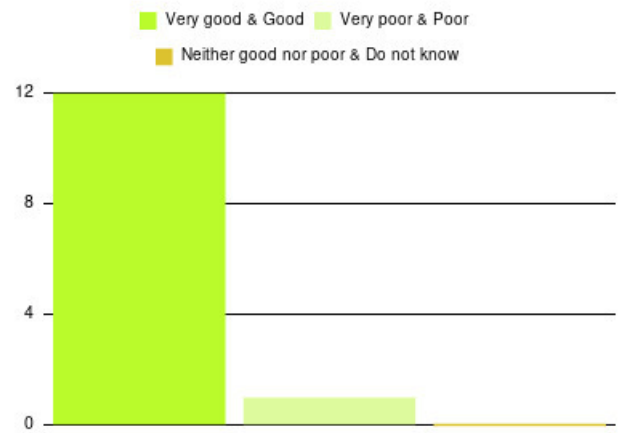
## Stroke Team (East Riding) Summary

Number of responses: 13

Experience	Amount	Percentage
Very good	9	69.231%
Good	3	23.077%
Neither good nor poor	0	0.000%
Poor	0	0.000%
Very poor	1	7.692%
Do not know	0	0.000%



Experience	Amount	Percentage
Very good & Good	12	92.308%
Very poor & Poor	1	7.692%
Neither good nor poor & Do not know	0	0.000%



## Stroke Team (Hull) Summary

Number of responses: 3

Experience	Amount	Percentage
Very good	3	100.000%
Good	0	0.000%
Neither good nor poor	0	0.000%
Poor	0	0.000%
Very poor	0	0.000%
Do not know	0	0.000%

Very good Good Neither good nor poor Poor  
Very poor Do not know



Experience	Amount	Percentage
Very good & Good	3	100.000%
Very poor & Poor	0	0.000%
Neither good nor poor & Do not know	0	0.000%



**T1DE Summary**

Number of responses: 0

---



**TB Nursing Team Summary**

Number of responses: 0

---

**Telehealth Summary**

Number of responses: 0

---

### Tier 3 Specialist Weight Management (SH) Summary

Number of responses: 1

Experience	Amount	Percentage
Very good	1	100.000%
Good	0	0.000%
Neither good nor poor	0	0.000%
Poor	0	0.000%
Very poor	0	0.000%
Do not know	0	0.000%

Very good Good Neither good nor poor Poor  
Very poor Do not know



Experience	Amount	Percentage
Very good & Good	1	100.000%
Very poor & Poor	0	0.000%
Neither good nor poor & Do not know	0	0.000%



**Tissue Viability Summary**

Number of responses: 0

---

**Trainee Health Psychologist Summary**

Number of responses: 0

---

## Treatment rooms (ER) Summary

Number of responses: 40

Experience	Amount	Percentage
Very good	40	100.000%
Good	0	0.000%
Neither good nor poor	0	0.000%
Poor	0	0.000%
Very poor	0	0.000%
Do not know	0	0.000%

Very good Good Neither good nor poor Poor  
Very poor Do not know



Experience	Amount	Percentage
Very good & Good	40	100.000%
Very poor & Poor	0	0.000%
Neither good nor poor & Do not know	0	0.000%

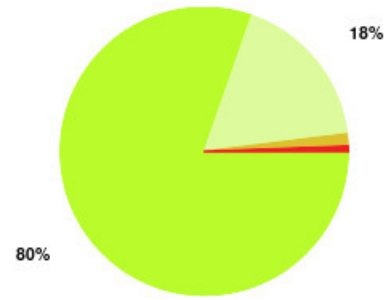


## Treatment rooms (Hull) Summary

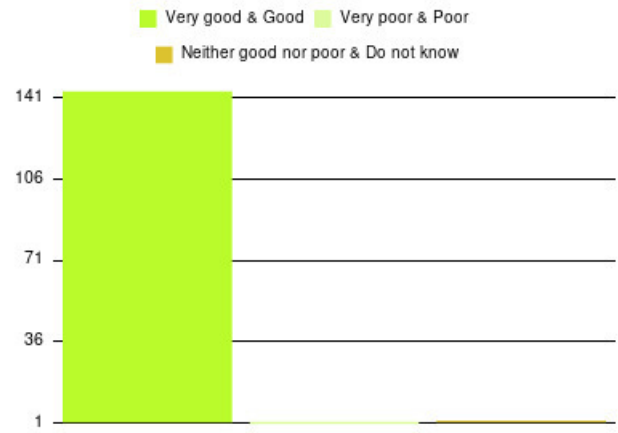
Number of responses: 147

Experience	Amount	Percentage
Very good	118	80.272%
Good	26	17.687%
Neither good nor poor	2	1.361%
Poor	0	0.000%
Very poor	1	0.680%
Do not know	0	0.000%

■ Very good
 ■ Good
 ■ Neither good nor poor
 ■ Poor
 ■ Very poor
 ■ Do not know



Experience	Amount	Percentage
Very good & Good	144	97.959%
Very poor & Poor	1	0.680%
Neither good nor poor & Do not know	2	1.361%



**Urgent Community Response Team Summary**

Number of responses: 0

---



**Virtual Ward Summary**

Number of responses: 0

---

## Volunteer Hub Summary

Number of responses: 6

Experience	Amount	Percentage
Very good	6	100.000%
Good	0	0.000%
Neither good nor poor	0	0.000%
Poor	0	0.000%
Very poor	0	0.000%
Do not know	0	0.000%

Very good Good Neither good nor poor Poor  
Very poor Do not know



Experience	Amount	Percentage
Very good & Good	6	100.000%
Very poor & Poor	0	0.000%
Neither good nor poor & Do not know	0	0.000%



## Volunteering (SH) Summary

Number of responses: 3

Experience	Amount	Percentage
Very good	3	100.000%
Good	0	0.000%
Neither good nor poor	0	0.000%
Poor	0	0.000%
Very poor	0	0.000%
Do not know	0	0.000%

Very good Good Neither good nor poor Poor  
Very poor Do not know



Experience	Amount	Percentage
Very good & Good	3	100.000%
Very poor & Poor	0	0.000%
Neither good nor poor & Do not know	0	0.000%

Very good & Good Very poor & Poor  
Neither good nor poor & Do not know



## Walks Programme (SH) Summary

Number of responses: 8

Experience	Amount	Percentage
Very good	8	100.000%
Good	0	0.000%
Neither good nor poor	0	0.000%
Poor	0	0.000%
Very poor	0	0.000%
Do not know	0	0.000%

Very good Good Neither good nor poor Poor  
Very poor Do not know



Experience	Amount	Percentage
Very good & Good	8	100.000%
Very poor & Poor	0	0.000%
Neither good nor poor & Do not know	0	0.000%



## Weightwise Extra (Childrens) Summary

Number of responses: 1

Experience	Amount	Percentage
Very good	1	100.000%
Good	0	0.000%
Neither good nor poor	0	0.000%
Poor	0	0.000%
Very poor	0	0.000%
Do not know	0	0.000%

Very good Good Neither good nor poor Poor  
Very poor Do not know



Experience	Amount	Percentage
Very good & Good	1	100.000%
Very poor & Poor	0	0.000%
Neither good nor poor & Do not know	0	0.000%



**Wellbeing Liaison Service Summary**

Number of responses: 0

---