

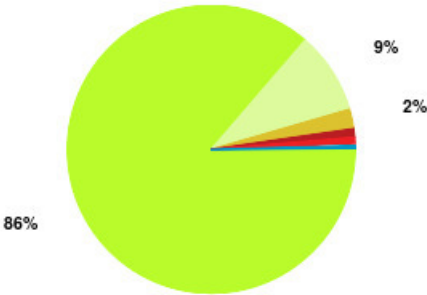
Monthly Report June 2024

Overall CHCP CIC Summary

Number of responses: 3056

Experience	Amount	Percentage
Very good	2635	86.224%
Good	281	9.195%
Neither good nor poor	67	2.192%
Poor	29	0.949%
Very poor	28	0.916%
Do not know	16	0.524%

Very good Good Neither good nor poor Poor
Very poor Do not know



Experience	Amount	Percentage
Very good & Good	2916	95.419%
Very poor & Poor	57	1.865%
Neither good nor poor & Do not know	83	2.716%

Very good & Good Very poor & Poor
Neither good nor poor & Do not know



Alderson House Summary

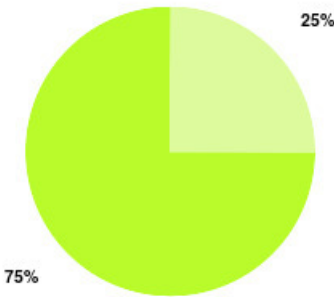
Number of responses: 0

Anticoagulation Summary

Number of responses: 4

Experience	Amount	Percentage
Very good	3	75.000%
Good	1	25.000%
Neither good nor poor	0	0.000%
Poor	0	0.000%
Very poor	0	0.000%
Do not know	0	0.000%

Very good Good Neither good nor poor Poor
Very poor Do not know



Experience	Amount	Percentage
Very good & Good	4	100.000%
Very poor & Poor	0	0.000%
Neither good nor poor & Do not know	0	0.000%

Very good & Good Very poor & Poor
Neither good nor poor & Do not know



Bee At Home Care Service Summary

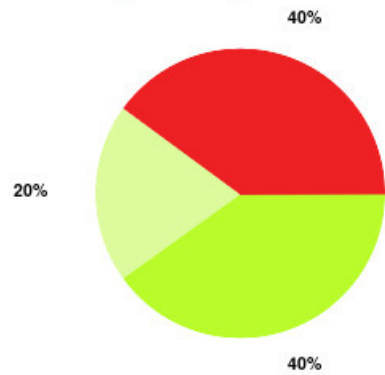
Number of responses: 0

Beverley UTC Summary

Number of responses: 5


Experience	Amount	Percentage
Very good	2	40.000%
Good	1	20.000%
Neither good nor poor	0	0.000%
Poor	0	0.000%
Very poor	2	40.000%
Do not know	0	0.000%

Very good Good Neither good nor poor Poor
Very poor Do not know



Experience	Amount	Percentage
Very good & Good	3	60.000%
Very poor & Poor	2	40.000%
Neither good nor poor & Do not know	0	0.000%

Very good & Good Very poor & Poor
Neither good nor poor & Do not know

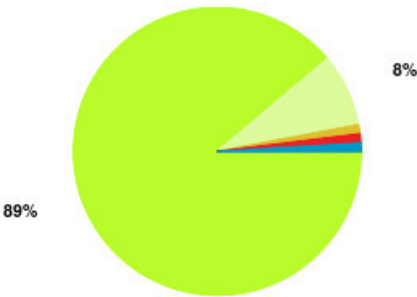


Bladder and Bowel (East Riding) Summary

Number of responses: 98

Experience	Amount	Percentage
Very good	87	88.776%
Good	8	8.163%
Neither good nor poor	1	1.020%
Poor	0	0.000%
Very poor	1	1.020%
Do not know	1	1.020%

Very good Good Neither good nor poor Poor
Very poor Do not know



Experience	Amount	Percentage
Very good & Good	95	96.939%
Very poor & Poor	1	1.020%
Neither good nor poor & Do not know	2	2.041%

Very good & Good Very poor & Poor
Neither good nor poor & Do not know

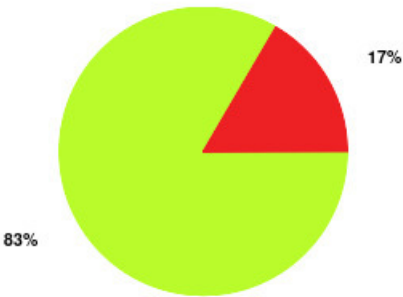


Bladder and Bowel (Hull) Summary

Number of responses: 6

Experience	Amount	Percentage
Very good	5	83.333%
Good	0	0.000%
Neither good nor poor	0	0.000%
Poor	0	0.000%
Very poor	1	16.667%
Do not know	0	0.000%

Very good Good Neither good nor poor Poor
Very poor Do not know



Experience	Amount	Percentage
Very good & Good	5	83.333%
Very poor & Poor	1	16.667%
Neither good nor poor & Do not know	0	0.000%

Very good & Good Very poor & Poor
Neither good nor poor & Do not know

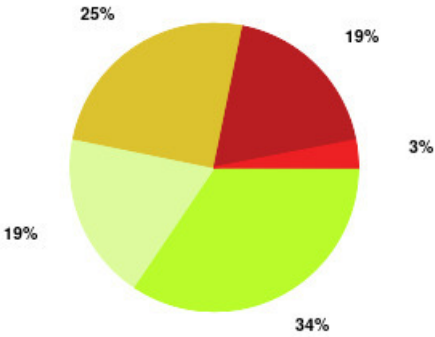


Bransholme UTC Summary

Number of responses: 32

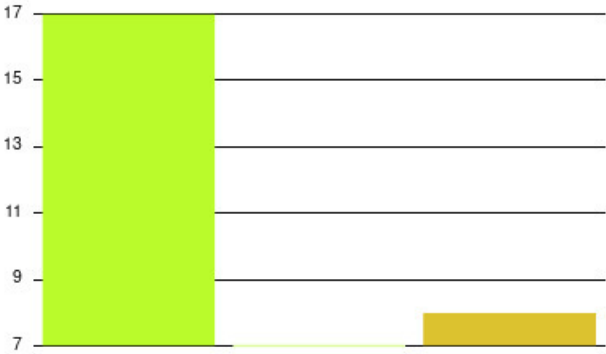
Experience	Amount	Percentage
Very good	11	34.375%
Good	6	18.750%
Neither good nor poor	8	25.000%
Poor	6	18.750%
Very poor	1	3.125%
Do not know	0	0.000%

Very good Good Neither good nor poor Poor
Very poor Do not know



Experience	Amount	Percentage
Very good & Good	17	53.125%
Very poor & Poor	7	21.875%
Neither good nor poor & Do not know	8	25.000%

Very good & Good Very poor & Poor
Neither good nor poor & Do not know

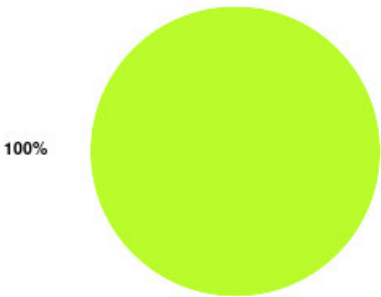


Bridlington ICC Summary

Number of responses: 2

Experience	Amount	Percentage
Very good	2	100.000%
Good	0	0.000%
Neither good nor poor	0	0.000%
Poor	0	0.000%
Very poor	0	0.000%
Do not know	0	0.000%

Very good Good Neither good nor poor Poor
Very poor Do not know



Experience	Amount	Percentage
Very good & Good	2	100.000%
Very poor & Poor	0	0.000%
Neither good nor poor & Do not know	0	0.000%

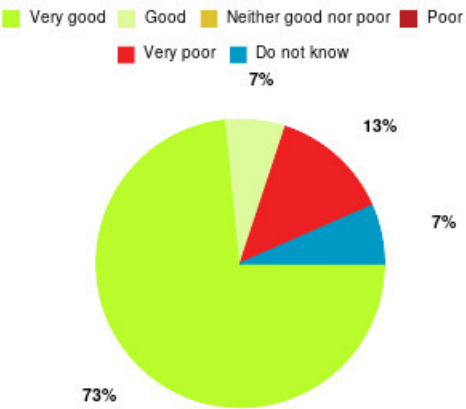
Very good & Good Very poor & Poor
Neither good nor poor & Do not know



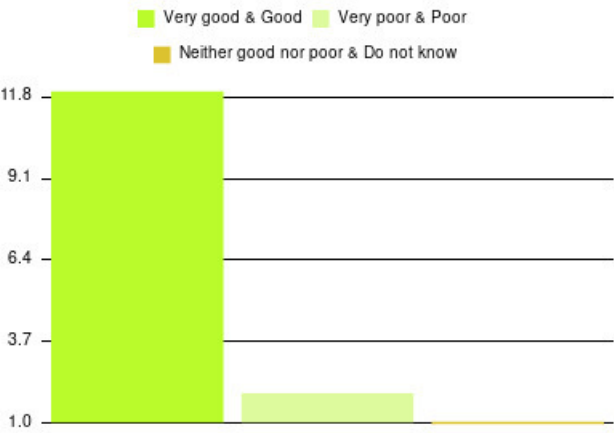
Bridlington UTC Summary

Number of responses: 15

Experience	Amount	Percentage
Very good	11	73.333%
Good	1	6.667%
Neither good nor poor	0	0.000%
Poor	0	0.000%
Very poor	2	13.333%
Do not know	1	6.667%



Experience	Amount	Percentage
Very good & Good	12	80.000%
Very poor & Poor	2	13.333%
Neither good nor poor & Do not know	1	6.667%



Cardiac Rehab (East Riding) Summary

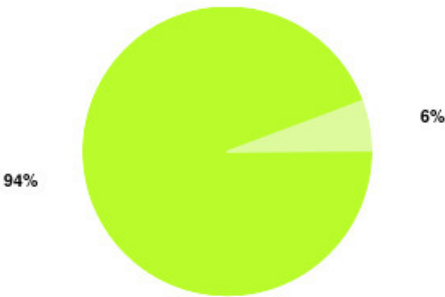
Number of responses: 0

Cardiac Rehab (Hull) Summary

Number of responses: 52

Experience	Amount	Percentage
Very good	49	94.231%
Good	3	5.769%
Neither good nor poor	0	0.000%
Poor	0	0.000%
Very poor	0	0.000%
Do not know	0	0.000%

Very good Good Neither good nor poor Poor
Very poor Do not know



Experience	Amount	Percentage
Very good & Good	52	100.000%
Very poor & Poor	0	0.000%
Neither good nor poor & Do not know	0	0.000%

Very good & Good Very poor & Poor
Neither good nor poor & Do not know

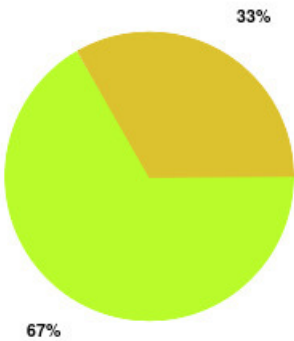


Care Co-ordination Hub (247111) Summary

Number of responses: 3

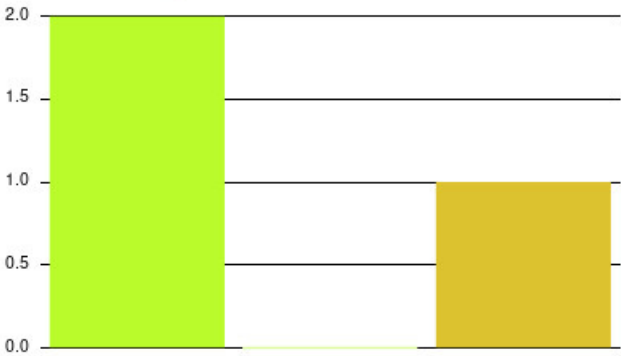
Experience	Amount	Percentage
Very good	2	66.667%
Good	0	0.000%
Neither good nor poor	1	33.333%
Poor	0	0.000%
Very poor	0	0.000%
Do not know	0	0.000%

Very good Good Neither good nor poor Poor
Very poor Do not know



Experience	Amount	Percentage
Very good & Good	2	66.667%
Very poor & Poor	0	0.000%
Neither good nor poor & Do not know	1	33.333%

Very good & Good Very poor & Poor
Neither good nor poor & Do not know

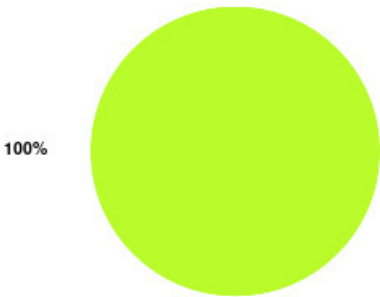


Carers' Information and Support Service Summary

Number of responses: 38

Experience	Amount	Percentage
Very good	38	100.000%
Good	0	0.000%
Neither good nor poor	0	0.000%
Poor	0	0.000%
Very poor	0	0.000%
Do not know	0	0.000%

Very good Good Neither good nor poor Poor
Very poor Do not know



Experience	Amount	Percentage
Very good & Good	38	100.000%
Very poor & Poor	0	0.000%
Neither good nor poor & Do not know	0	0.000%

Very good & Good Very poor & Poor
Neither good nor poor & Do not know



CHPL - Bransholme Summary


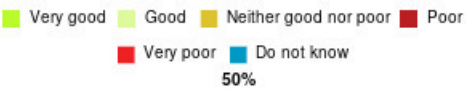
Number of responses: 0

CHPL - Field View Surgery Summary

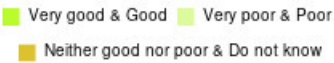
Number of responses: 2

Experience	Amount	Percentage
Very good	1	50.000%
Good	0	0.000%
Neither good nor poor	0	0.000%
Poor	0	0.000%
Very poor	1	50.000%
Do not know	0	0.000%

Experience	Amount	Percentage
Very good & Good	1	50.000%
Very poor & Poor	1	50.000%
Neither good nor poor & Do not know	0	0.000%



50%



CHPL - Southcoates/Marfleet Summary

Number of responses: 0

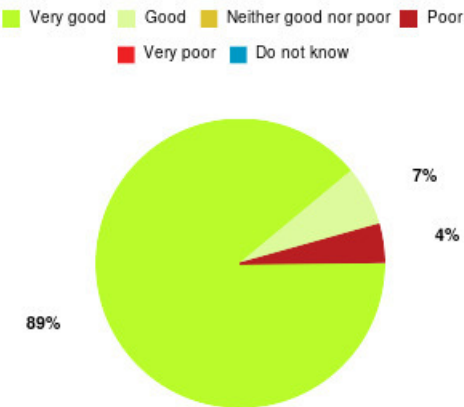
Community Activity programme (SH) Summary

Number of responses: 0

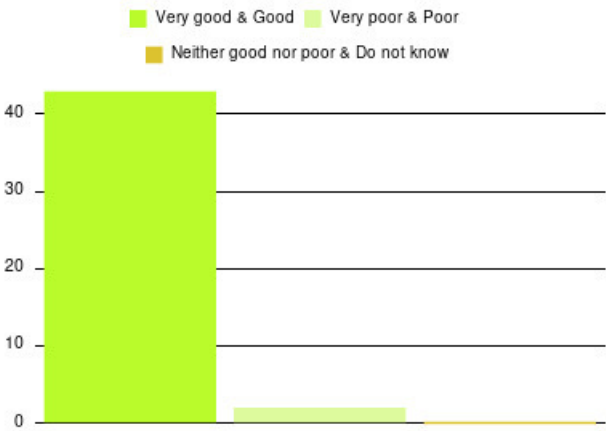
Community Children's Nursing Services Summary

Number of responses: 45

Experience	Amount	Percentage
Very good	40	88.889%
Good	3	6.667%
Neither good nor poor	0	0.000%
Poor	2	4.444%
Very poor	0	0.000%
Do not know	0	0.000%



Experience	Amount	Percentage
Very good & Good	43	95.556%
Very poor & Poor	2	4.444%
Neither good nor poor & Do not know	0	0.000%



Community Food Team (SH) Summary

Number of responses: 0

Community Heart Failure Nursing Service ER Summary

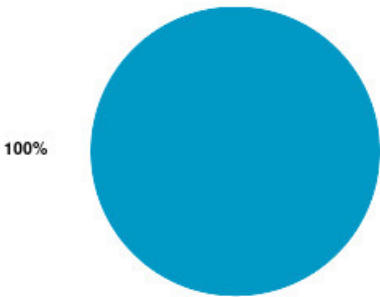
Number of responses: 0

Community Heart Failure Nursing Service Hull Summary

Number of responses: 1

Experience	Amount	Percentage
Very good	0	0.000%
Good	0	0.000%
Neither good nor poor	0	0.000%
Poor	0	0.000%
Very poor	0	0.000%
Do not know	1	100.000%

Very good Good Neither good nor poor Poor
Very poor Do not know



Experience	Amount	Percentage
Very good & Good	0	0.000%
Very poor & Poor	0	0.000%
Neither good nor poor & Do not know	1	100.000%

Very good & Good Very poor & Poor
Neither good nor poor & Do not know

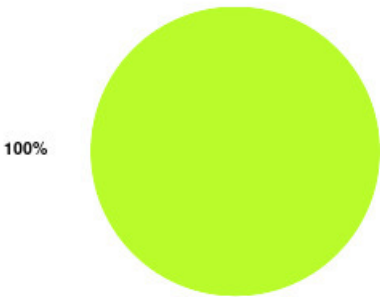


Community Links Worker (Primary Care) Summary

Number of responses: 6

Experience	Amount	Percentage
Very good	6	100.000%
Good	0	0.000%
Neither good nor poor	0	0.000%
Poor	0	0.000%
Very poor	0	0.000%
Do not know	0	0.000%

Very good Good Neither good nor poor Poor
Very poor Do not know



Experience	Amount	Percentage
Very good & Good	6	100.000%
Very poor & Poor	0	0.000%
Neither good nor poor & Do not know	0	0.000%

Very good & Good Very poor & Poor
Neither good nor poor & Do not know

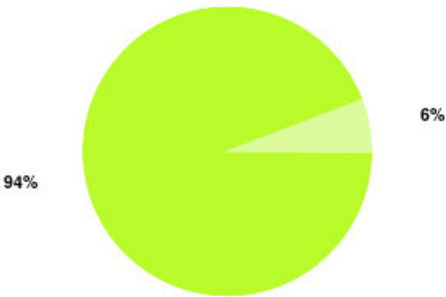


Community Nursing (ER) Summary

Number of responses: 17

Experience	Amount	Percentage
Very good	16	94.118%
Good	1	5.882%
Neither good nor poor	0	0.000%
Poor	0	0.000%
Very poor	0	0.000%
Do not know	0	0.000%

Very good Good Neither good nor poor Poor
Very poor Do not know



Experience	Amount	Percentage
Very good & Good	17	100.000%
Very poor & Poor	0	0.000%
Neither good nor poor & Do not know	0	0.000%

Very good & Good Very poor & Poor
Neither good nor poor & Do not know



Community Nursing (Hull) Summary

Number of responses: 0

Community Nursing Cottingham Summary

Number of responses: 0

Community Nursing East (Hull) Summary

Number of responses: 0

Community Nursing Haltemprice Summary

Number of responses: 0

Community Nursing Hedon Summary

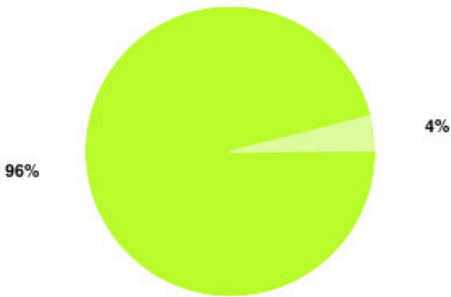
Number of responses: 0

Community Nursing Holderness Summary

Number of responses: 25

Experience	Amount	Percentage
Very good	24	96.000%
Good	1	4.000%
Neither good nor poor	0	0.000%
Poor	0	0.000%
Very poor	0	0.000%
Do not know	0	0.000%

Very good Good Neither good nor poor Poor
Very poor Do not know



Experience	Amount	Percentage
Very good & Good	25	100.000%
Very poor & Poor	0	0.000%
Neither good nor poor & Do not know	0	0.000%

Very good & Good Very poor & Poor
Neither good nor poor & Do not know



Community Nursing Hornsea Summary

Number of responses: 0

Community Nursing Market Weighton Summary

Number of responses: 0

Community Nursing North (Hull) Summary

Number of responses: 0

Community Nursing West (Hull) Summary

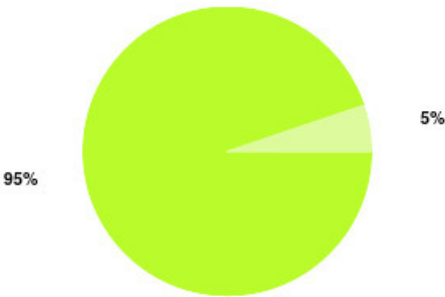
Number of responses: 0

Community Nursing Withernsea Summary

Number of responses: 19

Experience	Amount	Percentage
Very good	18	94.737%
Good	1	5.263%
Neither good nor poor	0	0.000%
Poor	0	0.000%
Very poor	0	0.000%
Do not know	0	0.000%

Very good Good Neither good nor poor Poor
Very poor Do not know



Experience	Amount	Percentage
Very good & Good	19	100.000%
Very poor & Poor	0	0.000%
Neither good nor poor & Do not know	0	0.000%

Very good & Good Very poor & Poor
Neither good nor poor & Do not know

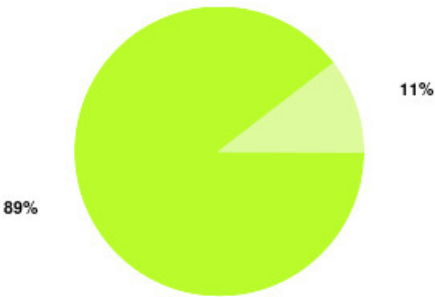


Community Rehab - Physiotherapy & Occupational Therapy (ER) Summary

Number of responses: 19

Experience	Amount	Percentage
Very good	17	89.474%
Good	2	10.526%
Neither good nor poor	0	0.000%
Poor	0	0.000%
Very poor	0	0.000%
Do not know	0	0.000%

Very good Good Neither good nor poor Poor
Very poor Do not know



Experience	Amount	Percentage
Very good & Good	19	100.000%
Very poor & Poor	0	0.000%
Neither good nor poor & Do not know	0	0.000%

Very good & Good Very poor & Poor
Neither good nor poor & Do not know

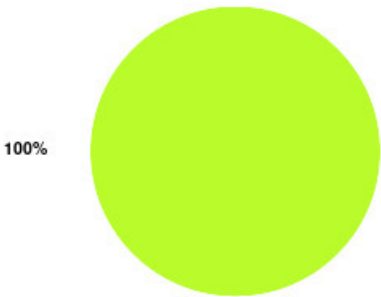


Community Rehab - Physiotherapy & Occupational Therapy (Hull) Summary

Number of responses: 9

Experience	Amount	Percentage
Very good	9	100.000%
Good	0	0.000%
Neither good nor poor	0	0.000%
Poor	0	0.000%
Very poor	0	0.000%
Do not know	0	0.000%

Very good Good Neither good nor poor Poor
Very poor Do not know



Experience	Amount	Percentage
Very good & Good	9	100.000%
Very poor & Poor	0	0.000%
Neither good nor poor & Do not know	0	0.000%

Very good & Good Very poor & Poor
Neither good nor poor & Do not know



Community Ward (ERCH) Summary

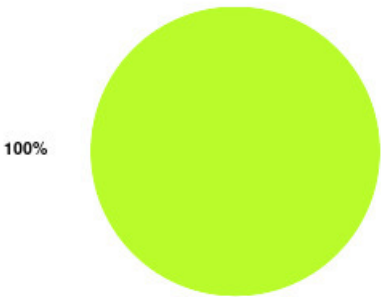
Number of responses: 0

Customer Services Summary

Number of responses: 2

Experience	Amount	Percentage
Very good	2	100.000%
Good	0	0.000%
Neither good nor poor	0	0.000%
Poor	0	0.000%
Very poor	0	0.000%
Do not know	0	0.000%

Very good Good Neither good nor poor Poor
Very poor Do not know



Experience	Amount	Percentage
Very good & Good	2	100.000%
Very poor & Poor	0	0.000%
Neither good nor poor & Do not know	0	0.000%

Very good & Good Very poor & Poor
Neither good nor poor & Do not know




Deep Vein Thrombosis Summary

Number of responses: 78

Experience	Amount	Percentage
Very good	77	98.718%
Good	1	1.282%
Neither good nor poor	0	0.000%
Poor	0	0.000%
Very poor	0	0.000%
Do not know	0	0.000%

Very good Good Neither good nor poor Poor
Very poor Do not know



Experience	Amount	Percentage
Very good & Good	78	100.000%
Very poor & Poor	0	0.000%
Neither good nor poor & Do not know	0	0.000%

Very good & Good Very poor & Poor
Neither good nor poor & Do not know



Dementia Service Summary

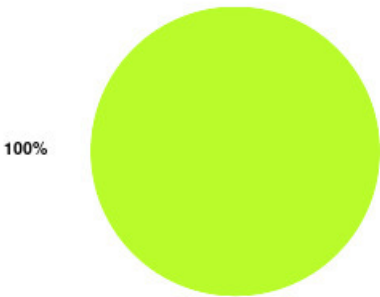
Number of responses: 0

Dental - Beverley PDS Summary

Number of responses: 20

Experience	Amount	Percentage
Very good	20	100.000%
Good	0	0.000%
Neither good nor poor	0	0.000%
Poor	0	0.000%
Very poor	0	0.000%
Do not know	0	0.000%

Very good Good Neither good nor poor Poor
Very poor Do not know



Experience	Amount	Percentage
Very good & Good	20	100.000%
Very poor & Poor	0	0.000%
Neither good nor poor & Do not know	0	0.000%

Very good & Good Very poor & Poor
Neither good nor poor & Do not know

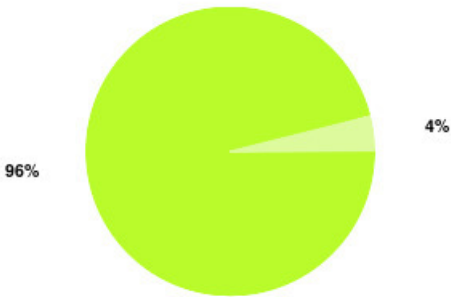


Dental - Bridlington CDS Summary

Number of responses: 25

Experience	Amount	Percentage
Very good	24	96.000%
Good	1	4.000%
Neither good nor poor	0	0.000%
Poor	0	0.000%
Very poor	0	0.000%
Do not know	0	0.000%

Very good Good Neither good nor poor Poor
Very poor Do not know



Experience	Amount	Percentage
Very good & Good	25	100.000%
Very poor & Poor	0	0.000%
Neither good nor poor & Do not know	0	0.000%

Very good & Good Very poor & Poor
Neither good nor poor & Do not know

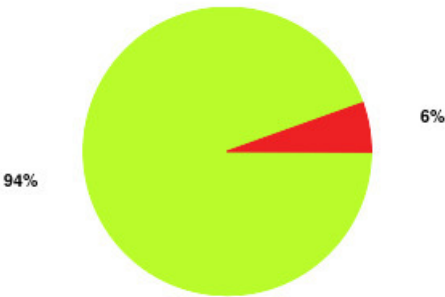


Dental - Driffield PDS Summary

Number of responses: 18

Experience	Amount	Percentage
Very good	17	94.444%
Good	0	0.000%
Neither good nor poor	0	0.000%
Poor	0	0.000%
Very poor	1	5.556%
Do not know	0	0.000%

Very good Good Neither good nor poor Poor
Very poor Do not know



Experience	Amount	Percentage
Very good & Good	17	94.444%
Very poor & Poor	1	5.556%
Neither good nor poor & Do not know	0	0.000%

Very good & Good Very poor & Poor
Neither good nor poor & Do not know



Dental - Goole CDS Summary

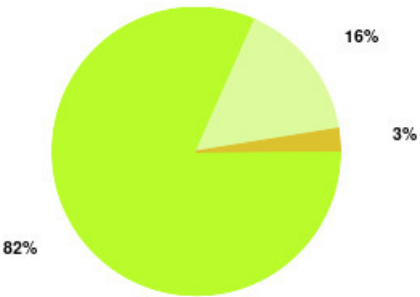
Number of responses: 0

Dental - Goole PDS Summary

Number of responses: 38

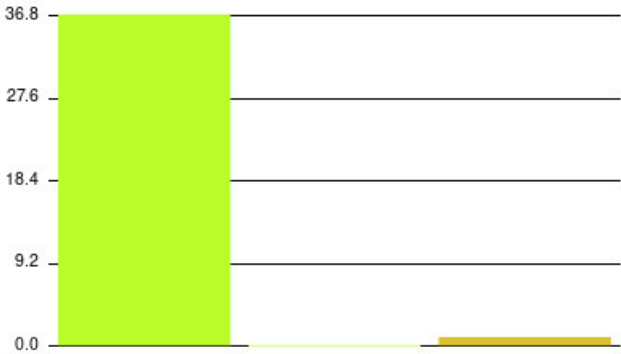
Experience	Amount	Percentage
Very good	31	81.579%
Good	6	15.789%
Neither good nor poor	1	2.632%
Poor	0	0.000%
Very poor	0	0.000%
Do not know	0	0.000%

Very good Good Neither good nor poor Poor
Very poor Do not know



Experience	Amount	Percentage
Very good & Good	37	97.368%
Very poor & Poor	0	0.000%
Neither good nor poor & Do not know	1	2.632%

Very good & Good Very poor & Poor
Neither good nor poor & Do not know

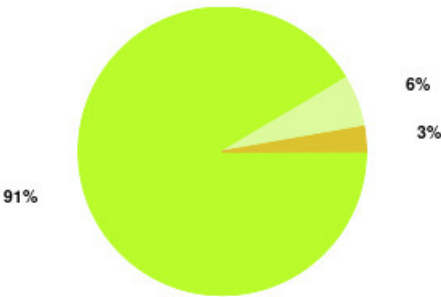


Dental - Highlands CDS Summary

Number of responses: 35

Experience	Amount	Percentage
Very good	32	91.429%
Good	2	5.714%
Neither good nor poor	1	2.857%
Poor	0	0.000%
Very poor	0	0.000%
Do not know	0	0.000%

Very good Good Neither good nor poor Poor
Very poor Do not know



Experience	Amount	Percentage
Very good & Good	34	97.143%
Very poor & Poor	0	0.000%
Neither good nor poor & Do not know	1	2.857%

Very good & Good Very poor & Poor
Neither good nor poor & Do not know

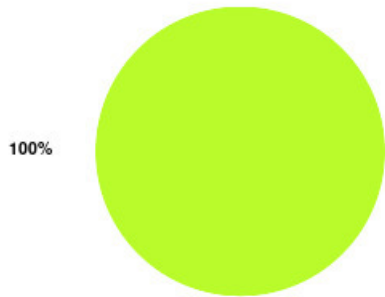


Dental - Jameson Street PDS Summary

Number of responses: 38

Experience	Amount	Percentage
Very good	38	100.000%
Good	0	0.000%
Neither good nor poor	0	0.000%
Poor	0	0.000%
Very poor	0	0.000%
Do not know	0	0.000%

Very good Good Neither good nor poor Poor
Very poor Do not know



Experience	Amount	Percentage
Very good & Good	38	100.000%
Very poor & Poor	0	0.000%
Neither good nor poor & Do not know	0	0.000%

Very good & Good Very poor & Poor
Neither good nor poor & Do not know

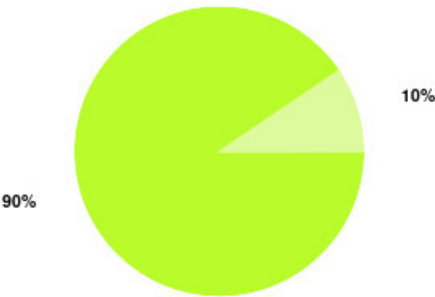


Dental - Orchard Park CDS Summary

Number of responses: 21

Experience	Amount	Percentage
Very good	19	90.476%
Good	2	9.524%
Neither good nor poor	0	0.000%
Poor	0	0.000%
Very poor	0	0.000%
Do not know	0	0.000%

Very good Good Neither good nor poor Poor
Very poor Do not know



Experience	Amount	Percentage
Very good & Good	21	100.000%
Very poor & Poor	0	0.000%
Neither good nor poor & Do not know	0	0.000%

Very good & Good Very poor & Poor
Neither good nor poor & Do not know

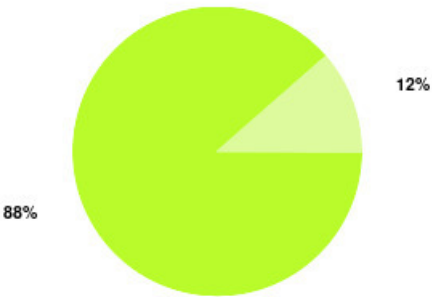


Dental - Withernsea PDS Summary

Number of responses: 26

Experience	Amount	Percentage
Very good	23	88.462%
Good	3	11.538%
Neither good nor poor	0	0.000%
Poor	0	0.000%
Very poor	0	0.000%
Do not know	0	0.000%

Very good Good Neither good nor poor Poor
Very poor Do not know



Experience	Amount	Percentage
Very good & Good	26	100.000%
Very poor & Poor	0	0.000%
Neither good nor poor & Do not know	0	0.000%

Very good & Good Very poor & Poor
Neither good nor poor & Do not know



Diabetes Podiatry Summary

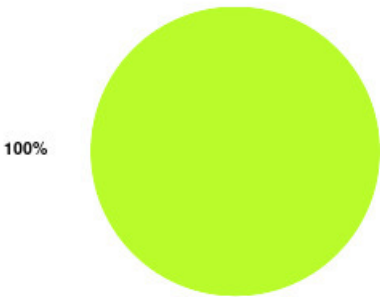
Number of responses: 0

Diabetes Service (East Riding) Summary

Number of responses: 19

Experience	Amount	Percentage
Very good	19	100.000%
Good	0	0.000%
Neither good nor poor	0	0.000%
Poor	0	0.000%
Very poor	0	0.000%
Do not know	0	0.000%

Very good Good Neither good nor poor Poor
Very poor Do not know



Experience	Amount	Percentage
Very good & Good	19	100.000%
Very poor & Poor	0	0.000%
Neither good nor poor & Do not know	0	0.000%

Very good & Good Very poor & Poor
Neither good nor poor & Do not know

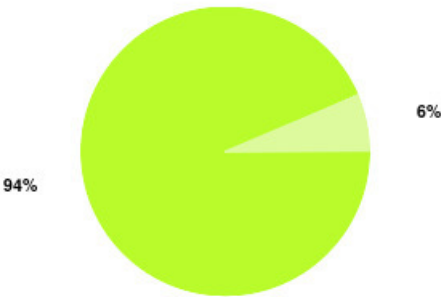


Dietetics (East Riding) Summary

Number of responses: 31

Experience	Amount	Percentage
Very good	29	93.548%
Good	2	6.452%
Neither good nor poor	0	0.000%
Poor	0	0.000%
Very poor	0	0.000%
Do not know	0	0.000%

Very good Good Neither good nor poor Poor
Very poor Do not know



Experience	Amount	Percentage
Very good & Good	31	100.000%
Very poor & Poor	0	0.000%
Neither good nor poor & Do not know	0	0.000%

Very good & Good Very poor & Poor
Neither good nor poor & Do not know

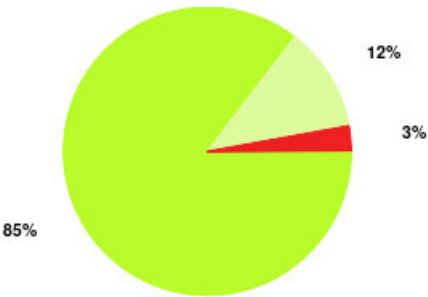


Dietetics (Hull) Summary

Number of responses: 34

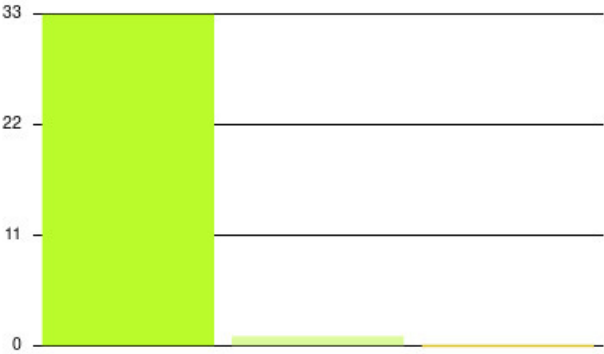
Experience	Amount	Percentage
Very good	29	85.294%
Good	4	11.765%
Neither good nor poor	0	0.000%
Poor	0	0.000%
Very poor	1	2.941%
Do not know	0	0.000%

Very good Good Neither good nor poor Poor
Very poor Do not know



Experience	Amount	Percentage
Very good & Good	33	97.059%
Very poor & Poor	1	2.941%
Neither good nor poor & Do not know	0	0.000%

Very good & Good Very poor & Poor
Neither good nor poor & Do not know



Digital Prescriber Summary

Number of responses: 0

Digital support worker - Primary Care Summary

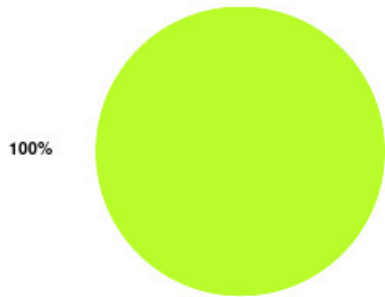
Number of responses: 0

East Riding Fracture Liaison Service Summary

Number of responses: 1

Experience	Amount	Percentage
Very good	1	100.000%
Good	0	0.000%
Neither good nor poor	0	0.000%
Poor	0	0.000%
Very poor	0	0.000%
Do not know	0	0.000%

Very good Good Neither good nor poor Poor
Very poor Do not know



Experience	Amount	Percentage
Very good & Good	1	100.000%
Very poor & Poor	0	0.000%
Neither good nor poor & Do not know	0	0.000%

Very good & Good Very poor & Poor
Neither good nor poor & Do not know



East Riding Frailty Team Summary

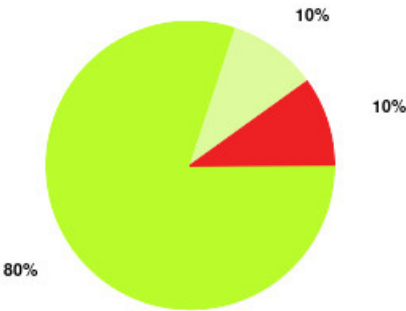
Number of responses: 0

Eating Disorders Summary

Number of responses: 10

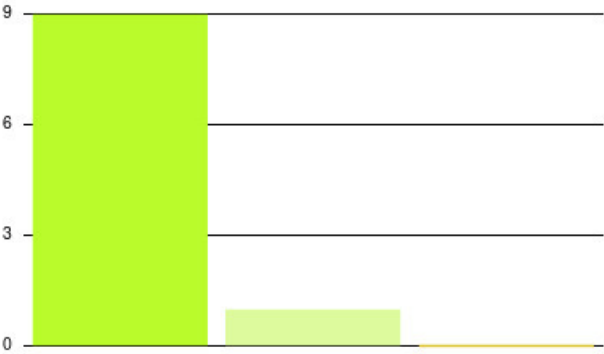
Experience	Amount	Percentage
Very good	8	80.000%
Good	1	10.000%
Neither good nor poor	0	0.000%
Poor	0	0.000%
Very poor	1	10.000%
Do not know	0	0.000%

Very good Good Neither good nor poor Poor
Very poor Do not know



Experience	Amount	Percentage
Very good & Good	9	90.000%
Very poor & Poor	1	10.000%
Neither good nor poor & Do not know	0	0.000%

Very good & Good Very poor & Poor
Neither good nor poor & Do not know



EMPOWER Summary

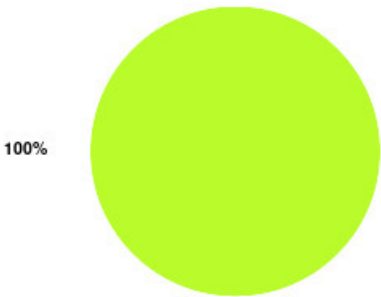
Number of responses: 0

Falls Team (East Riding) Summary

Number of responses: 4

Experience	Amount	Percentage
Very good	4	100.000%
Good	0	0.000%
Neither good nor poor	0	0.000%
Poor	0	0.000%
Very poor	0	0.000%
Do not know	0	0.000%

Very good Good Neither good nor poor Poor
Very poor Do not know



Experience	Amount	Percentage
Very good & Good	4	100.000%
Very poor & Poor	0	0.000%
Neither good nor poor & Do not know	0	0.000%

Very good & Good Very poor & Poor
Neither good nor poor & Do not know

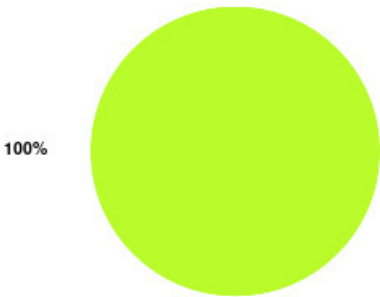


Falls Team (Hull) Summary

Number of responses: 7

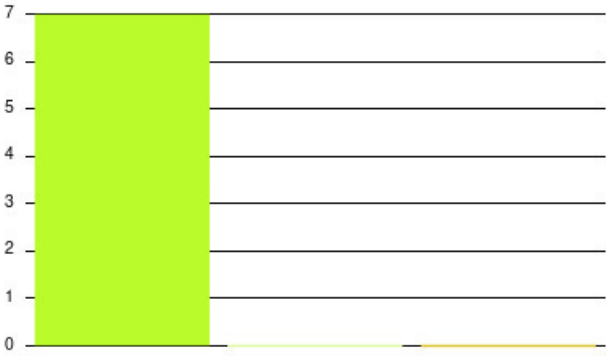
Experience	Amount	Percentage
Very good	7	100.000%
Good	0	0.000%
Neither good nor poor	0	0.000%
Poor	0	0.000%
Very poor	0	0.000%
Do not know	0	0.000%

Very good Good Neither good nor poor Poor
Very poor Do not know



Experience	Amount	Percentage
Very good & Good	7	100.000%
Very poor & Poor	0	0.000%
Neither good nor poor & Do not know	0	0.000%

Very good & Good Very poor & Poor
Neither good nor poor & Do not know



Fit4All Team (SH) Summary

Number of responses: 0

Gastroenterology Summary

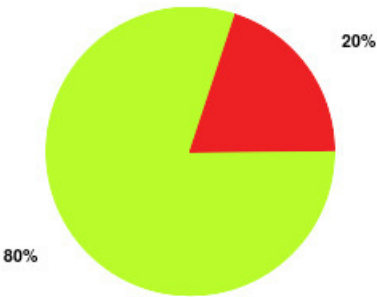
Number of responses: 0

Goole UTC Summary

Number of responses: 10

Experience	Amount	Percentage
Very good	8	80.000%
Good	0	0.000%
Neither good nor poor	0	0.000%
Poor	0	0.000%
Very poor	2	20.000%
Do not know	0	0.000%

Very good Good Neither good nor poor Poor
Very poor Do not know



Experience	Amount	Percentage
Very good & Good	8	80.000%
Very poor & Poor	2	20.000%
Neither good nor poor & Do not know	0	0.000%

Very good & Good Very poor & Poor
Neither good nor poor & Do not know



GP - East Park Surgery Summary

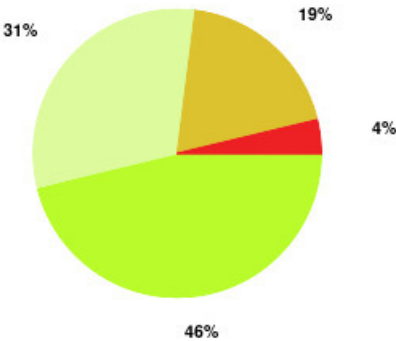
Number of responses: 0

GP – Riverside Practice Summary

Number of responses: 26

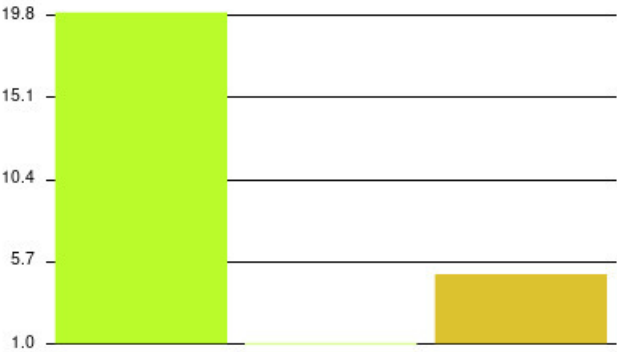
Experience	Amount	Percentage
Very good	12	46.154%
Good	8	30.769%
Neither good nor poor	5	19.231%
Poor	0	0.000%
Very poor	1	3.846%
Do not know	0	0.000%

Very good Good Neither good nor poor Poor
Very poor Do not know



Experience	Amount	Percentage
Very good & Good	20	76.923%
Very poor & Poor	1	3.846%
Neither good nor poor & Do not know	5	19.231%

Very good & Good Very poor & Poor
Neither good nor poor & Do not know



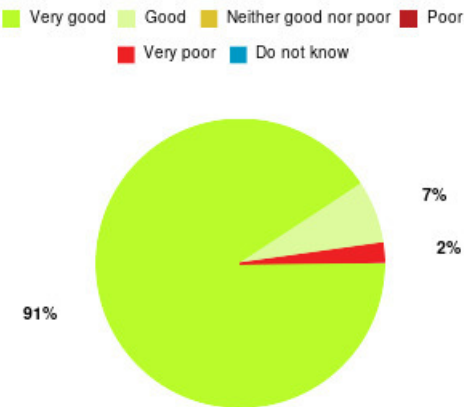
GP – The Quays Summary

Number of responses: 0

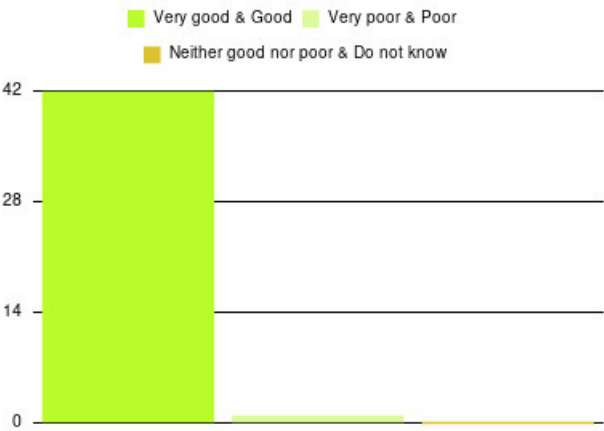
Health & Lifestyle Practitioners (Primary Care) Hull Summary

Number of responses: 43

Experience	Amount	Percentage
Very good	39	90.698%
Good	3	6.977%
Neither good nor poor	0	0.000%
Poor	0	0.000%
Very poor	1	2.326%
Do not know	0	0.000%



Experience	Amount	Percentage
Very good & Good	42	97.674%
Very poor & Poor	1	2.326%
Neither good nor poor & Do not know	0	0.000%



Health and Lifestyle Practitioner (Beverley) Summary

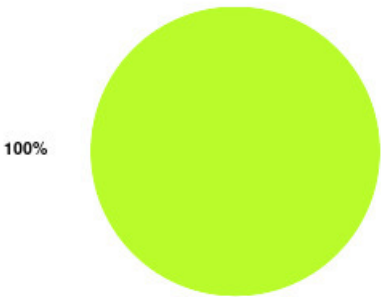
Number of responses: 0

Health Checks (SH) Summary

Number of responses: 3

Experience	Amount	Percentage
Very good	3	100.000%
Good	0	0.000%
Neither good nor poor	0	0.000%
Poor	0	0.000%
Very poor	0	0.000%
Do not know	0	0.000%

Very good Good Neither good nor poor Poor
Very poor Do not know



Experience	Amount	Percentage
Very good & Good	3	100.000%
Very poor & Poor	0	0.000%
Neither good nor poor & Do not know	0	0.000%

Very good & Good Very poor & Poor
Neither good nor poor & Do not know

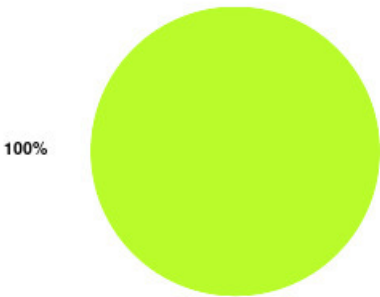


Health Trainers (inc Social Prescribing) SH Summary

Number of responses: 39

Experience	Amount	Percentage
Very good	39	100.000%
Good	0	0.000%
Neither good nor poor	0	0.000%
Poor	0	0.000%
Very poor	0	0.000%
Do not know	0	0.000%

Very good Good Neither good nor poor Poor
Very poor Do not know



Experience	Amount	Percentage
Very good & Good	39	100.000%
Very poor & Poor	0	0.000%
Neither good nor poor & Do not know	0	0.000%

Very good & Good Very poor & Poor
Neither good nor poor & Do not know



Healthy St Helens Summary

Number of responses: 0

HERCH20 Summary

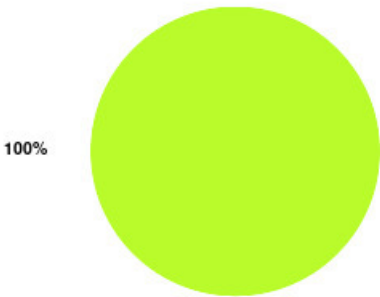
Number of responses: 0

Highfield Resource Centre Summary

Number of responses: 6

Experience	Amount	Percentage
Very good	6	100.000%
Good	0	0.000%
Neither good nor poor	0	0.000%
Poor	0	0.000%
Very poor	0	0.000%
Do not know	0	0.000%

Very good Good Neither good nor poor Poor
Very poor Do not know



Experience	Amount	Percentage
Very good & Good	6	100.000%
Very poor & Poor	0	0.000%
Neither good nor poor & Do not know	0	0.000%

Very good & Good Very poor & Poor
Neither good nor poor & Do not know

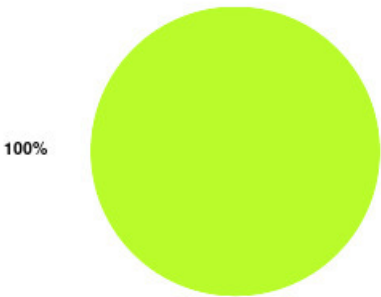


Holderness ICC Summary

Number of responses: 1

Experience	Amount	Percentage
Very good	1	100.000%
Good	0	0.000%
Neither good nor poor	0	0.000%
Poor	0	0.000%
Very poor	0	0.000%
Do not know	0	0.000%

Very good Good Neither good nor poor Poor
Very poor Do not know



Experience	Amount	Percentage
Very good & Good	1	100.000%
Very poor & Poor	0	0.000%
Neither good nor poor & Do not know	0	0.000%

Very good & Good Very poor & Poor
Neither good nor poor & Do not know

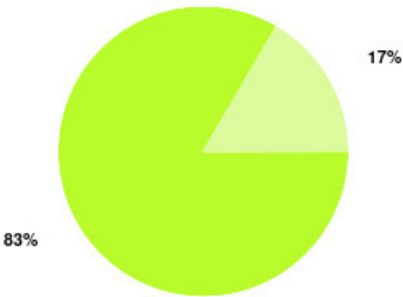


Holy Name Summary

Number of responses: 24

Experience	Amount	Percentage
Very good	20	83.333%
Good	4	16.667%
Neither good nor poor	0	0.000%
Poor	0	0.000%
Very poor	0	0.000%
Do not know	0	0.000%

Very good Good Neither good nor poor Poor
Very poor Do not know



Experience	Amount	Percentage
Very good & Good	24	100.000%
Very poor & Poor	0	0.000%
Neither good nor poor & Do not know	0	0.000%

Very good & Good Very poor & Poor
Neither good nor poor & Do not know

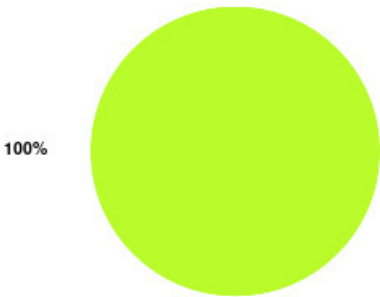


Home Oxygen Service (East Riding) Summary

Number of responses: 2

Experience	Amount	Percentage
Very good	2	100.000%
Good	0	0.000%
Neither good nor poor	0	0.000%
Poor	0	0.000%
Very poor	0	0.000%
Do not know	0	0.000%

Very good Good Neither good nor poor Poor
Very poor Do not know



Experience	Amount	Percentage
Very good & Good	2	100.000%
Very poor & Poor	0	0.000%
Neither good nor poor & Do not know	0	0.000%

Very good & Good Very poor & Poor
Neither good nor poor & Do not know

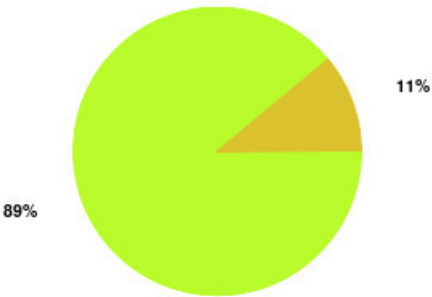


Home Oxygen Service (Hull) Summary

Number of responses: 9

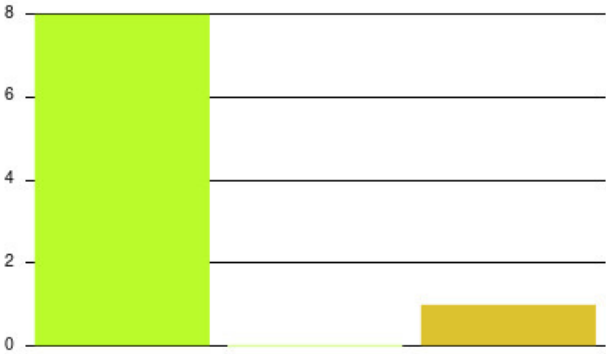
Experience	Amount	Percentage
Very good	8	88.889%
Good	0	0.000%
Neither good nor poor	1	11.111%
Poor	0	0.000%
Very poor	0	0.000%
Do not know	0	0.000%

Very good Good Neither good nor poor Poor
Very poor Do not know



Experience	Amount	Percentage
Very good & Good	8	88.889%
Very poor & Poor	0	0.000%
Neither good nor poor & Do not know	1	11.111%

Very good & Good Very poor & Poor
Neither good nor poor & Do not know

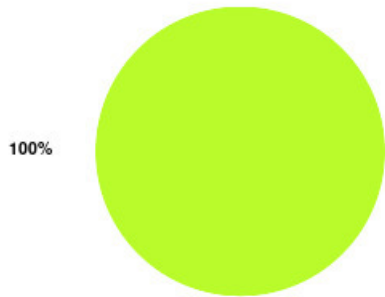


HRI UTC Summary

Number of responses: 13

Experience	Amount	Percentage
Very good	13	100.000%
Good	0	0.000%
Neither good nor poor	0	0.000%
Poor	0	0.000%
Very poor	0	0.000%
Do not know	0	0.000%

Very good Good Neither good nor poor Poor
Very poor Do not know



Experience	Amount	Percentage
Very good & Good	13	100.000%
Very poor & Poor	0	0.000%
Neither good nor poor & Do not know	0	0.000%

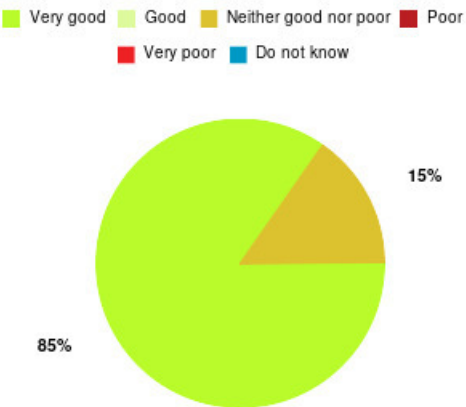
Very good & Good Very poor & Poor
Neither good nor poor & Do not know



Hull and East Riding Accelerated Lower Limb (HEAL) Pathway Summary

Number of responses: 13

Experience	Amount	Percentage
Very good	11	84.615%
Good	0	0.000%
Neither good nor poor	2	15.385%
Poor	0	0.000%
Very poor	0	0.000%
Do not know	0	0.000%



Experience	Amount	Percentage
Very good & Good	11	84.615%
Very poor & Poor	0	0.000%
Neither good nor poor & Do not know	2	15.385%



Hull Complex Wounds Summary

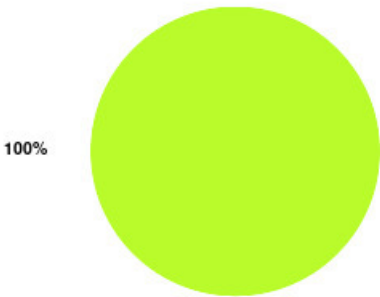
Number of responses: 0

Hull First Falls Summary

Number of responses: 7

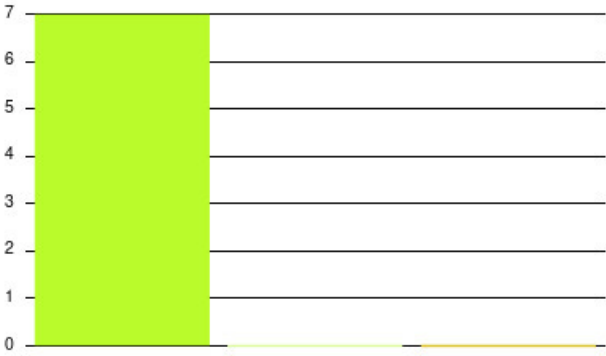
Experience	Amount	Percentage
Very good	7	100.000%
Good	0	0.000%
Neither good nor poor	0	0.000%
Poor	0	0.000%
Very poor	0	0.000%
Do not know	0	0.000%

Very good Good Neither good nor poor Poor
Very poor Do not know



Experience	Amount	Percentage
Very good & Good	7	100.000%
Very poor & Poor	0	0.000%
Neither good nor poor & Do not know	0	0.000%

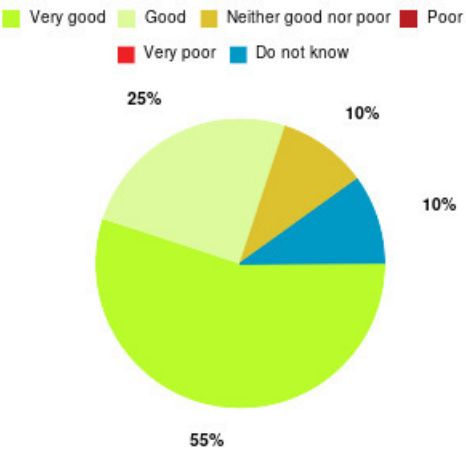
Very good & Good Very poor & Poor
Neither good nor poor & Do not know



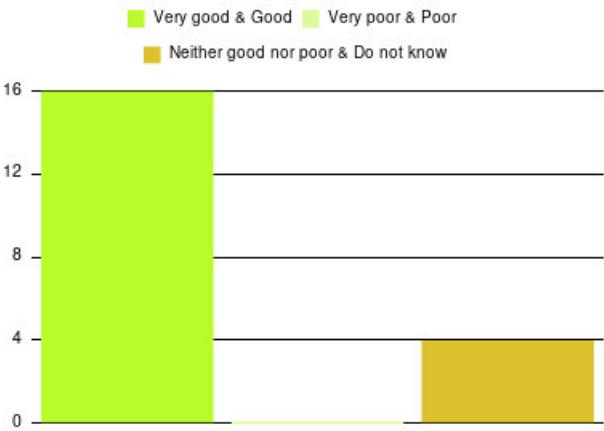
Hull Fracture Liaison Service Summary

Number of responses: 20

Experience	Amount	Percentage
Very good	11	55.000%
Good	5	25.000%
Neither good nor poor	2	10.000%
Poor	0	0.000%
Very poor	0	0.000%
Do not know	2	10.000%



Experience	Amount	Percentage
Very good & Good	16	80.000%
Very poor & Poor	0	0.000%
Neither good nor poor & Do not know	4	20.000%

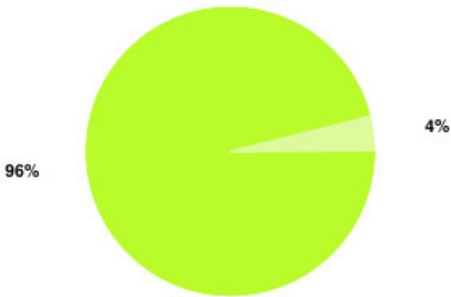


Infant Feeding Service (SH) Summary

Number of responses: 25

Experience	Amount	Percentage
Very good	24	96.000%
Good	1	4.000%
Neither good nor poor	0	0.000%
Poor	0	0.000%
Very poor	0	0.000%
Do not know	0	0.000%

Very good Good Neither good nor poor Poor
Very poor Do not know



Experience	Amount	Percentage
Very good & Good	25	100.000%
Very poor & Poor	0	0.000%
Neither good nor poor & Do not know	0	0.000%

Very good & Good Very poor & Poor
Neither good nor poor & Do not know



Intermediate Care Summary

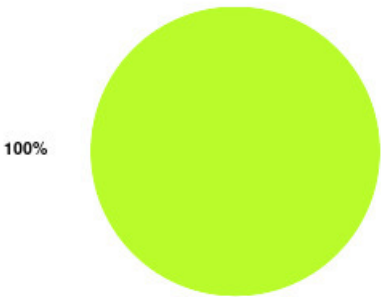
Number of responses: 0

Intermediate Care (ER) Summary

Number of responses: 7

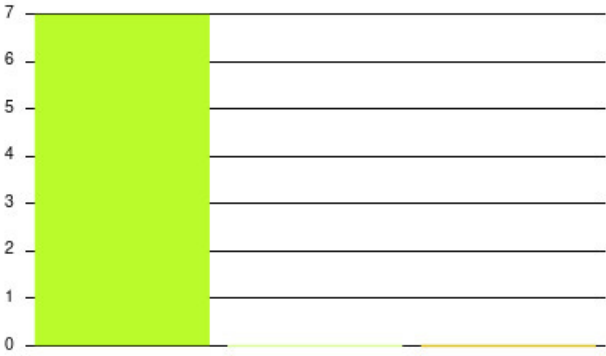
Experience	Amount	Percentage
Very good	7	100.000%
Good	0	0.000%
Neither good nor poor	0	0.000%
Poor	0	0.000%
Very poor	0	0.000%
Do not know	0	0.000%

Very good Good Neither good nor poor Poor
Very poor Do not know



Experience	Amount	Percentage
Very good & Good	7	100.000%
Very poor & Poor	0	0.000%
Neither good nor poor & Do not know	0	0.000%

Very good & Good Very poor & Poor
Neither good nor poor & Do not know

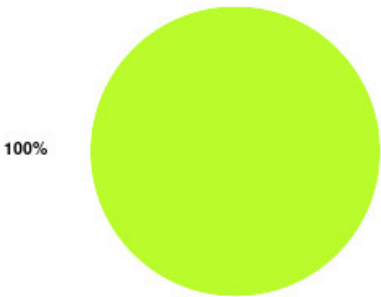


Jean Bishop ICC Summary

Number of responses: 10

Experience	Amount	Percentage
Very good	10	100.000%
Good	0	0.000%
Neither good nor poor	0	0.000%
Poor	0	0.000%
Very poor	0	0.000%
Do not know	0	0.000%

Very good Good Neither good nor poor Poor
Very poor Do not know



Experience	Amount	Percentage
Very good & Good	10	100.000%
Very poor & Poor	0	0.000%
Neither good nor poor & Do not know	0	0.000%

Very good & Good Very poor & Poor
Neither good nor poor & Do not know

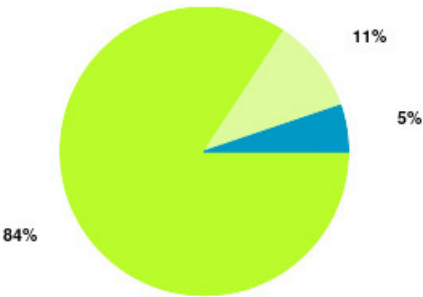


Let's Talk (Hull) Summary

Number of responses: 19

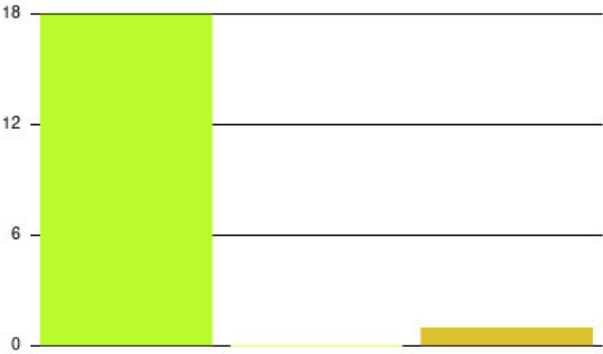
Experience	Amount	Percentage
Very good	16	84.211%
Good	2	10.526%
Neither good nor poor	0	0.000%
Poor	0	0.000%
Very poor	0	0.000%
Do not know	1	5.263%

Very good Good Neither good nor poor Poor
Very poor Do not know



Experience	Amount	Percentage
Very good & Good	18	94.737%
Very poor & Poor	0	0.000%
Neither good nor poor & Do not know	1	5.263%

Very good & Good Very poor & Poor
Neither good nor poor & Do not know



Let's Talk - Cruse Summary

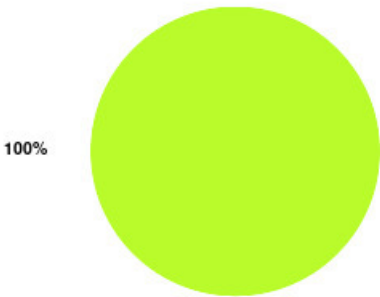
Number of responses: 0

Let's Talk - Employment Advisors Summary

Number of responses: 8

Experience	Amount	Percentage
Very good	8	100.000%
Good	0	0.000%
Neither good nor poor	0	0.000%
Poor	0	0.000%
Very poor	0	0.000%
Do not know	0	0.000%

Very good Good Neither good nor poor Poor
Very poor Do not know



Experience	Amount	Percentage
Very good & Good	8	100.000%
Very poor & Poor	0	0.000%
Neither good nor poor & Do not know	0	0.000%

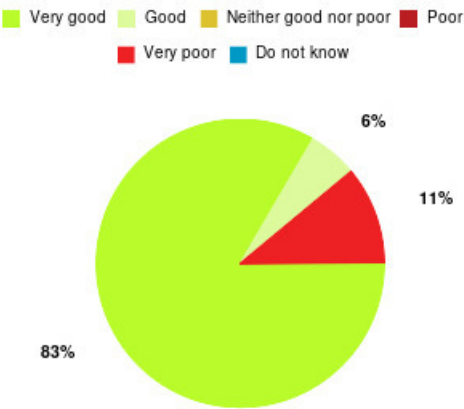
Very good & Good Very poor & Poor
Neither good nor poor & Do not know



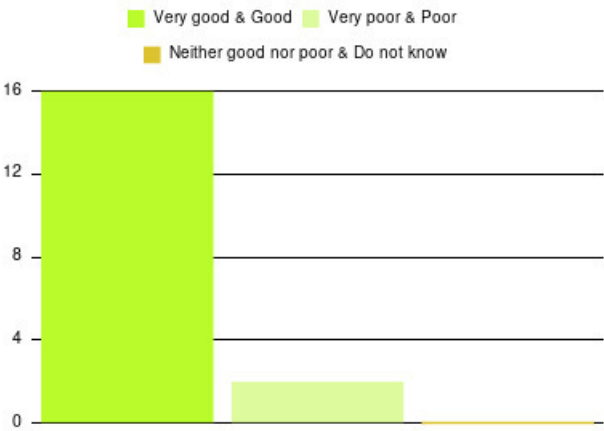
Let's Talk - Focus Counselling Summary

Number of responses: 18

Experience	Amount	Percentage
Very good	15	83.333%
Good	1	5.556%
Neither good nor poor	0	0.000%
Poor	0	0.000%
Very poor	2	11.111%
Do not know	0	0.000%



Experience	Amount	Percentage
Very good & Good	16	88.889%
Very poor & Poor	2	11.111%
Neither good nor poor & Do not know	0	0.000%

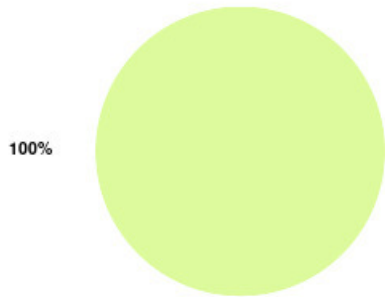


Let's Talk - Good Day Therapy Summary

Number of responses: 2

Experience	Amount	Percentage
Very good	0	0.000%
Good	2	100.000%
Neither good nor poor	0	0.000%
Poor	0	0.000%
Very poor	0	0.000%
Do not know	0	0.000%

Very good Good Neither good nor poor Poor
Very poor Do not know



Experience	Amount	Percentage
Very good & Good	2	100.000%
Very poor & Poor	0	0.000%
Neither good nor poor & Do not know	0	0.000%

Very good & Good Very poor & Poor
Neither good nor poor & Do not know



Let's Talk - HEY Mind Summary

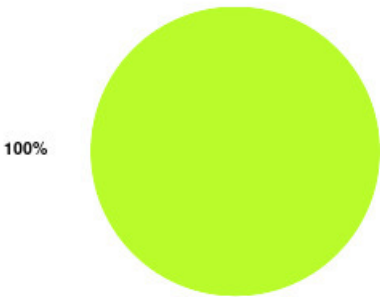
Number of responses: 0

Let's Talk - House of Light Summary

Number of responses: 10

Experience	Amount	Percentage
Very good	10	100.000%
Good	0	0.000%
Neither good nor poor	0	0.000%
Poor	0	0.000%
Very poor	0	0.000%
Do not know	0	0.000%

Very good Good Neither good nor poor Poor
Very poor Do not know



Experience	Amount	Percentage
Very good & Good	10	100.000%
Very poor & Poor	0	0.000%
Neither good nor poor & Do not know	0	0.000%

Very good & Good Very poor & Poor
Neither good nor poor & Do not know



Let's Talk - Joan Pickard Ltd Summary

Number of responses: 0

Let's Talk - Relate Summary

Number of responses: 0

Let's Talk - S2BH Summary

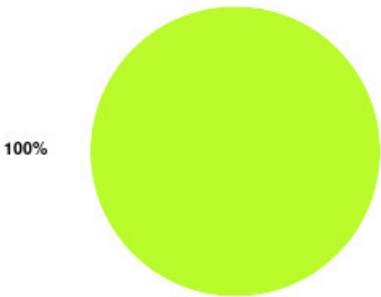
Number of responses: 0

Let's Talk - Temenos Summary

Number of responses: 2

Experience	Amount	Percentage
Very good	2	100.000%
Good	0	0.000%
Neither good nor poor	0	0.000%
Poor	0	0.000%
Very poor	0	0.000%
Do not know	0	0.000%

Very good Good Neither good nor poor Poor
Very poor Do not know



Experience	Amount	Percentage
Very good & Good	2	100.000%
Very poor & Poor	0	0.000%
Neither good nor poor & Do not know	0	0.000%

Very good & Good Very poor & Poor
Neither good nor poor & Do not know

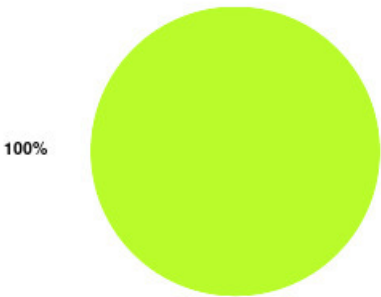


Lifestyle Referral (SH) Summary

Number of responses: 4

Experience	Amount	Percentage
Very good	4	100.000%
Good	0	0.000%
Neither good nor poor	0	0.000%
Poor	0	0.000%
Very poor	0	0.000%
Do not know	0	0.000%

Very good Good Neither good nor poor Poor
Very poor Do not know



Experience	Amount	Percentage
Very good & Good	4	100.000%
Very poor & Poor	0	0.000%
Neither good nor poor & Do not know	0	0.000%

Very good & Good Very poor & Poor
Neither good nor poor & Do not know

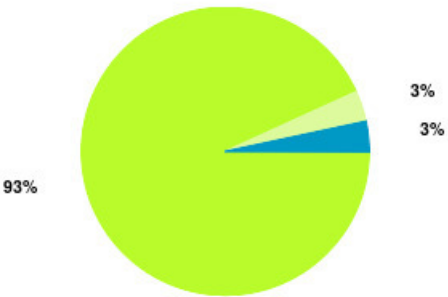


Liverpool Stop Smoking Service Summary

Number of responses: 29

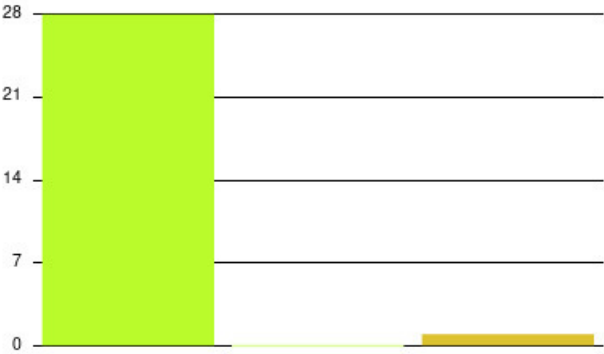
Experience	Amount	Percentage
Very good	27	93.103%
Good	1	3.448%
Neither good nor poor	0	0.000%
Poor	0	0.000%
Very poor	0	0.000%
Do not know	1	3.448%

Very good Good Neither good nor poor Poor
Very poor Do not know



Experience	Amount	Percentage
Very good & Good	28	96.552%
Very poor & Poor	0	0.000%
Neither good nor poor & Do not know	1	3.448%

Very good & Good Very poor & Poor
Neither good nor poor & Do not know



Local Outbreak Team Summary

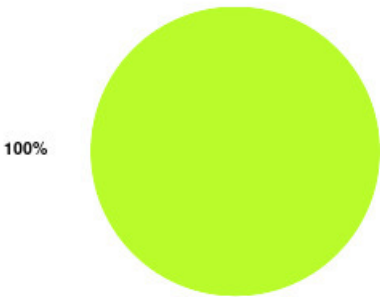
Number of responses: 0

Looked After Children Summary

Number of responses: 2

Experience	Amount	Percentage
Very good	2	100.000%
Good	0	0.000%
Neither good nor poor	0	0.000%
Poor	0	0.000%
Very poor	0	0.000%
Do not know	0	0.000%

Very good Good Neither good nor poor Poor
Very poor Do not know



Experience	Amount	Percentage
Very good & Good	2	100.000%
Very poor & Poor	0	0.000%
Neither good nor poor & Do not know	0	0.000%

Very good & Good Very poor & Poor
Neither good nor poor & Do not know



Lymphoedema Summary

Number of responses: 0

Lymphoedema (East Riding) Summary

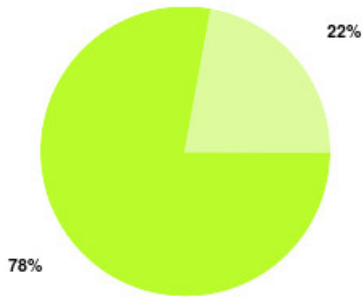
Number of responses: 0

ME/CFS Summary

Number of responses: 9

Experience	Amount	Percentage
Very good	7	77.778%
Good	2	22.222%
Neither good nor poor	0	0.000%
Poor	0	0.000%
Very poor	0	0.000%
Do not know	0	0.000%

Very good Good Neither good nor poor Poor
Very poor Do not know



Experience	Amount	Percentage
Very good & Good	9	100.000%
Very poor & Poor	0	0.000%
Neither good nor poor & Do not know	0	0.000%

Very good & Good Very poor & Poor
Neither good nor poor & Do not know



Medicines Management - Care Home Service Summary

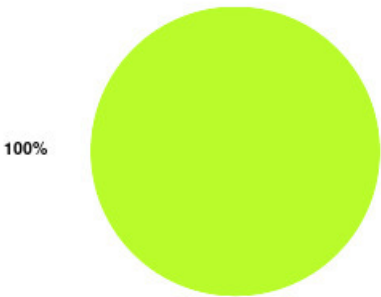
Number of responses: 0

Mental Health Team (SH) Summary

Number of responses: 1

Experience	Amount	Percentage
Very good	1	100.000%
Good	0	0.000%
Neither good nor poor	0	0.000%
Poor	0	0.000%
Very poor	0	0.000%
Do not know	0	0.000%

Very good Good Neither good nor poor Poor
Very poor Do not know



Experience	Amount	Percentage
Very good & Good	1	100.000%
Very poor & Poor	0	0.000%
Neither good nor poor & Do not know	0	0.000%

Very good & Good Very poor & Poor
Neither good nor poor & Do not know

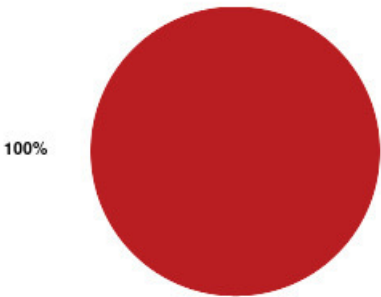


MSK Physiotherapy Summary

Number of responses: 1

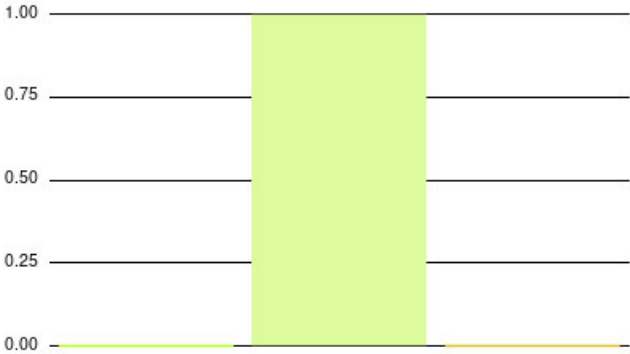
Experience	Amount	Percentage
Very good	0	0.000%
Good	0	0.000%
Neither good nor poor	0	0.000%
Poor	1	100.000%
Very poor	0	0.000%
Do not know	0	0.000%

Very good Good Neither good nor poor Poor
Very poor Do not know



Experience	Amount	Percentage
Very good & Good	0	0.000%
Very poor & Poor	1	100.000%
Neither good nor poor & Do not know	0	0.000%

Very good & Good Very poor & Poor
Neither good nor poor & Do not know

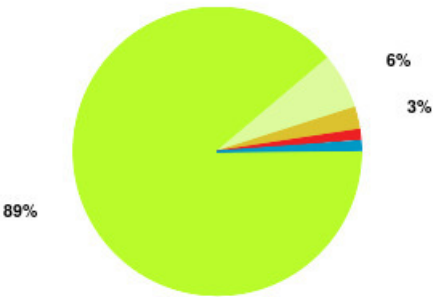


MSK Physiotherapy - Alfred Bean Hospital Summary

Number of responses: 80

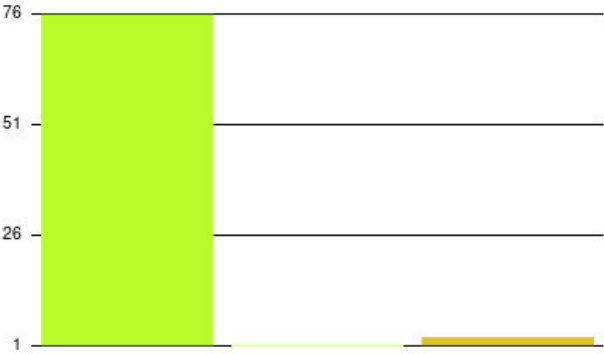
Experience	Amount	Percentage
Very good	71	88.750%
Good	5	6.250%
Neither good nor poor	2	2.500%
Poor	0	0.000%
Very poor	1	1.250%
Do not know	1	1.250%

Very good Good Neither good nor poor Poor
Very poor Do not know



Experience	Amount	Percentage
Very good & Good	76	95.000%
Very poor & Poor	1	1.250%
Neither good nor poor & Do not know	3	3.750%

Very good & Good Very poor & Poor
Neither good nor poor & Do not know

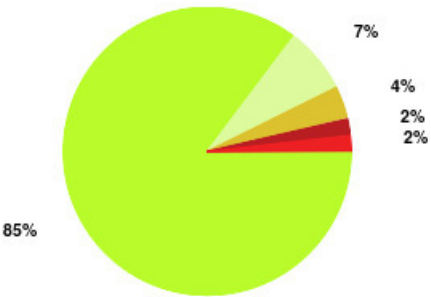


MSK Physiotherapy - Bridlington Hospital Summary

Number of responses: 54

Experience	Amount	Percentage
Very good	46	85.185%
Good	4	7.407%
Neither good nor poor	2	3.704%
Poor	1	1.852%
Very poor	1	1.852%
Do not know	0	0.000%

Very good Good Neither good nor poor Poor
Very poor Do not know



Experience	Amount	Percentage
Very good & Good	50	92.593%
Very poor & Poor	2	3.704%
Neither good nor poor & Do not know	2	3.704%

Very good & Good Very poor & Poor
Neither good nor poor & Do not know

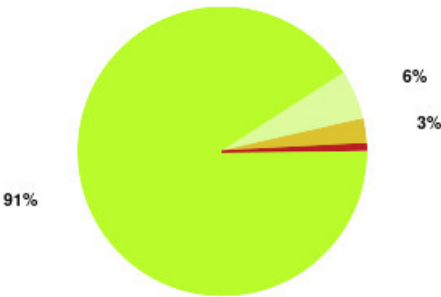


MSK Physiotherapy - East Riding Community Hospital Summary

Number of responses: 109

Experience	Amount	Percentage
Very good	99	90.826%
Good	6	5.505%
Neither good nor poor	3	2.752%
Poor	1	0.917%
Very poor	0	0.000%
Do not know	0	0.000%

Very good Good Neither good nor poor Poor
Very poor Do not know



Experience	Amount	Percentage
Very good & Good	105	96.330%
Very poor & Poor	1	0.917%
Neither good nor poor & Do not know	3	2.752%

Very good & Good Very poor & Poor
Neither good nor poor & Do not know

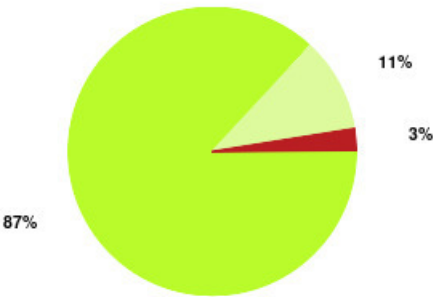


MSK Physiotherapy - Goole & District Hospital Summary

Number of responses: 38

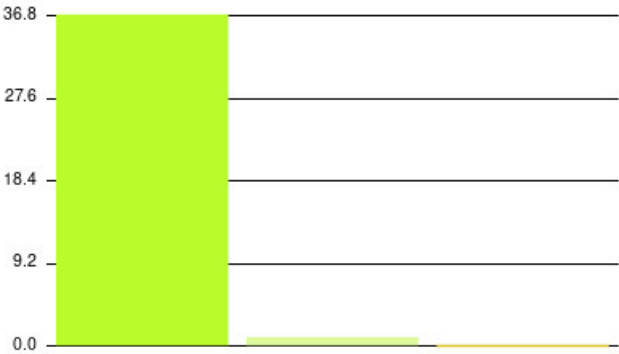
Experience	Amount	Percentage
Very good	33	86.842%
Good	4	10.526%
Neither good nor poor	0	0.000%
Poor	1	2.632%
Very poor	0	0.000%
Do not know	0	0.000%

Very good Good Neither good nor poor Poor
Very poor Do not know



Experience	Amount	Percentage
Very good & Good	37	97.368%
Very poor & Poor	1	2.632%
Neither good nor poor & Do not know	0	0.000%

Very good & Good Very poor & Poor
Neither good nor poor & Do not know

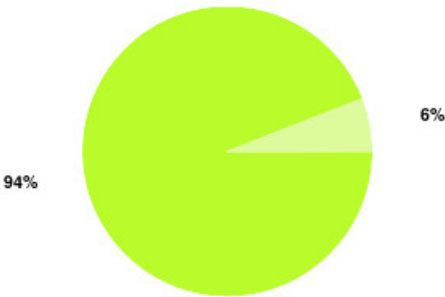


MSK Physiotherapy - Hessle Health Centre Summary

Number of responses: 50

Experience	Amount	Percentage
Very good	47	94.000%
Good	3	6.000%
Neither good nor poor	0	0.000%
Poor	0	0.000%
Very poor	0	0.000%
Do not know	0	0.000%

Very good Good Neither good nor poor Poor
Very poor Do not know



Experience	Amount	Percentage
Very good & Good	50	100.000%
Very poor & Poor	0	0.000%
Neither good nor poor & Do not know	0	0.000%

Very good & Good Very poor & Poor
Neither good nor poor & Do not know

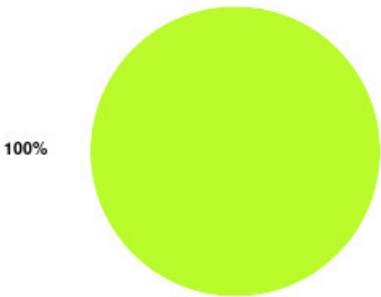


MSK Physiotherapy - Hornsea Cottage Hospital Summary

Number of responses: 4

Experience	Amount	Percentage
Very good	4	100.000%
Good	0	0.000%
Neither good nor poor	0	0.000%
Poor	0	0.000%
Very poor	0	0.000%
Do not know	0	0.000%

Very good Good Neither good nor poor Poor
Very poor Do not know



Experience	Amount	Percentage
Very good & Good	4	100.000%
Very poor & Poor	0	0.000%
Neither good nor poor & Do not know	0	0.000%

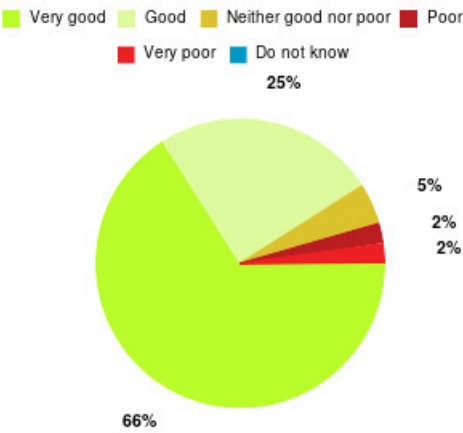
Very good & Good Very poor & Poor
Neither good nor poor & Do not know



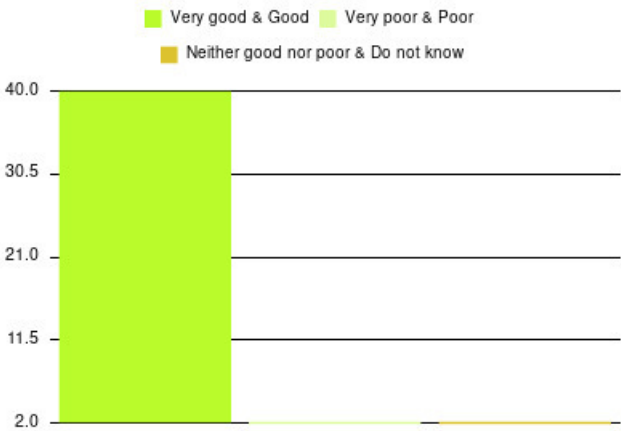
MSK Physiotherapy - Telehealth Summary

Number of responses: 44

Experience	Amount	Percentage
Very good	29	65.909%
Good	11	25.000%
Neither good nor poor	2	4.545%
Poor	1	2.273%
Very poor	1	2.273%
Do not know	0	0.000%



Experience	Amount	Percentage
Very good & Good	40	90.909%
Very poor & Poor	2	4.545%
Neither good nor poor & Do not know	2	4.545%

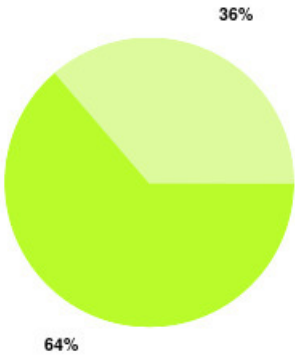


MSK Physiotherapy - Withernsea Hospital Summary

Number of responses: 11

Experience	Amount	Percentage
Very good	7	63.636%
Good	4	36.364%
Neither good nor poor	0	0.000%
Poor	0	0.000%
Very poor	0	0.000%
Do not know	0	0.000%

Very good Good Neither good nor poor Poor
Very poor Do not know



Experience	Amount	Percentage
Very good & Good	11	100.000%
Very poor & Poor	0	0.000%
Neither good nor poor & Do not know	0	0.000%

Very good & Good Very poor & Poor
Neither good nor poor & Do not know



Night Care Service (EOL) Summary

Number of responses: 0

OccWellbeing Summary

Number of responses: 0

Oral Health (SH) Summary

Number of responses: 0

Oral Health Promotion Team Summary

Number of responses: 0

Out of Hours Nursing (East Riding) Summary

Number of responses: 0

Out of Hours Nursing (EOL) Summary

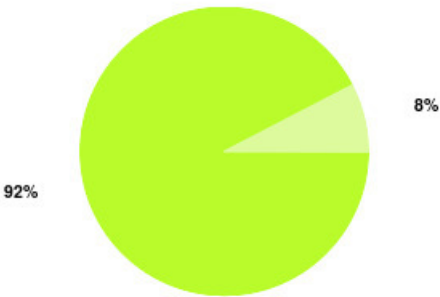
Number of responses: 0

Pain Management - ER & VoY Summary

Number of responses: 13

Experience	Amount	Percentage
Very good	12	92.308%
Good	1	7.692%
Neither good nor poor	0	0.000%
Poor	0	0.000%
Very poor	0	0.000%
Do not know	0	0.000%

Very good Good Neither good nor poor Poor
Very poor Do not know



Experience	Amount	Percentage
Very good & Good	13	100.000%
Very poor & Poor	0	0.000%
Neither good nor poor & Do not know	0	0.000%

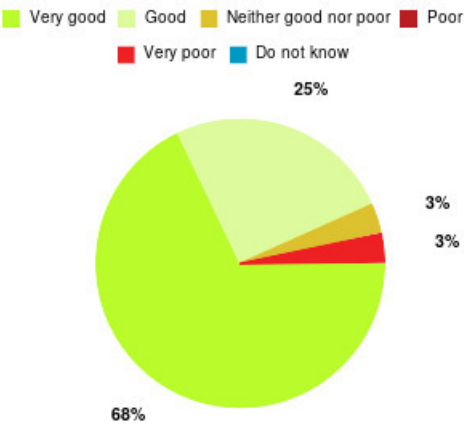
Very good & Good Very poor & Poor
Neither good nor poor & Do not know



Pain Management - Hull Summary

Number of responses: 59

Experience	Amount	Percentage
Very good	40	67.797%
Good	15	25.424%
Neither good nor poor	2	3.390%
Poor	0	0.000%
Very poor	2	3.390%
Do not know	0	0.000%



Experience	Amount	Percentage
Very good & Good	55	93.220%
Very poor & Poor	2	3.390%
Neither good nor poor & Do not know	2	3.390%

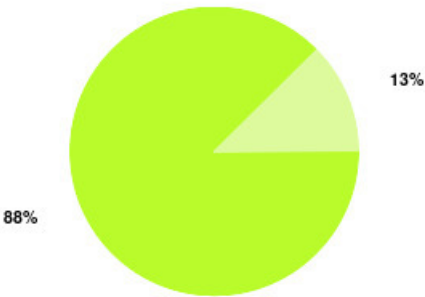


Parkinson's Hub (ICC) Summary

Number of responses: 8

Experience	Amount	Percentage
Very good	7	87.500%
Good	1	12.500%
Neither good nor poor	0	0.000%
Poor	0	0.000%
Very poor	0	0.000%
Do not know	0	0.000%

Very good Good Neither good nor poor Poor
Very poor Do not know



Experience	Amount	Percentage
Very good & Good	8	100.000%
Very poor & Poor	0	0.000%
Neither good nor poor & Do not know	0	0.000%

Very good & Good Very poor & Poor
Neither good nor poor & Do not know



PAUL for Brain recovery Summary

Number of responses: 0

Pharmacies Summary

Number of responses: 0

Phlebotomy - Withernsea Hospital Summary

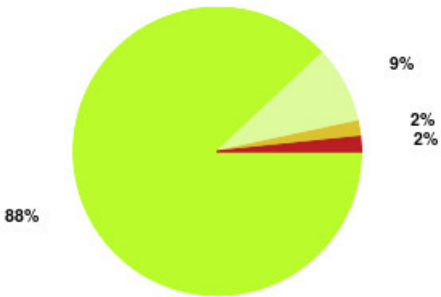
Number of responses: 0

Podiatry (ER - Beverley) Summary

Number of responses: 58

Experience	Amount	Percentage
Very good	51	87.931%
Good	5	8.621%
Neither good nor poor	1	1.724%
Poor	1	1.724%
Very poor	0	0.000%
Do not know	0	0.000%

Very good Good Neither good nor poor Poor
Very poor Do not know



Experience	Amount	Percentage
Very good & Good	56	96.552%
Very poor & Poor	1	1.724%
Neither good nor poor & Do not know	1	1.724%

Very good & Good Very poor & Poor
Neither good nor poor & Do not know

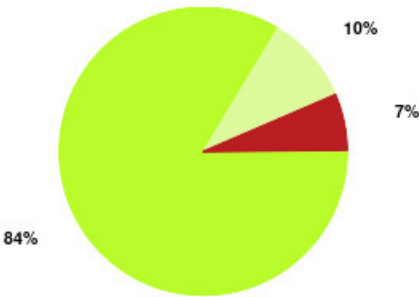


Podiatry (ER - Bridlington) Summary

Number of responses: 61

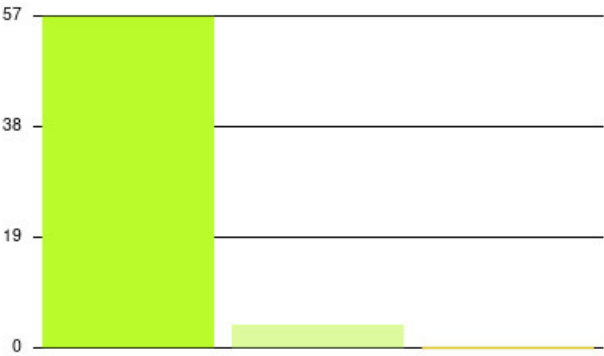
Experience	Amount	Percentage
Very good	51	83.607%
Good	6	9.836%
Neither good nor poor	0	0.000%
Poor	4	6.557%
Very poor	0	0.000%
Do not know	0	0.000%

Very good Good Neither good nor poor Poor
Very poor Do not know



Experience	Amount	Percentage
Very good & Good	57	93.443%
Very poor & Poor	4	6.557%
Neither good nor poor & Do not know	0	0.000%

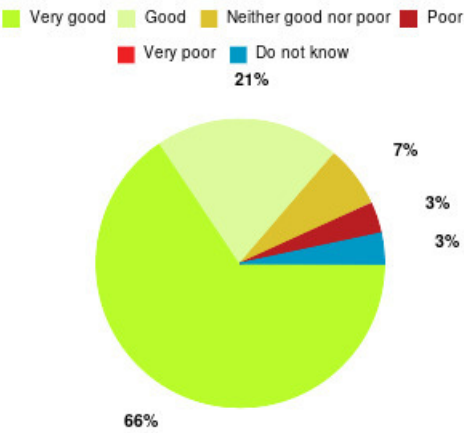
Very good & Good Very poor & Poor
Neither good nor poor & Do not know



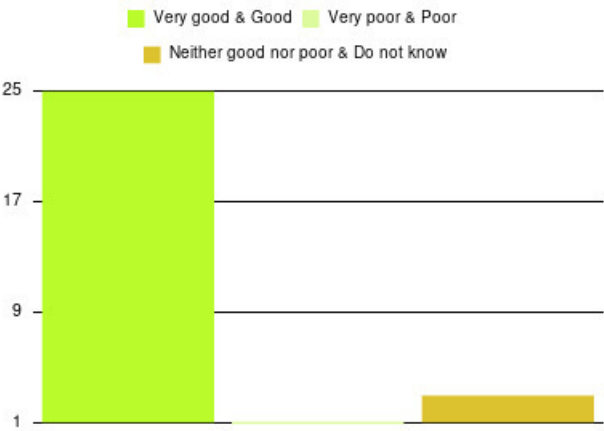
Podiatry (ER - Driffield) Summary

Number of responses: 29

Experience	Amount	Percentage
Very good	19	65.517%
Good	6	20.690%
Neither good nor poor	2	6.897%
Poor	1	3.448%
Very poor	0	0.000%
Do not know	1	3.448%



Experience	Amount	Percentage
Very good & Good	25	86.207%
Very poor & Poor	1	3.448%
Neither good nor poor & Do not know	3	10.345%

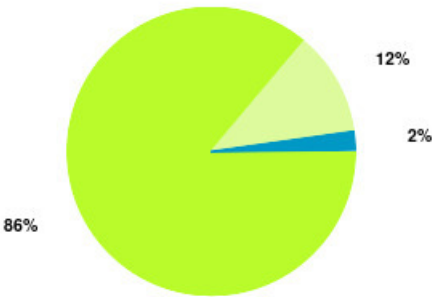


Podiatry (ER - Goole) Summary

Number of responses: 43

Experience	Amount	Percentage
Very good	37	86.047%
Good	5	11.628%
Neither good nor poor	0	0.000%
Poor	0	0.000%
Very poor	0	0.000%
Do not know	1	2.326%

Very good Good Neither good nor poor Poor
Very poor Do not know



Experience	Amount	Percentage
Very good & Good	42	97.674%
Very poor & Poor	0	0.000%
Neither good nor poor & Do not know	1	2.326%

Very good & Good Very poor & Poor
Neither good nor poor & Do not know



Podiatry (ER - Hedon/Rosedale) Summary

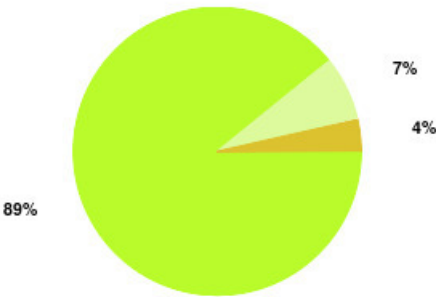
Number of responses: 0

Podiatry (ER - Hesse) Summary

Number of responses: 55

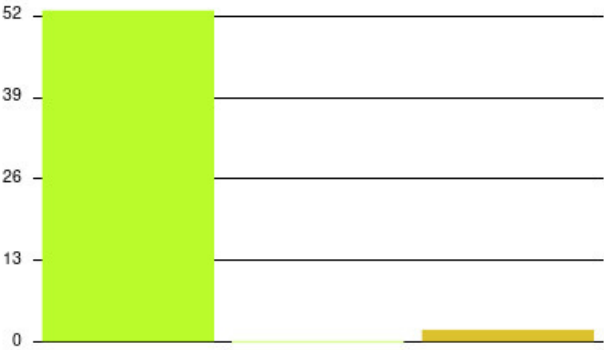
Experience	Amount	Percentage
Very good	49	89.091%
Good	4	7.273%
Neither good nor poor	2	3.636%
Poor	0	0.000%
Very poor	0	0.000%
Do not know	0	0.000%

Very good Good Neither good nor poor Poor
Very poor Do not know



Experience	Amount	Percentage
Very good & Good	53	96.364%
Very poor & Poor	0	0.000%
Neither good nor poor & Do not know	2	3.636%

Very good & Good Very poor & Poor
Neither good nor poor & Do not know

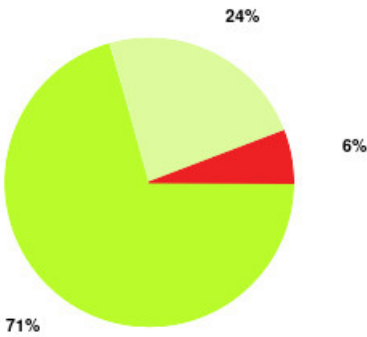


Podiatry (ER - Home visits) Summary

Number of responses: 17

Experience	Amount	Percentage
Very good	12	70.588%
Good	4	23.529%
Neither good nor poor	0	0.000%
Poor	0	0.000%
Very poor	1	5.882%
Do not know	0	0.000%

Very good Good Neither good nor poor Poor
Very poor Do not know



Experience	Amount	Percentage
Very good & Good	16	94.118%
Very poor & Poor	1	5.882%
Neither good nor poor & Do not know	0	0.000%

Very good & Good Very poor & Poor
Neither good nor poor & Do not know

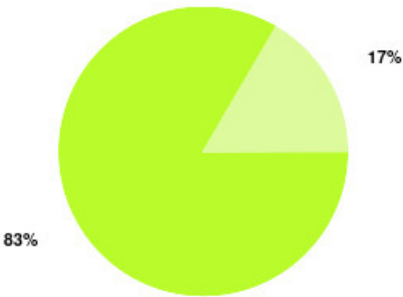


Podiatry (ER - Hornsea) Summary

Number of responses: 12

Experience	Amount	Percentage
Very good	10	83.333%
Good	2	16.667%
Neither good nor poor	0	0.000%
Poor	0	0.000%
Very poor	0	0.000%
Do not know	0	0.000%

Very good Good Neither good nor poor Poor
Very poor Do not know



Experience	Amount	Percentage
Very good & Good	12	100.000%
Very poor & Poor	0	0.000%
Neither good nor poor & Do not know	0	0.000%

Very good & Good Very poor & Poor
Neither good nor poor & Do not know

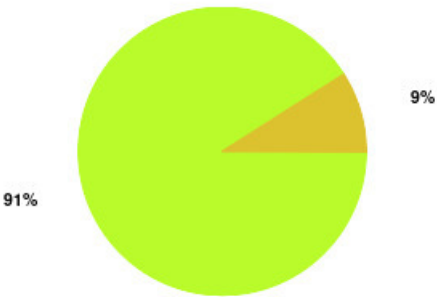


Podiatry (ER - Market Weighton) Summary

Number of responses: 22

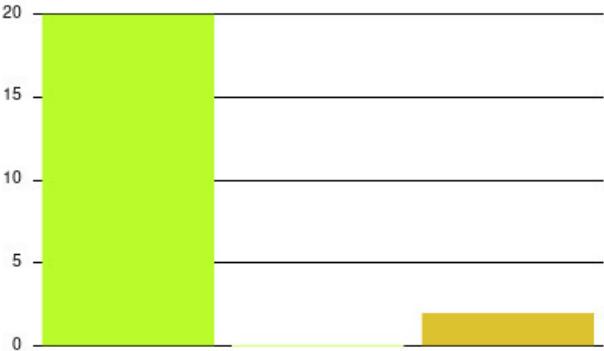
Experience	Amount	Percentage
Very good	20	90.909%
Good	0	0.000%
Neither good nor poor	2	9.091%
Poor	0	0.000%
Very poor	0	0.000%
Do not know	0	0.000%

Very good Good Neither good nor poor Poor
Very poor Do not know



Experience	Amount	Percentage
Very good & Good	20	90.909%
Very poor & Poor	0	0.000%
Neither good nor poor & Do not know	2	9.091%

Very good & Good Very poor & Poor
Neither good nor poor & Do not know

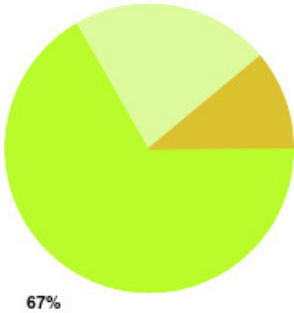


Podiatry (ER - MSK) Summary

Number of responses: 18

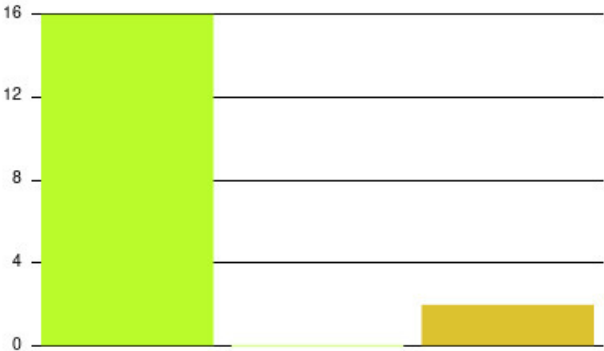
Experience	Amount	Percentage
Very good	12	66.667%
Good	4	22.222%
Neither good nor poor	2	11.111%
Poor	0	0.000%
Very poor	0	0.000%
Do not know	0	0.000%

Very good Good Neither good nor poor Poor
Very poor Do not know
22%
11%



Experience	Amount	Percentage
Very good & Good	16	88.889%
Very poor & Poor	0	0.000%
Neither good nor poor & Do not know	2	11.111%

Very good & Good Very poor & Poor
Neither good nor poor & Do not know

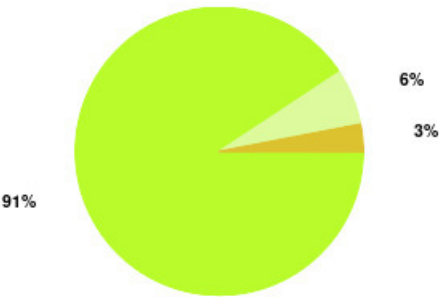


Podiatry (ER - Withernsea) Summary

Number of responses: 32

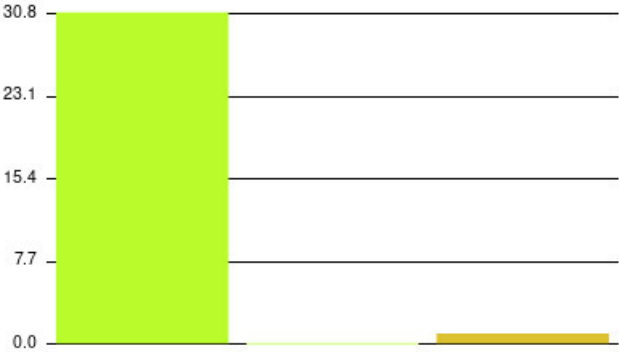
Experience	Amount	Percentage
Very good	29	90.625%
Good	2	6.250%
Neither good nor poor	1	3.125%
Poor	0	0.000%
Very poor	0	0.000%
Do not know	0	0.000%

Very good Good Neither good nor poor Poor
Very poor Do not know



Experience	Amount	Percentage
Very good & Good	31	96.875%
Very poor & Poor	0	0.000%
Neither good nor poor & Do not know	1	3.125%

Very good & Good Very poor & Poor
Neither good nor poor & Do not know

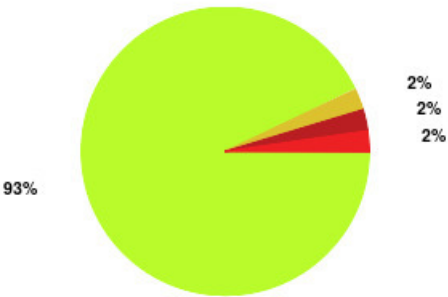


Podiatry (Hull - Allam Diabetes Centre) Summary

Number of responses: 42

Experience	Amount	Percentage
Very good	39	92.857%
Good	0	0.000%
Neither good nor poor	1	2.381%
Poor	1	2.381%
Very poor	1	2.381%
Do not know	0	0.000%

Very good Good Neither good nor poor Poor
Very poor Do not know



Experience	Amount	Percentage
Very good & Good	39	92.857%
Very poor & Poor	2	4.762%
Neither good nor poor & Do not know	1	2.381%

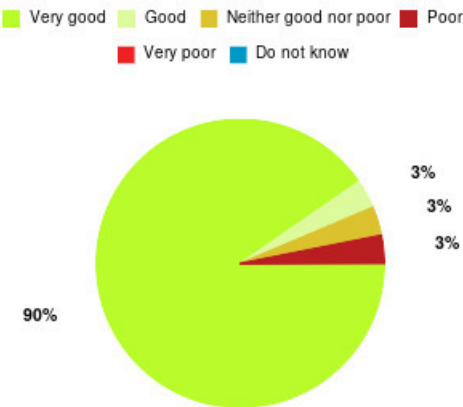
Very good & Good Very poor & Poor
Neither good nor poor & Do not know



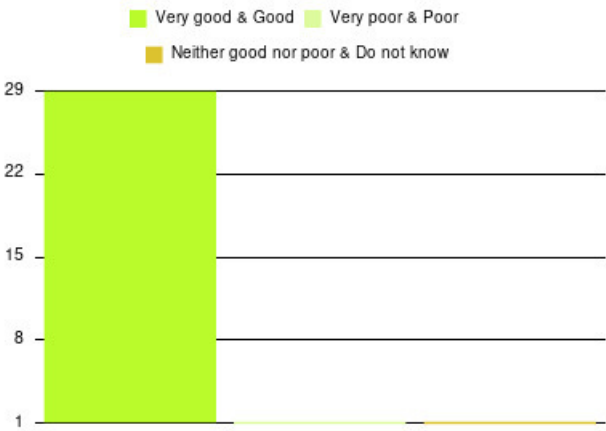
Podiatry (Hull - Bransholme HC) Summary

Number of responses: 31

Experience	Amount	Percentage
Very good	28	90.323%
Good	1	3.226%
Neither good nor poor	1	3.226%
Poor	1	3.226%
Very poor	0	0.000%
Do not know	0	0.000%



Experience	Amount	Percentage
Very good & Good	29	93.548%
Very poor & Poor	1	3.226%
Neither good nor poor & Do not know	1	3.226%

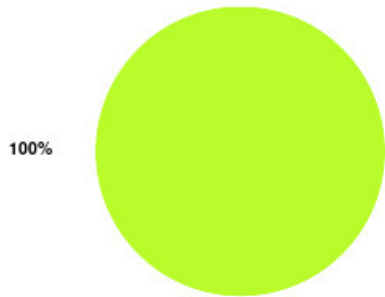


Podiatry (Hull - Dialysis clinic) Summary

Number of responses: 1


Experience	Amount	Percentage
Very good	1	100.000%
Good	0	0.000%
Neither good nor poor	0	0.000%
Poor	0	0.000%
Very poor	0	0.000%
Do not know	0	0.000%

Very good Good Neither good nor poor Poor
Very poor Do not know



Experience	Amount	Percentage
Very good & Good	1	100.000%
Very poor & Poor	0	0.000%
Neither good nor poor & Do not know	0	0.000%

Very good & Good Very poor & Poor
Neither good nor poor & Do not know

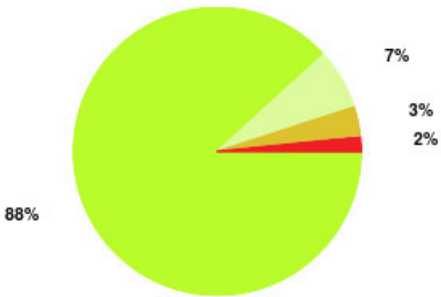


Podiatry (Hull - Elliott Chappell HC) Summary

Number of responses: 59


Experience	Amount	Percentage
Very good	52	88.136%
Good	4	6.780%
Neither good nor poor	2	3.390%
Poor	0	0.000%
Very poor	1	1.695%
Do not know	0	0.000%

Very good Good Neither good nor poor Poor
Very poor Do not know



Experience	Amount	Percentage
Very good & Good	56	94.915%
Very poor & Poor	1	1.695%
Neither good nor poor & Do not know	2	3.390%

Very good & Good Very poor & Poor
Neither good nor poor & Do not know



Podiatry (Hull - HMP Hull) Summary

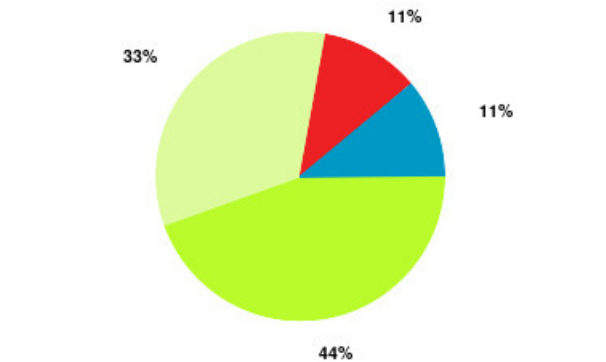
Number of responses: 0

Podiatry (Hull - Home visits) Summary

Number of responses: 9

Experience	Amount	Percentage
Very good	4	44.444%
Good	3	33.333%
Neither good nor poor	0	0.000%
Poor	0	0.000%
Very poor	1	11.111%
Do not know	1	11.111%

Very good Good Neither good nor poor Poor
Very poor Do not know



Experience	Amount	Percentage
Very good & Good	7	77.778%
Very poor & Poor	1	11.111%
Neither good nor poor & Do not know	1	11.111%

Very good & Good Very poor & Poor
Neither good nor poor & Do not know

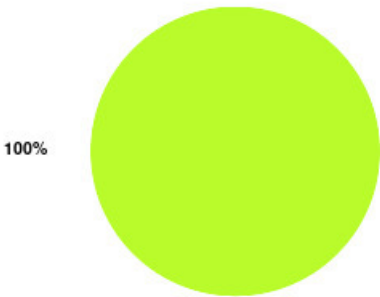


Podiatry (Hull - Homeless Service) Summary

Number of responses: 2

Experience	Amount	Percentage
Very good	2	100.000%
Good	0	0.000%
Neither good nor poor	0	0.000%
Poor	0	0.000%
Very poor	0	0.000%
Do not know	0	0.000%

Very good Good Neither good nor poor Poor
Very poor Do not know



Experience	Amount	Percentage
Very good & Good	2	100.000%
Very poor & Poor	0	0.000%
Neither good nor poor & Do not know	0	0.000%

Very good & Good Very poor & Poor
Neither good nor poor & Do not know

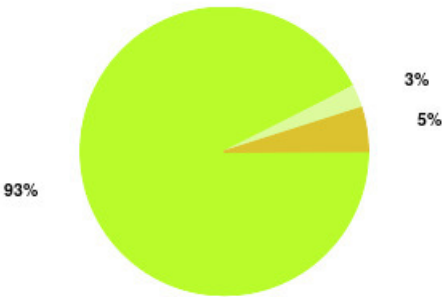


Podiatry (Hull - Longhill HC) Summary

Number of responses: 40

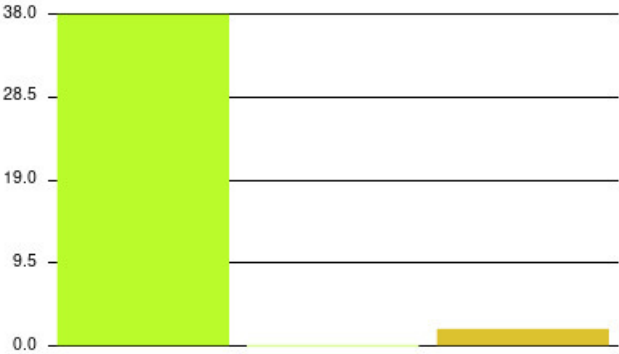
Experience	Amount	Percentage
Very good	37	92.500%
Good	1	2.500%
Neither good nor poor	2	5.000%
Poor	0	0.000%
Very poor	0	0.000%
Do not know	0	0.000%

Very good Good Neither good nor poor Poor
Very poor Do not know



Experience	Amount	Percentage
Very good & Good	38	95.000%
Very poor & Poor	0	0.000%
Neither good nor poor & Do not know	2	5.000%

Very good & Good Very poor & Poor
Neither good nor poor & Do not know

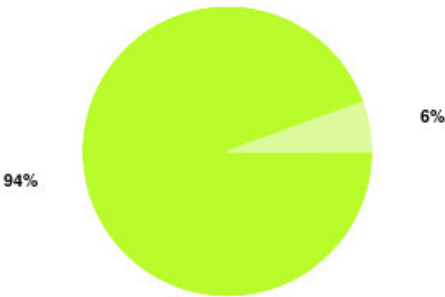


Podiatry (Hull - Morrill St) Summary

Number of responses: 71


Experience	Amount	Percentage
Very good	67	94.366%
Good	4	5.634%
Neither good nor poor	0	0.000%
Poor	0	0.000%
Very poor	0	0.000%
Do not know	0	0.000%

Very good Good Neither good nor poor Poor
Very poor Do not know



Experience	Amount	Percentage
Very good & Good	71	100.000%
Very poor & Poor	0	0.000%
Neither good nor poor & Do not know	0	0.000%

Very good & Good Very poor & Poor
Neither good nor poor & Do not know



Podiatry (Hull - Nail clinic) Summary

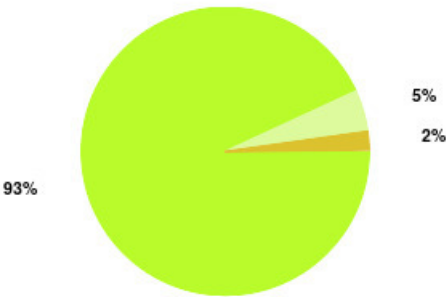
Number of responses: 0

Podiatry (Hull - Newington HC) Summary

Number of responses: 43

Experience	Amount	Percentage
Very good	40	93.023%
Good	2	4.651%
Neither good nor poor	1	2.326%
Poor	0	0.000%
Very poor	0	0.000%
Do not know	0	0.000%

Very good Good Neither good nor poor Poor
Very poor Do not know



Experience	Amount	Percentage
Very good & Good	42	97.674%
Very poor & Poor	0	0.000%
Neither good nor poor & Do not know	1	2.326%

Very good & Good Very poor & Poor
Neither good nor poor & Do not know

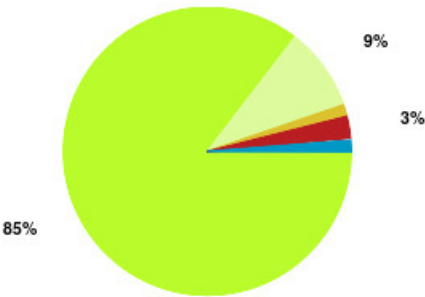


Podiatry (Hull - Orchard Centre) Summary

Number of responses: 75

Experience	Amount	Percentage
Very good	64	85.333%
Good	7	9.333%
Neither good nor poor	1	1.333%
Poor	2	2.667%
Very poor	0	0.000%
Do not know	1	1.333%

Very good Good Neither good nor poor Poor
Very poor Do not know



Experience	Amount	Percentage
Very good & Good	71	94.667%
Very poor & Poor	2	2.667%
Neither good nor poor & Do not know	2	2.667%

Very good & Good Very poor & Poor
Neither good nor poor & Do not know

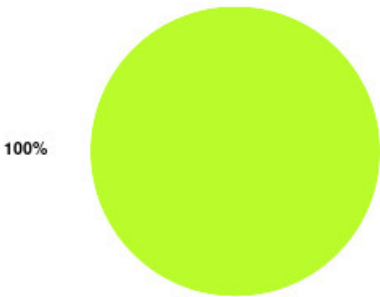


Podiatry (Hull - Rheumatology H.R.I.) Summary

Number of responses: 3

Experience	Amount	Percentage
Very good	3	100.000%
Good	0	0.000%
Neither good nor poor	0	0.000%
Poor	0	0.000%
Very poor	0	0.000%
Do not know	0	0.000%

Very good Good Neither good nor poor Poor
Very poor Do not know



Experience	Amount	Percentage
Very good & Good	3	100.000%
Very poor & Poor	0	0.000%
Neither good nor poor & Do not know	0	0.000%

Very good & Good Very poor & Poor
Neither good nor poor & Do not know



Podiatry (Hull - Terry St) Summary

Number of responses: 0

Podiatry (Hull - The Crossings) Summary

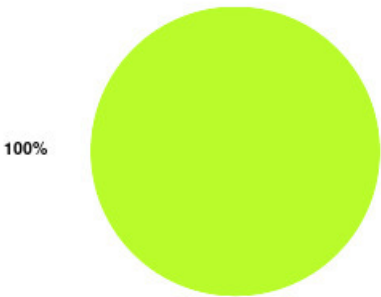
Number of responses: 0

Podiatry (Hull - Ward visits) Summary

Number of responses: 2

Experience	Amount	Percentage
Very good	2	100.000%
Good	0	0.000%
Neither good nor poor	0	0.000%
Poor	0	0.000%
Very poor	0	0.000%
Do not know	0	0.000%

Very good Good Neither good nor poor Poor
Very poor Do not know



Experience	Amount	Percentage
Very good & Good	2	100.000%
Very poor & Poor	0	0.000%
Neither good nor poor & Do not know	0	0.000%

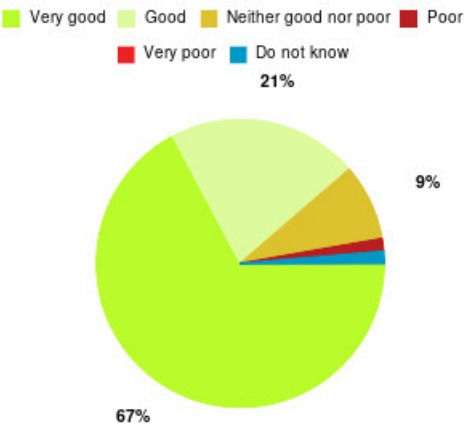
Very good & Good Very poor & Poor
Neither good nor poor & Do not know



Podiatry (telephone appointment) Summary

Number of responses: 70

Experience	Amount	Percentage
Very good	47	67.143%
Good	15	21.429%
Neither good nor poor	6	8.571%
Poor	1	1.429%
Very poor	0	0.000%
Do not know	1	1.429%



Experience	Amount	Percentage
Very good & Good	62	88.571%
Very poor & Poor	1	1.429%
Neither good nor poor & Do not know	7	10.000%



Primary Care - Mental Health Coordinator Summary

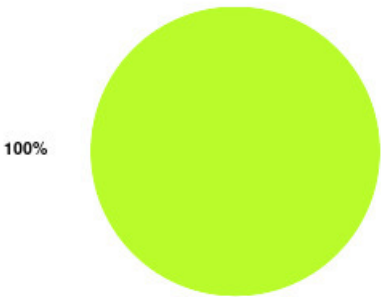
Number of responses: 0

Pulmonary Rehab (ER) Summary

Number of responses: 28

Experience	Amount	Percentage
Very good	28	100.000%
Good	0	0.000%
Neither good nor poor	0	0.000%
Poor	0	0.000%
Very poor	0	0.000%
Do not know	0	0.000%

Very good Good Neither good nor poor Poor
Very poor Do not know



Experience	Amount	Percentage
Very good & Good	28	100.000%
Very poor & Poor	0	0.000%
Neither good nor poor & Do not know	0	0.000%

Very good & Good Very poor & Poor
Neither good nor poor & Do not know

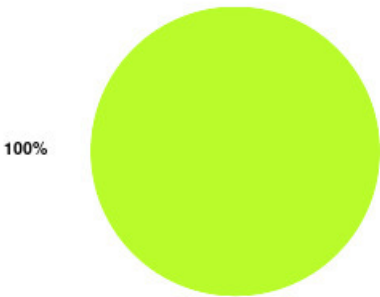


Pulmonary Rehab (Hull) Summary

Number of responses: 9

Experience	Amount	Percentage
Very good	9	100.000%
Good	0	0.000%
Neither good nor poor	0	0.000%
Poor	0	0.000%
Very poor	0	0.000%
Do not know	0	0.000%

Very good Good Neither good nor poor Poor
Very poor Do not know



Experience	Amount	Percentage
Very good & Good	9	100.000%
Very poor & Poor	0	0.000%
Neither good nor poor & Do not know	0	0.000%

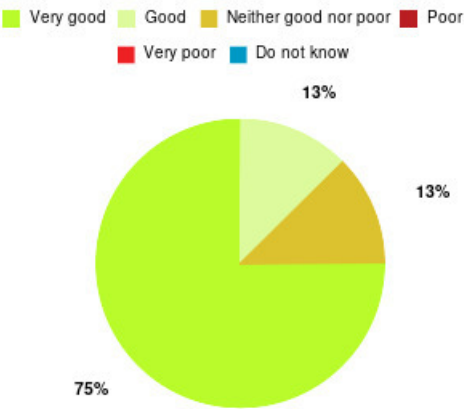
Very good & Good Very poor & Poor
Neither good nor poor & Do not know



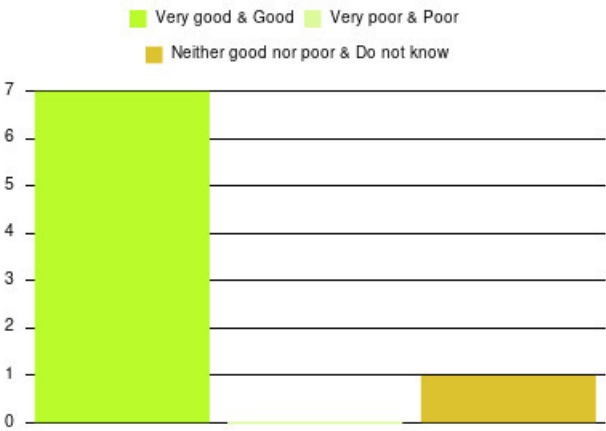
Rossmore Summary

Number of responses: 8

Experience	Amount	Percentage
Very good	6	75.000%
Good	1	12.500%
Neither good nor poor	1	12.500%
Poor	0	0.000%
Very poor	0	0.000%
Do not know	0	0.000%



Experience	Amount	Percentage
Very good & Good	7	87.500%
Very poor & Poor	0	0.000%
Neither good nor poor & Do not know	1	12.500%



School Health + Summary

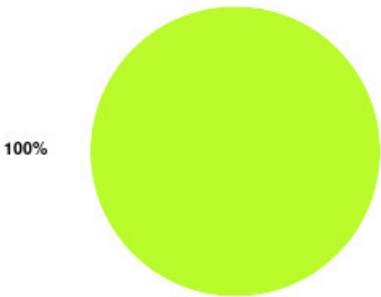
Number of responses: 0

Sexual Health - Erectile Dysfunction (East Riding) Summary

Number of responses: 1

Experience	Amount	Percentage
Very good	1	100.000%
Good	0	0.000%
Neither good nor poor	0	0.000%
Poor	0	0.000%
Very poor	0	0.000%
Do not know	0	0.000%

Very good Good Neither good nor poor Poor
Very poor Do not know



Experience	Amount	Percentage
Very good & Good	1	100.000%
Very poor & Poor	0	0.000%
Neither good nor poor & Do not know	0	0.000%

Very good & Good Very poor & Poor
Neither good nor poor & Do not know

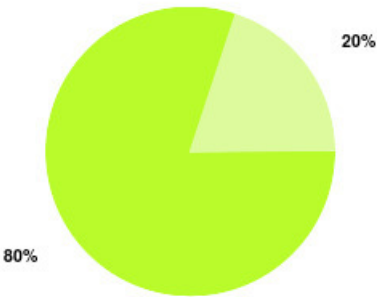


Sexual Health - Erectile Dysfunction (Hull) Summary

Number of responses: 5

Experience	Amount	Percentage
Very good	4	80.000%
Good	1	20.000%
Neither good nor poor	0	0.000%
Poor	0	0.000%
Very poor	0	0.000%
Do not know	0	0.000%

Very good Good Neither good nor poor Poor
Very poor Do not know



Experience	Amount	Percentage
Very good & Good	5	100.000%
Very poor & Poor	0	0.000%
Neither good nor poor & Do not know	0	0.000%

Very good & Good Very poor & Poor
Neither good nor poor & Do not know

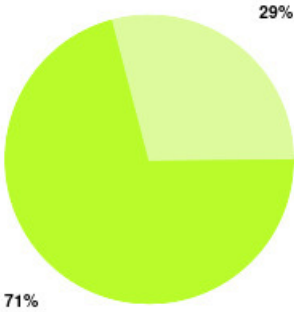


Sexual Health - GUM & Family Planning (East Riding) Summary

Number of responses: 24

Experience	Amount	Percentage
Very good	17	70.833%
Good	7	29.167%
Neither good nor poor	0	0.000%
Poor	0	0.000%
Very poor	0	0.000%
Do not know	0	0.000%

Very good Good Neither good nor poor Poor
Very poor Do not know



Experience	Amount	Percentage
Very good & Good	24	100.000%
Very poor & Poor	0	0.000%
Neither good nor poor & Do not know	0	0.000%

Very good & Good Very poor & Poor
Neither good nor poor & Do not know

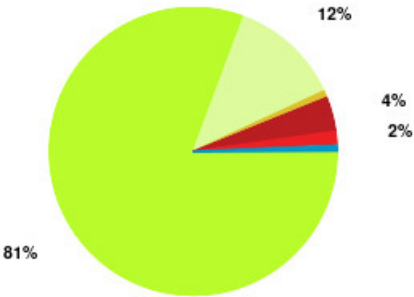


Sexual Health - GUM & Family Planning (Hull) Summary

Number of responses: 129

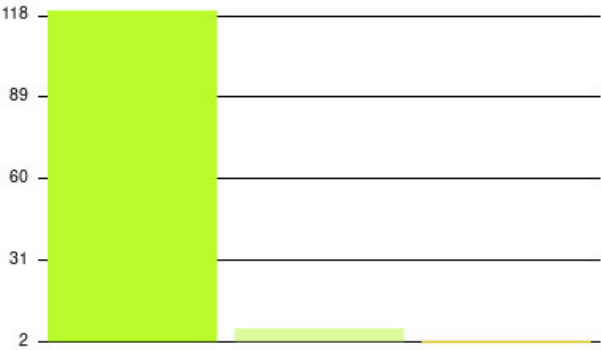
Experience	Amount	Percentage
Very good	104	80.620%
Good	16	12.403%
Neither good nor poor	1	0.775%
Poor	5	3.876%
Very poor	2	1.550%
Do not know	1	0.775%

Very good Good Neither good nor poor Poor
Very poor Do not know



Experience	Amount	Percentage
Very good & Good	120	93.023%
Very poor & Poor	7	5.426%
Neither good nor poor & Do not know	2	1.550%

Very good & Good Very poor & Poor
Neither good nor poor & Do not know



Sexual Health - Outreach (East Riding) Summary

Number of responses: 0

Sexual Health - Outreach (Hull) Summary

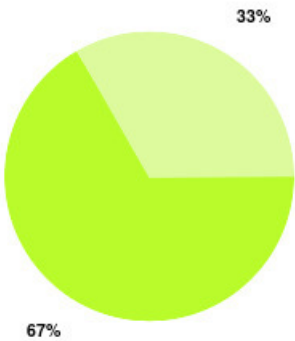
Number of responses: 0

Sexual Health - Ultrasound (Hull) Summary

Number of responses: 3

Experience	Amount	Percentage
Very good	2	66.667%
Good	1	33.333%
Neither good nor poor	0	0.000%
Poor	0	0.000%
Very poor	0	0.000%
Do not know	0	0.000%

Very good Good Neither good nor poor Poor
Very poor Do not know



Experience	Amount	Percentage
Very good & Good	3	100.000%
Very poor & Poor	0	0.000%
Neither good nor poor & Do not know	0	0.000%

Very good & Good Very poor & Poor
Neither good nor poor & Do not know

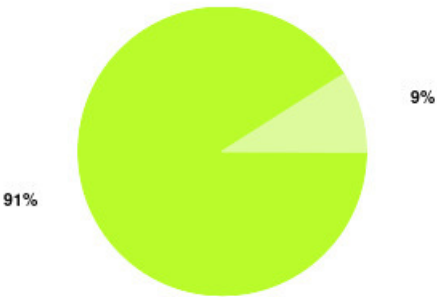


Sexual Health - Unplanned Pregnancy Service Summary

Number of responses: 11

Experience	Amount	Percentage
Very good	10	90.909%
Good	1	9.091%
Neither good nor poor	0	0.000%
Poor	0	0.000%
Very poor	0	0.000%
Do not know	0	0.000%

Very good Good Neither good nor poor Poor
Very poor Do not know



Experience	Amount	Percentage
Very good & Good	11	100.000%
Very poor & Poor	0	0.000%
Neither good nor poor & Do not know	0	0.000%

Very good & Good Very poor & Poor
Neither good nor poor & Do not know

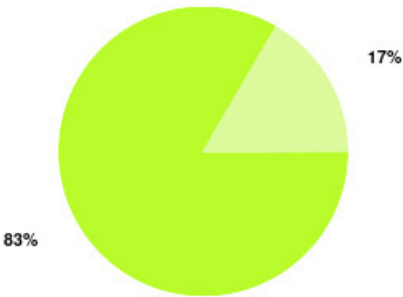


Sexual Health - Vasectomy (Hull) Summary

Number of responses: 6

Experience	Amount	Percentage
Very good	5	83.333%
Good	1	16.667%
Neither good nor poor	0	0.000%
Poor	0	0.000%
Very poor	0	0.000%
Do not know	0	0.000%

Very good Good Neither good nor poor Poor
Very poor Do not know



Experience	Amount	Percentage
Very good & Good	6	100.000%
Very poor & Poor	0	0.000%
Neither good nor poor & Do not know	0	0.000%

Very good & Good Very poor & Poor
Neither good nor poor & Do not know



Sexual Health - Women's Health (East Riding) Summary

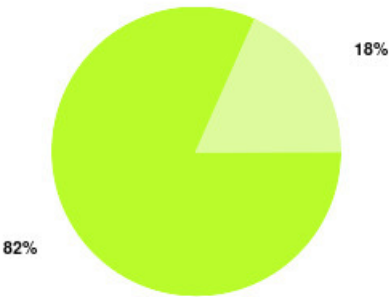
Number of responses: 0

Sexual Health - Women's Health (Hull) Summary

Number of responses: 38

Experience	Amount	Percentage
Very good	31	81.579%
Good	7	18.421%
Neither good nor poor	0	0.000%
Poor	0	0.000%
Very poor	0	0.000%
Do not know	0	0.000%

Very good Good Neither good nor poor Poor
Very poor Do not know



Experience	Amount	Percentage
Very good & Good	38	100.000%
Very poor & Poor	0	0.000%
Neither good nor poor & Do not know	0	0.000%

Very good & Good Very poor & Poor
Neither good nor poor & Do not know



Smokefree (Knowsley) Summary

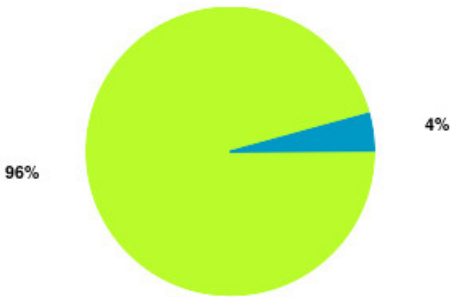
Number of responses: 0

Smokefree (St Helens) Summary

Number of responses: 23

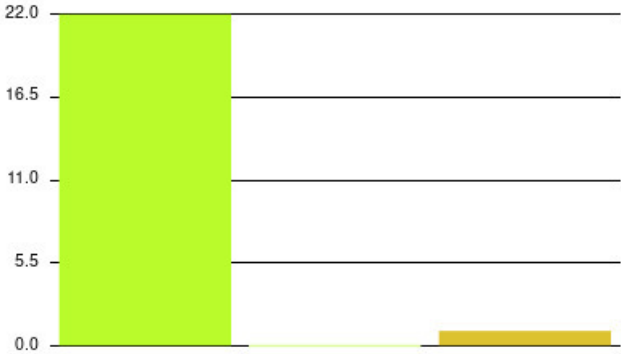
Experience	Amount	Percentage
Very good	22	95.652%
Good	0	0.000%
Neither good nor poor	0	0.000%
Poor	0	0.000%
Very poor	0	0.000%
Do not know	1	4.348%

Very good Good Neither good nor poor Poor
Very poor Do not know



Experience	Amount	Percentage
Very good & Good	22	95.652%
Very poor & Poor	0	0.000%
Neither good nor poor & Do not know	1	4.348%

Very good & Good Very poor & Poor
Neither good nor poor & Do not know



Specialist Palliative Care Services (EOL) Summary

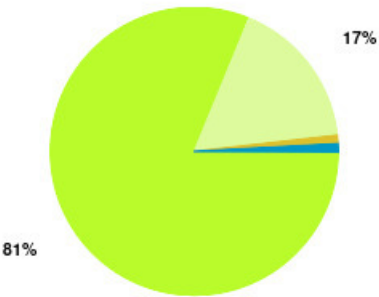
Number of responses: 0

Specialist Weight Management Services Summary

Number of responses: 106

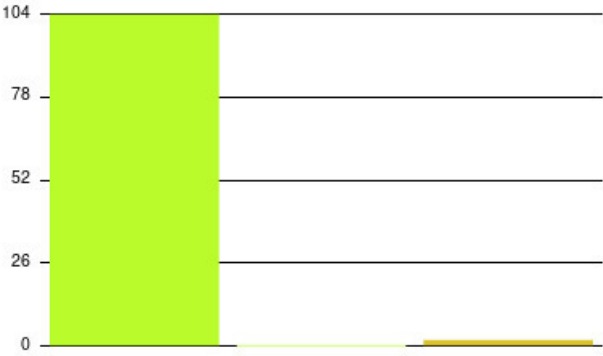
Experience	Amount	Percentage
Very good	86	81.132%
Good	18	16.981%
Neither good nor poor	1	0.943%
Poor	0	0.000%
Very poor	0	0.000%
Do not know	1	0.943%

Very good Good Neither good nor poor Poor
Very poor Do not know



Experience	Amount	Percentage
Very good & Good	104	98.113%
Very poor & Poor	0	0.000%
Neither good nor poor & Do not know	2	1.887%

Very good & Good Very poor & Poor
Neither good nor poor & Do not know

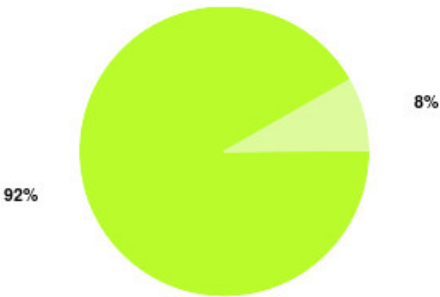


Speech and Language Therapy (East Riding) Summary

Number of responses: 24

Experience	Amount	Percentage
Very good	22	91.667%
Good	2	8.333%
Neither good nor poor	0	0.000%
Poor	0	0.000%
Very poor	0	0.000%
Do not know	0	0.000%

Very good Good Neither good nor poor Poor
Very poor Do not know



Experience	Amount	Percentage
Very good & Good	24	100.000%
Very poor & Poor	0	0.000%
Neither good nor poor & Do not know	0	0.000%

Very good & Good Very poor & Poor
Neither good nor poor & Do not know

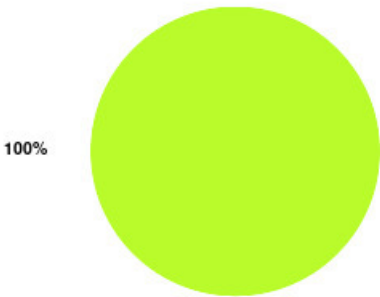


Speech and Language Therapy (Hull) Summary

Number of responses: 7

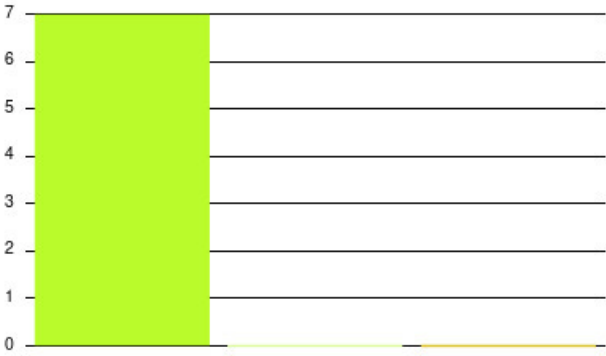
Experience	Amount	Percentage
Very good	7	100.000%
Good	0	0.000%
Neither good nor poor	0	0.000%
Poor	0	0.000%
Very poor	0	0.000%
Do not know	0	0.000%

Very good Good Neither good nor poor Poor
Very poor Do not know



Experience	Amount	Percentage
Very good & Good	7	100.000%
Very poor & Poor	0	0.000%
Neither good nor poor & Do not know	0	0.000%

Very good & Good Very poor & Poor
Neither good nor poor & Do not know



Story Street Walk In Summary

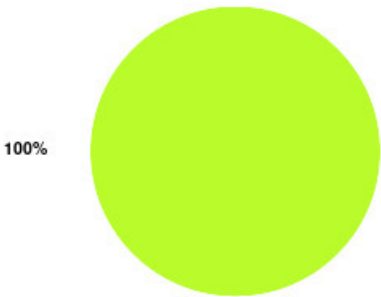
Number of responses: 0

Stroke Team (East Riding) Summary

Number of responses: 5

Experience	Amount	Percentage
Very good	5	100.000%
Good	0	0.000%
Neither good nor poor	0	0.000%
Poor	0	0.000%
Very poor	0	0.000%
Do not know	0	0.000%

Very good Good Neither good nor poor Poor
Very poor Do not know



Experience	Amount	Percentage
Very good & Good	5	100.000%
Very poor & Poor	0	0.000%
Neither good nor poor & Do not know	0	0.000%

Very good & Good Very poor & Poor
Neither good nor poor & Do not know

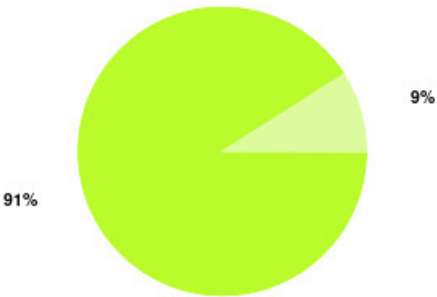


Stroke Team (Hull) Summary

Number of responses: 11


Experience	Amount	Percentage
Very good	10	90.909%
Good	1	9.091%
Neither good nor poor	0	0.000%
Poor	0	0.000%
Very poor	0	0.000%
Do not know	0	0.000%

Very good Good Neither good nor poor Poor
Very poor Do not know



Experience	Amount	Percentage
Very good & Good	11	100.000%
Very poor & Poor	0	0.000%
Neither good nor poor & Do not know	0	0.000%

Very good & Good Very poor & Poor
Neither good nor poor & Do not know



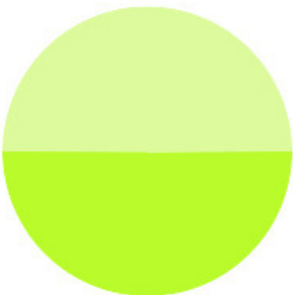
T1DE Summary

Number of responses: 2

Experience	Amount	Percentage
Very good	1	50.000%
Good	1	50.000%
Neither good nor poor	0	0.000%
Poor	0	0.000%
Very poor	0	0.000%
Do not know	0	0.000%

Experience	Amount	Percentage
Very good & Good	2	100.000%
Very poor & Poor	0	0.000%
Neither good nor poor & Do not know	0	0.000%

Very good Good Neither good nor poor Poor
Very poor Do not know



Very good & Good Very poor & Poor
Neither good nor poor & Do not know



TB Nursing Team Summary

Number of responses: 0

Telehealth Summary

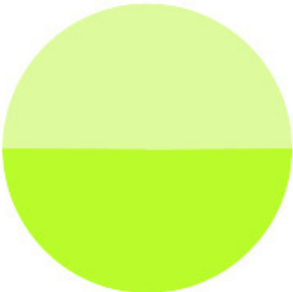
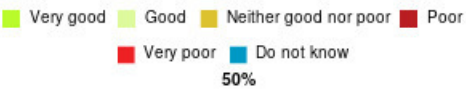
Number of responses: 0

Tier 3 Specialist Weight Management (SH) Summary

Number of responses: 2

Experience	Amount	Percentage
Very good	1	50.000%
Good	1	50.000%
Neither good nor poor	0	0.000%
Poor	0	0.000%
Very poor	0	0.000%
Do not know	0	0.000%

Experience	Amount	Percentage
Very good & Good	2	100.000%
Very poor & Poor	0	0.000%
Neither good nor poor & Do not know	0	0.000%



50%



Tissue Viability Summary

Number of responses: 0

Trainee Health Psychologist Summary

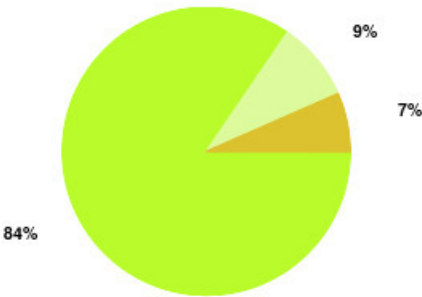
Number of responses: 0

Treatment rooms (ER) Summary

Number of responses: 45

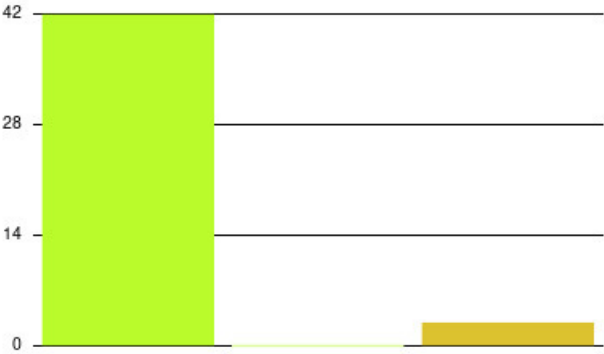
Experience	Amount	Percentage
Very good	38	84.444%
Good	4	8.889%
Neither good nor poor	3	6.667%
Poor	0	0.000%
Very poor	0	0.000%
Do not know	0	0.000%

Very good Good Neither good nor poor Poor
Very poor Do not know



Experience	Amount	Percentage
Very good & Good	42	93.333%
Very poor & Poor	0	0.000%
Neither good nor poor & Do not know	3	6.667%

Very good & Good Very poor & Poor
Neither good nor poor & Do not know

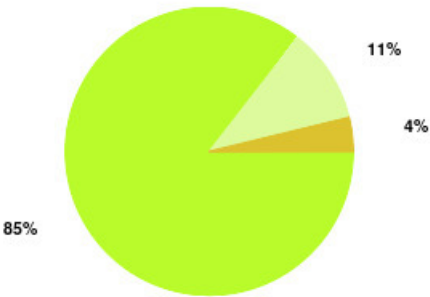


Treatment rooms (Hull) Summary

Number of responses: 103

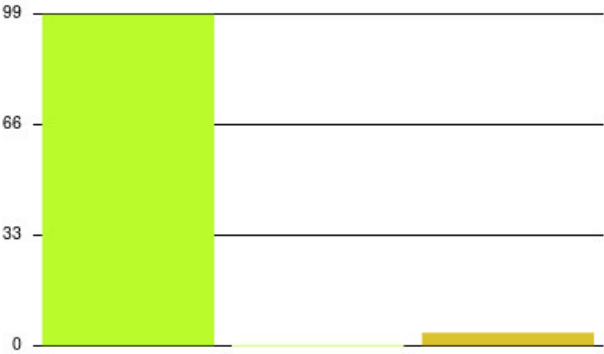
Experience	Amount	Percentage
Very good	88	85.437%
Good	11	10.680%
Neither good nor poor	4	3.883%
Poor	0	0.000%
Very poor	0	0.000%
Do not know	0	0.000%

Very good Good Neither good nor poor Poor
Very poor Do not know



Experience	Amount	Percentage
Very good & Good	99	96.117%
Very poor & Poor	0	0.000%
Neither good nor poor & Do not know	4	3.883%

Very good & Good Very poor & Poor
Neither good nor poor & Do not know

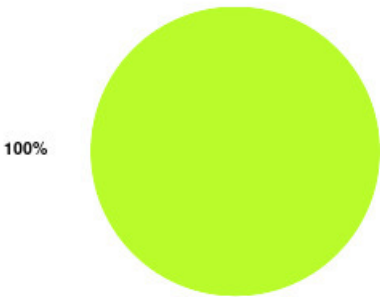


Urgent Community Response Team Summary

Number of responses: 2

Experience	Amount	Percentage
Very good	2	100.000%
Good	0	0.000%
Neither good nor poor	0	0.000%
Poor	0	0.000%
Very poor	0	0.000%
Do not know	0	0.000%

Very good Good Neither good nor poor Poor
Very poor Do not know



Experience	Amount	Percentage
Very good & Good	2	100.000%
Very poor & Poor	0	0.000%
Neither good nor poor & Do not know	0	0.000%

Very good & Good Very poor & Poor
Neither good nor poor & Do not know

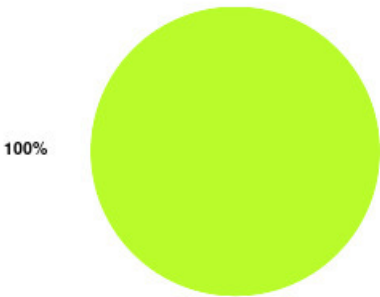


Virtual Ward Summary

Number of responses: 1

Experience	Amount	Percentage
Very good	1	100.000%
Good	0	0.000%
Neither good nor poor	0	0.000%
Poor	0	0.000%
Very poor	0	0.000%
Do not know	0	0.000%

Very good Good Neither good nor poor Poor
Very poor Do not know



Experience	Amount	Percentage
Very good & Good	1	100.000%
Very poor & Poor	0	0.000%
Neither good nor poor & Do not know	0	0.000%

Very good & Good Very poor & Poor
Neither good nor poor & Do not know



Volunteer Hub Summary

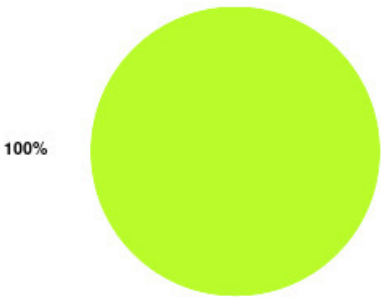
Number of responses: 0

Volunteering (SH) Summary

Number of responses: 16

Experience	Amount	Percentage
Very good	16	100.000%
Good	0	0.000%
Neither good nor poor	0	0.000%
Poor	0	0.000%
Very poor	0	0.000%
Do not know	0	0.000%

Very good Good Neither good nor poor Poor
Very poor Do not know



Experience	Amount	Percentage
Very good & Good	16	100.000%
Very poor & Poor	0	0.000%
Neither good nor poor & Do not know	0	0.000%

Very good & Good Very poor & Poor
Neither good nor poor & Do not know

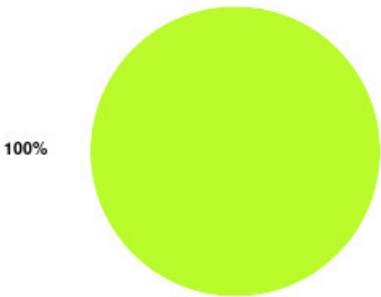


Walks Programme (SH) Summary

Number of responses: 14

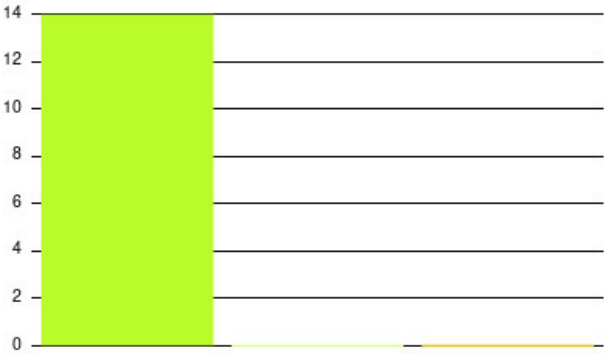
Experience	Amount	Percentage
Very good	14	100.000%
Good	0	0.000%
Neither good nor poor	0	0.000%
Poor	0	0.000%
Very poor	0	0.000%
Do not know	0	0.000%

Very good Good Neither good nor poor Poor
Very poor Do not know



Experience	Amount	Percentage
Very good & Good	14	100.000%
Very poor & Poor	0	0.000%
Neither good nor poor & Do not know	0	0.000%

Very good & Good Very poor & Poor
Neither good nor poor & Do not know



Weightwise Extra (Childrens) Summary

Number of responses: 0

Wellbeing Liaison Service Summary

Number of responses: 0
