

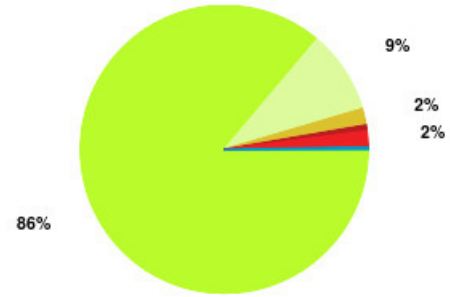
Monthly Report August 2024

Overall CHCP CIC Summary

Number of responses: 3783

Experience	Amount	Percentage
Very good	3256	86.069%
Good	351	9.278%
Neither good nor poor	70	1.850%
Poor	25	0.661%
Very poor	67	1.771%
Do not know	14	0.370%

■ Very good
 ■ Good
 ■ Neither good nor poor
 ■ Poor
 ■ Very poor
 ■ Do not know



Experience	Amount	Percentage
Very good & Good	3607	95.348%
Very poor & Poor	92	2.432%
Neither good nor poor & Do not know	84	2.220%



Alderson House Summary

Number of responses: 0

Anticoagulation Summary

Number of responses: 11

Experience	Amount	Percentage
Very good	11	100.000%
Good	0	0.000%
Neither good nor poor	0	0.000%
Poor	0	0.000%
Very poor	0	0.000%
Do not know	0	0.000%

Very good Good Neither good nor poor Poor
Very poor Do not know



Experience	Amount	Percentage
Very good & Good	11	100.000%
Very poor & Poor	0	0.000%
Neither good nor poor & Do not know	0	0.000%

Very good & Good Very poor & Poor
Neither good nor poor & Do not know



Bee At Home Care Service Summary

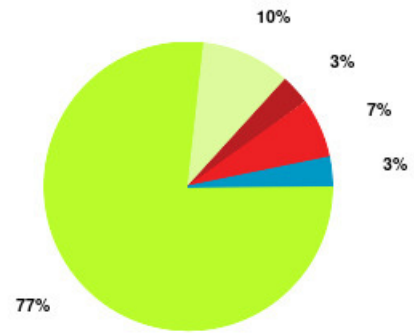
Number of responses: 0

Beverley UTC Summary

Number of responses: 30

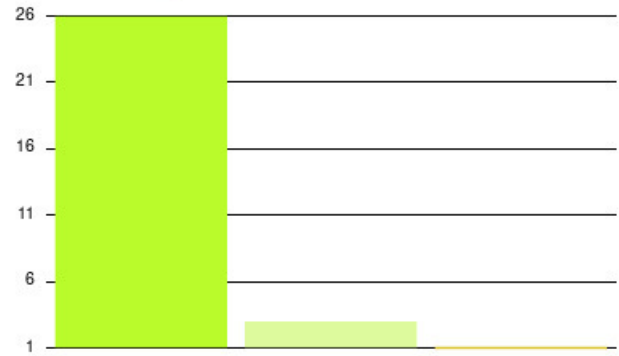
Experience	Amount	Percentage
Very good	23	76.667%
Good	3	10.000%
Neither good nor poor	0	0.000%
Poor	1	3.333%
Very poor	2	6.667%
Do not know	1	3.333%

Very good Good Neither good nor poor Poor
Very poor Do not know



Experience	Amount	Percentage
Very good & Good	26	86.667%
Very poor & Poor	3	10.000%
Neither good nor poor & Do not know	1	3.333%

Very good & Good Very poor & Poor
Neither good nor poor & Do not know

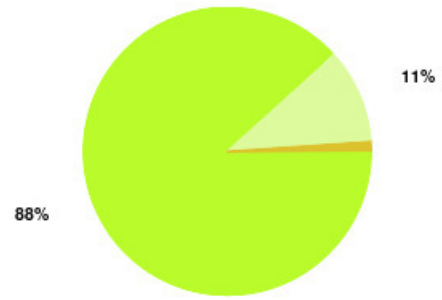


Bladder and Bowel (East Riding) Summary

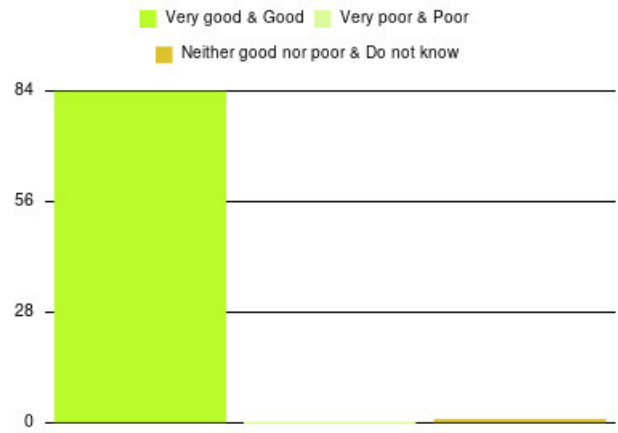
Number of responses: 85

Experience	Amount	Percentage
Very good	75	88.235%
Good	9	10.588%
Neither good nor poor	1	1.176%
Poor	0	0.000%
Very poor	0	0.000%
Do not know	0	0.000%

■ Very good
 ■ Good
 ■ Neither good nor poor
 ■ Poor
 ■ Very poor
 ■ Do not know



Experience	Amount	Percentage
Very good & Good	84	98.824%
Very poor & Poor	0	0.000%
Neither good nor poor & Do not know	1	1.176%



Bladder and Bowel (Hull) Summary

Number of responses: 3

Experience	Amount	Percentage
Very good	3	100.000%
Good	0	0.000%
Neither good nor poor	0	0.000%
Poor	0	0.000%
Very poor	0	0.000%
Do not know	0	0.000%

Very good Good Neither good nor poor Poor
Very poor Do not know



Experience	Amount	Percentage
Very good & Good	3	100.000%
Very poor & Poor	0	0.000%
Neither good nor poor & Do not know	0	0.000%

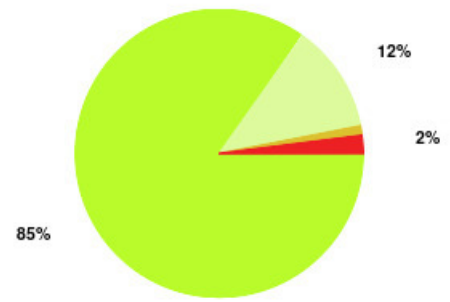


Bransholme UTC Summary

Number of responses: 190

Experience	Amount	Percentage
Very good	161	84.737%
Good	23	12.105%
Neither good nor poor	2	1.053%
Poor	0	0.000%
Very poor	4	2.105%
Do not know	0	0.000%

■ Very good
 ■ Good
 ■ Neither good nor poor
 ■ Poor
 ■ Very poor
 ■ Do not know



Experience	Amount	Percentage
Very good & Good	184	96.842%
Very poor & Poor	4	2.105%
Neither good nor poor & Do not know	2	1.053%



Bridlington ICC Summary

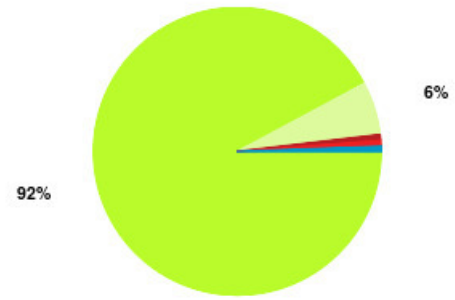
Number of responses: 0

Bridlington UTC Summary

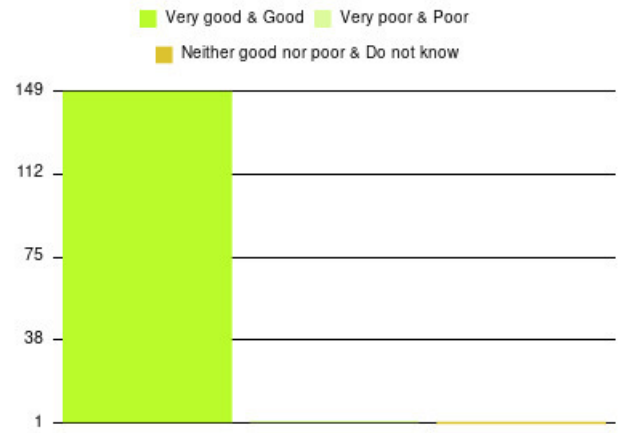
Number of responses: 152

Experience	Amount	Percentage
Very good	140	92.105%
Good	9	5.921%
Neither good nor poor	0	0.000%
Poor	1	0.658%
Very poor	1	0.658%
Do not know	1	0.658%

Very good Good Neither good nor poor Poor
Very poor Do not know



Experience	Amount	Percentage
Very good & Good	149	98.026%
Very poor & Poor	2	1.316%
Neither good nor poor & Do not know	1	0.658%



Cardiac Rehab (East Riding) Summary

Number of responses: 10

Experience	Amount	Percentage
Very good	10	100.000%
Good	0	0.000%
Neither good nor poor	0	0.000%
Poor	0	0.000%
Very poor	0	0.000%
Do not know	0	0.000%

Very good Good Neither good nor poor Poor
Very poor Do not know



Experience	Amount	Percentage
Very good & Good	10	100.000%
Very poor & Poor	0	0.000%
Neither good nor poor & Do not know	0	0.000%

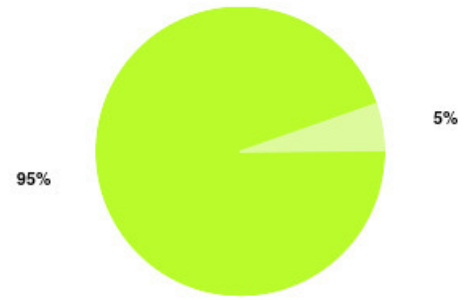


Cardiac Rehab (Hull) Summary

Number of responses: 55

Experience	Amount	Percentage
Very good	52	94.545%
Good	3	5.455%
Neither good nor poor	0	0.000%
Poor	0	0.000%
Very poor	0	0.000%
Do not know	0	0.000%

Very good Good Neither good nor poor Poor
Very poor Do not know



Experience	Amount	Percentage
Very good & Good	55	100.000%
Very poor & Poor	0	0.000%
Neither good nor poor & Do not know	0	0.000%

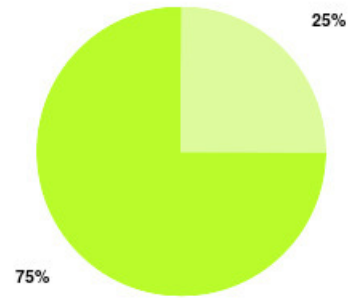


Care Co-ordination Hub (247111) Summary

Number of responses: 8

Experience	Amount	Percentage
Very good	6	75.000%
Good	2	25.000%
Neither good nor poor	0	0.000%
Poor	0	0.000%
Very poor	0	0.000%
Do not know	0	0.000%

Very good Good Neither good nor poor Poor
Very poor Do not know



Experience	Amount	Percentage
Very good & Good	8	100.000%
Very poor & Poor	0	0.000%
Neither good nor poor & Do not know	0	0.000%



Carers' Information and Support Service Summary

Number of responses: 38

Experience	Amount	Percentage
Very good	38	100.000%
Good	0	0.000%
Neither good nor poor	0	0.000%
Poor	0	0.000%
Very poor	0	0.000%
Do not know	0	0.000%

Very good Good Neither good nor poor Poor
Very poor Do not know



Experience	Amount	Percentage
Very good & Good	38	100.000%
Very poor & Poor	0	0.000%
Neither good nor poor & Do not know	0	0.000%



CHPL - Bransholme Summary

Number of responses: 0

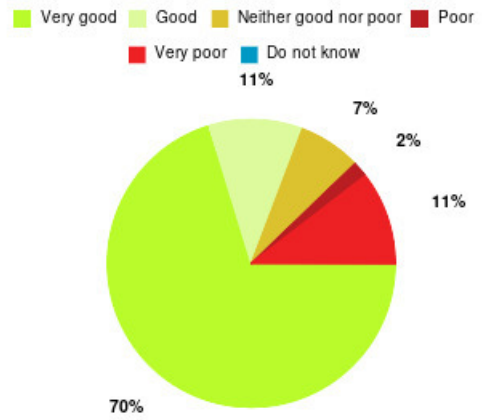
CHPL - Field View Surgery Summary

Number of responses: 0

CHPL - Southcoates Summary

Number of responses: 57

Experience	Amount	Percentage
Very good	40	70.175%
Good	6	10.526%
Neither good nor poor	4	7.018%
Poor	1	1.754%
Very poor	6	10.526%
Do not know	0	0.000%



Experience	Amount	Percentage
Very good & Good	46	80.702%
Very poor & Poor	7	12.281%
Neither good nor poor & Do not know	4	7.018%



Community Activity programme (SH) Summary

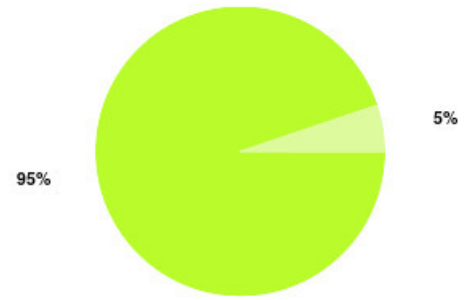
Number of responses: 0

Community Children's Nursing Services Summary

Number of responses: 19

Experience	Amount	Percentage
Very good	18	94.737%
Good	1	5.263%
Neither good nor poor	0	0.000%
Poor	0	0.000%
Very poor	0	0.000%
Do not know	0	0.000%

■ Very good
 ■ Good
 ■ Neither good nor poor
 ■ Poor
 ■ Very poor
 ■ Do not know



Experience	Amount	Percentage
Very good & Good	19	100.000%
Very poor & Poor	0	0.000%
Neither good nor poor & Do not know	0	0.000%



Community Food Team (SH) Summary

Number of responses: 0

Community Heart Failure Nursing Service ER Summary

Number of responses: 0

Community Heart Failure Nursing Service Hull Summary

Number of responses: 1

Experience	Amount	Percentage
Very good	1	100.000%
Good	0	0.000%
Neither good nor poor	0	0.000%
Poor	0	0.000%
Very poor	0	0.000%
Do not know	0	0.000%

Very good Good Neither good nor poor Poor
Very poor Do not know



Experience	Amount	Percentage
Very good & Good	1	100.000%
Very poor & Poor	0	0.000%
Neither good nor poor & Do not know	0	0.000%



Community Links Worker (Primary Care) Summary

Number of responses: 5

Experience	Amount	Percentage
Very good	5	100.000%
Good	0	0.000%
Neither good nor poor	0	0.000%
Poor	0	0.000%
Very poor	0	0.000%
Do not know	0	0.000%

Very good Good Neither good nor poor Poor
Very poor Do not know



Experience	Amount	Percentage
Very good & Good	5	100.000%
Very poor & Poor	0	0.000%
Neither good nor poor & Do not know	0	0.000%

Very good & Good Very poor & Poor
Neither good nor poor & Do not know

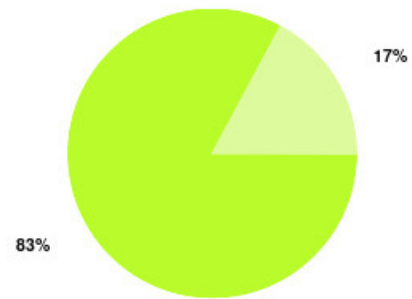


Community Nursing (ER) Summary

Number of responses: 29

Experience	Amount	Percentage
Very good	24	82.759%
Good	5	17.241%
Neither good nor poor	0	0.000%
Poor	0	0.000%
Very poor	0	0.000%
Do not know	0	0.000%

Very good Good Neither good nor poor Poor
Very poor Do not know



Experience	Amount	Percentage
Very good & Good	29	100.000%
Very poor & Poor	0	0.000%
Neither good nor poor & Do not know	0	0.000%



Community Nursing (Hull) Summary

Number of responses: 1

Experience	Amount	Percentage
Very good	1	100.000%
Good	0	0.000%
Neither good nor poor	0	0.000%
Poor	0	0.000%
Very poor	0	0.000%
Do not know	0	0.000%

Very good Good Neither good nor poor Poor
Very poor Do not know



Experience	Amount	Percentage
Very good & Good	1	100.000%
Very poor & Poor	0	0.000%
Neither good nor poor & Do not know	0	0.000%



Community Nursing Cottingham Summary

Number of responses: 0

Community Nursing East (Hull) Summary

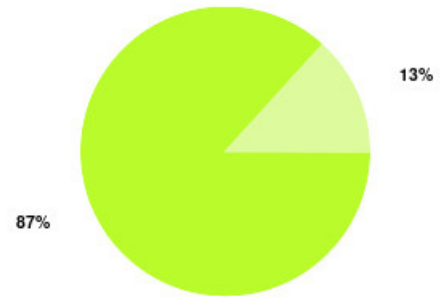
Number of responses: 0

Community Nursing Haltemprice Summary

Number of responses: 15

Experience	Amount	Percentage
Very good	13	86.667%
Good	2	13.333%
Neither good nor poor	0	0.000%
Poor	0	0.000%
Very poor	0	0.000%
Do not know	0	0.000%

■ Very good
 ■ Good
 ■ Neither good nor poor
 ■ Poor
 ■ Very poor
 ■ Do not know



Experience	Amount	Percentage
Very good & Good	15	100.000%
Very poor & Poor	0	0.000%
Neither good nor poor & Do not know	0	0.000%



Community Nursing Hedon Summary

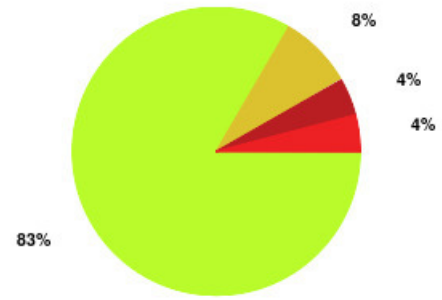
Number of responses: 0

Community Nursing Holderness Summary

Number of responses: 24

Experience	Amount	Percentage
Very good	20	83.333%
Good	0	0.000%
Neither good nor poor	2	8.333%
Poor	1	4.167%
Very poor	1	4.167%
Do not know	0	0.000%

Very good Good Neither good nor poor Poor
Very poor Do not know



Experience	Amount	Percentage
Very good & Good	20	83.333%
Very poor & Poor	2	8.333%
Neither good nor poor & Do not know	2	8.333%



Community Nursing Hornsea Summary

Number of responses: 0

Community Nursing Market Weighton Summary

Number of responses: 0

Community Nursing North (Hull) Summary

Number of responses: 2

Experience	Amount	Percentage
Very good	2	100.000%
Good	0	0.000%
Neither good nor poor	0	0.000%
Poor	0	0.000%
Very poor	0	0.000%
Do not know	0	0.000%

Very good Good Neither good nor poor Poor
Very poor Do not know



Experience	Amount	Percentage
Very good & Good	2	100.000%
Very poor & Poor	0	0.000%
Neither good nor poor & Do not know	0	0.000%



Community Nursing West (Hull) Summary

Number of responses: 2

Experience	Amount	Percentage
Very good	2	100.000%
Good	0	0.000%
Neither good nor poor	0	0.000%
Poor	0	0.000%
Very poor	0	0.000%
Do not know	0	0.000%

Very good Good Neither good nor poor Poor
Very poor Do not know



Experience	Amount	Percentage
Very good & Good	2	100.000%
Very poor & Poor	0	0.000%
Neither good nor poor & Do not know	0	0.000%



Community Nursing Withernsea Summary

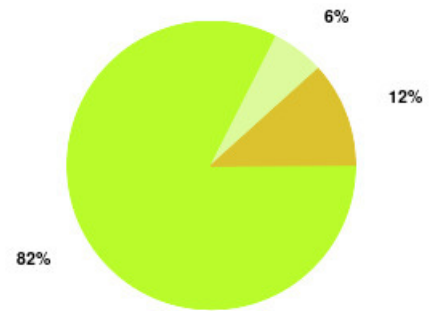
Number of responses: 0

Community Rehab - Physiotherapy & Occupational Therapy (ER) Summary

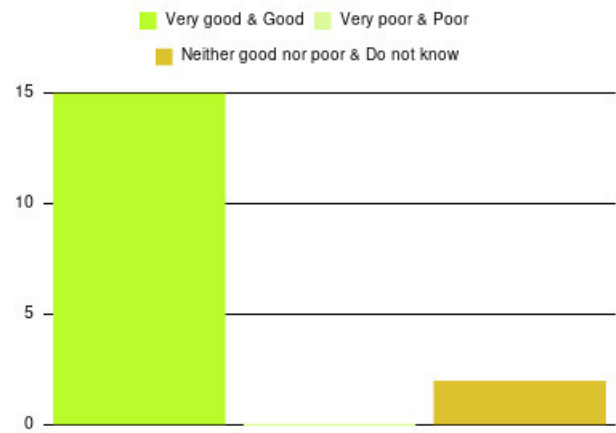
Number of responses: 17

Experience	Amount	Percentage
Very good	14	82.353%
Good	1	5.882%
Neither good nor poor	2	11.765%
Poor	0	0.000%
Very poor	0	0.000%
Do not know	0	0.000%

■ Very good
 ■ Good
 ■ Neither good nor poor
 ■ Poor
 ■ Very poor
 ■ Do not know



Experience	Amount	Percentage
Very good & Good	15	88.235%
Very poor & Poor	0	0.000%
Neither good nor poor & Do not know	2	11.765%

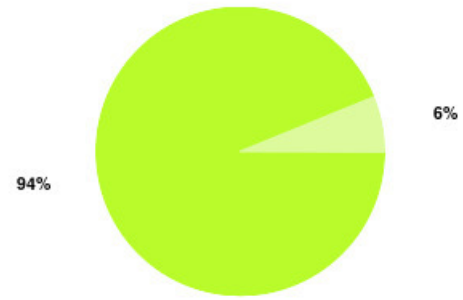


Community Rehab - Physiotherapy & Occupational Therapy (Hull) Summary

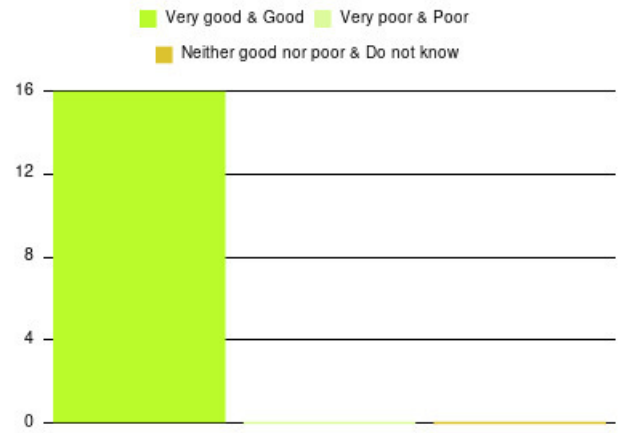
Number of responses: 16

Experience	Amount	Percentage
Very good	15	93.750%
Good	1	6.250%
Neither good nor poor	0	0.000%
Poor	0	0.000%
Very poor	0	0.000%
Do not know	0	0.000%

■ Very good
 ■ Good
 ■ Neither good nor poor
 ■ Poor
 ■ Very poor
 ■ Do not know



Experience	Amount	Percentage
Very good & Good	16	100.000%
Very poor & Poor	0	0.000%
Neither good nor poor & Do not know	0	0.000%



Community Ward (ERCH) Summary

Number of responses: 2

Experience	Amount	Percentage
Very good	2	100.000%
Good	0	0.000%
Neither good nor poor	0	0.000%
Poor	0	0.000%
Very poor	0	0.000%
Do not know	0	0.000%

Very good Good Neither good nor poor Poor
Very poor Do not know



Experience	Amount	Percentage
Very good & Good	2	100.000%
Very poor & Poor	0	0.000%
Neither good nor poor & Do not know	0	0.000%



Customer Services Summary

Number of responses: 1

Experience	Amount	Percentage
Very good	1	100.000%
Good	0	0.000%
Neither good nor poor	0	0.000%
Poor	0	0.000%
Very poor	0	0.000%
Do not know	0	0.000%

Very good Good Neither good nor poor Poor
Very poor Do not know



Experience	Amount	Percentage
Very good & Good	1	100.000%
Very poor & Poor	0	0.000%
Neither good nor poor & Do not know	0	0.000%

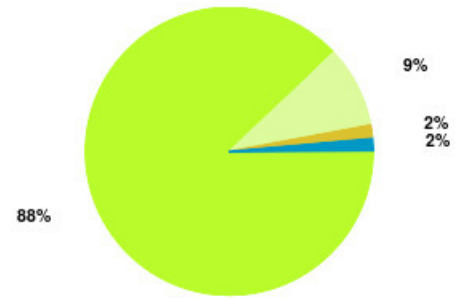


Deep Vein Thrombosis Summary

Number of responses: 66

Experience	Amount	Percentage
Very good	58	87.879%
Good	6	9.091%
Neither good nor poor	1	1.515%
Poor	0	0.000%
Very poor	0	0.000%
Do not know	1	1.515%

■ Very good
 ■ Good
 ■ Neither good nor poor
 ■ Poor
■ Very poor
 ■ Do not know



Experience	Amount	Percentage
Very good & Good	64	96.970%
Very poor & Poor	0	0.000%
Neither good nor poor & Do not know	2	3.030%



Dementia Service Summary

Number of responses: 0

Dental - Beverley PDS Summary

Number of responses: 1

Experience	Amount	Percentage
Very good	1	100.000%
Good	0	0.000%
Neither good nor poor	0	0.000%
Poor	0	0.000%
Very poor	0	0.000%
Do not know	0	0.000%

Very good Good Neither good nor poor Poor
Very poor Do not know



Experience	Amount	Percentage
Very good & Good	1	100.000%
Very poor & Poor	0	0.000%
Neither good nor poor & Do not know	0	0.000%



Dental - Bridlington CDS Summary

Number of responses: 16

Experience	Amount	Percentage
Very good	16	100.000%
Good	0	0.000%
Neither good nor poor	0	0.000%
Poor	0	0.000%
Very poor	0	0.000%
Do not know	0	0.000%

Very good Good Neither good nor poor Poor
Very poor Do not know



Experience	Amount	Percentage
Very good & Good	16	100.000%
Very poor & Poor	0	0.000%
Neither good nor poor & Do not know	0	0.000%



Dental - Driffield PDS Summary

Number of responses: 8

Experience	Amount	Percentage
Very good	8	100.000%
Good	0	0.000%
Neither good nor poor	0	0.000%
Poor	0	0.000%
Very poor	0	0.000%
Do not know	0	0.000%

Very good Good Neither good nor poor Poor
Very poor Do not know



Experience	Amount	Percentage
Very good & Good	8	100.000%
Very poor & Poor	0	0.000%
Neither good nor poor & Do not know	0	0.000%



Dental - Goole CDS Summary

Number of responses: 2

Experience	Amount	Percentage
Very good	2	100.000%
Good	0	0.000%
Neither good nor poor	0	0.000%
Poor	0	0.000%
Very poor	0	0.000%
Do not know	0	0.000%

Very good Good Neither good nor poor Poor
Very poor Do not know



Experience	Amount	Percentage
Very good & Good	2	100.000%
Very poor & Poor	0	0.000%
Neither good nor poor & Do not know	0	0.000%

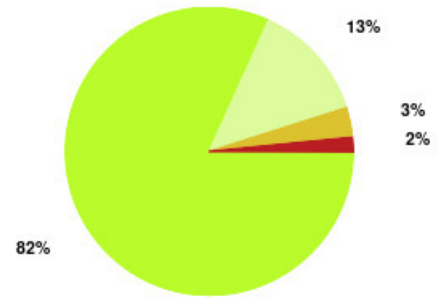


Dental - Goole PDS Summary

Number of responses: 60

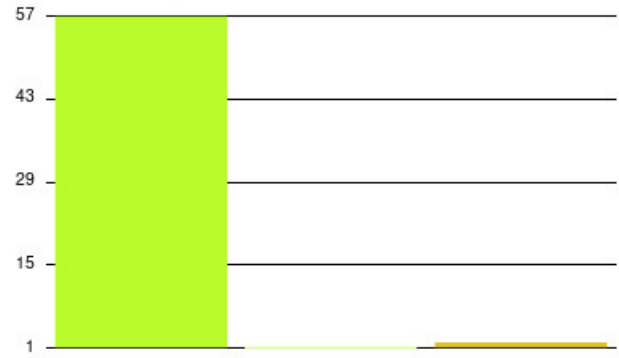
Experience	Amount	Percentage
Very good	49	81.667%
Good	8	13.333%
Neither good nor poor	2	3.333%
Poor	1	1.667%
Very poor	0	0.000%
Do not know	0	0.000%

■ Very good
 ■ Good
 ■ Neither good nor poor
 ■ Poor
 ■ Very poor
 ■ Do not know



Experience	Amount	Percentage
Very good & Good	57	95.000%
Very poor & Poor	1	1.667%
Neither good nor poor & Do not know	2	3.333%

■ Very good & Good
 ■ Very poor & Poor
 ■ Neither good nor poor & Do not know



Dental - Highlands CDS Summary

Number of responses: 7

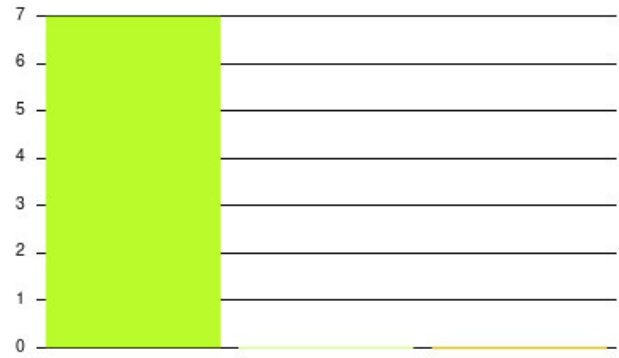
Experience	Amount	Percentage
Very good	7	100.000%
Good	0	0.000%
Neither good nor poor	0	0.000%
Poor	0	0.000%
Very poor	0	0.000%
Do not know	0	0.000%

Very good Good Neither good nor poor Poor
Very poor Do not know



Experience	Amount	Percentage
Very good & Good	7	100.000%
Very poor & Poor	0	0.000%
Neither good nor poor & Do not know	0	0.000%

Very good & Good Very poor & Poor
Neither good nor poor & Do not know

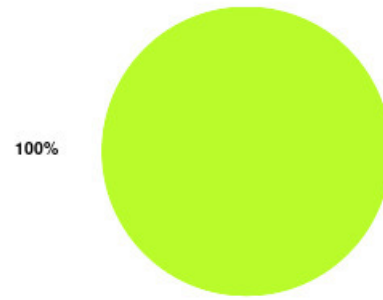


Dental - Jameson Street PDS Summary

Number of responses: 49

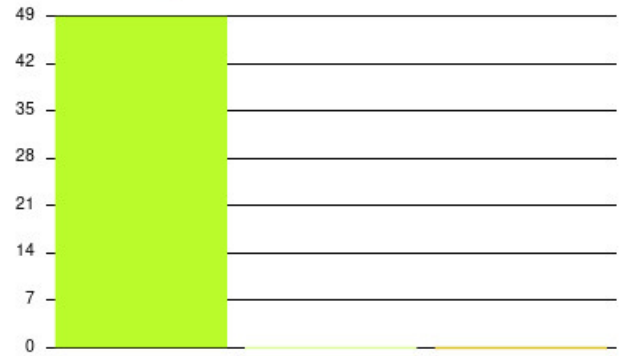
Experience	Amount	Percentage
Very good	49	100.000%
Good	0	0.000%
Neither good nor poor	0	0.000%
Poor	0	0.000%
Very poor	0	0.000%
Do not know	0	0.000%

Very good Good Neither good nor poor Poor
Very poor Do not know



Experience	Amount	Percentage
Very good & Good	49	100.000%
Very poor & Poor	0	0.000%
Neither good nor poor & Do not know	0	0.000%

Very good & Good Very poor & Poor
Neither good nor poor & Do not know



Dental - Orchard Park CDS Summary

Number of responses: 6

Experience	Amount	Percentage
Very good	6	100.000%
Good	0	0.000%
Neither good nor poor	0	0.000%
Poor	0	0.000%
Very poor	0	0.000%
Do not know	0	0.000%

Very good Good Neither good nor poor Poor
Very poor Do not know



Experience	Amount	Percentage
Very good & Good	6	100.000%
Very poor & Poor	0	0.000%
Neither good nor poor & Do not know	0	0.000%

Very good & Good Very poor & Poor
Neither good nor poor & Do not know

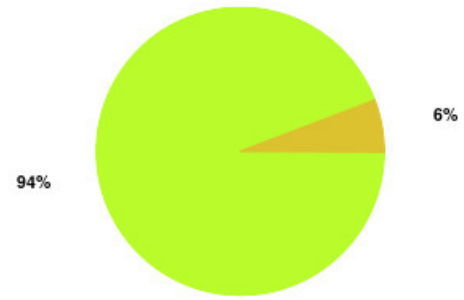


Dental - Withernsea PDS Summary

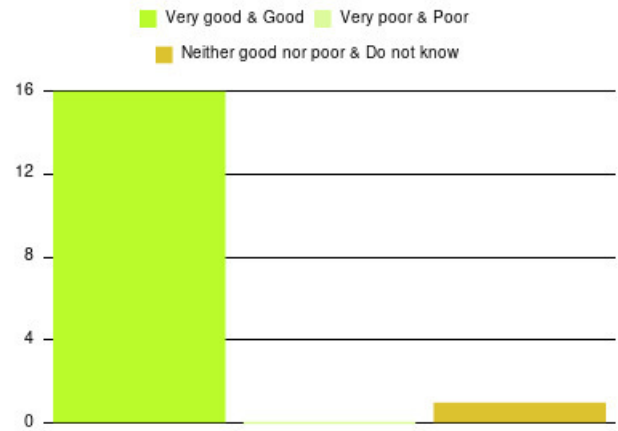
Number of responses: 17

Experience	Amount	Percentage
Very good	16	94.118%
Good	0	0.000%
Neither good nor poor	1	5.882%
Poor	0	0.000%
Very poor	0	0.000%
Do not know	0	0.000%

Very good Good Neither good nor poor Poor
Very poor Do not know



Experience	Amount	Percentage
Very good & Good	16	94.118%
Very poor & Poor	0	0.000%
Neither good nor poor & Do not know	1	5.882%



Diabetes Podiatry Summary

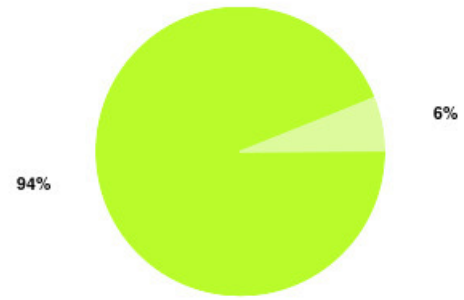
Number of responses: 0

Diabetes Service (East Riding) Summary

Number of responses: 49

Experience	Amount	Percentage
Very good	46	93.878%
Good	3	6.122%
Neither good nor poor	0	0.000%
Poor	0	0.000%
Very poor	0	0.000%
Do not know	0	0.000%

■ Very good
 ■ Good
 ■ Neither good nor poor
 ■ Poor
 ■ Very poor
 ■ Do not know



Experience	Amount	Percentage
Very good & Good	49	100.000%
Very poor & Poor	0	0.000%
Neither good nor poor & Do not know	0	0.000%

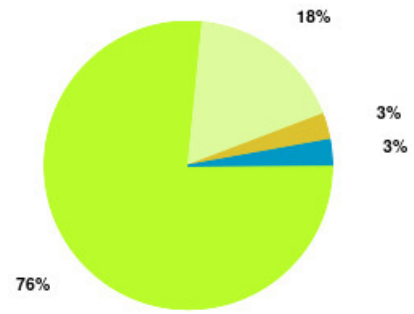


Dietetics (East Riding) Summary

Number of responses: 34

Experience	Amount	Percentage
Very good	26	76.471%
Good	6	17.647%
Neither good nor poor	1	2.941%
Poor	0	0.000%
Very poor	0	0.000%
Do not know	1	2.941%

■ Very good
 ■ Good
 ■ Neither good nor poor
 ■ Poor
 ■ Very poor
 ■ Do not know



Experience	Amount	Percentage
Very good & Good	32	94.118%
Very poor & Poor	0	0.000%
Neither good nor poor & Do not know	2	5.882%

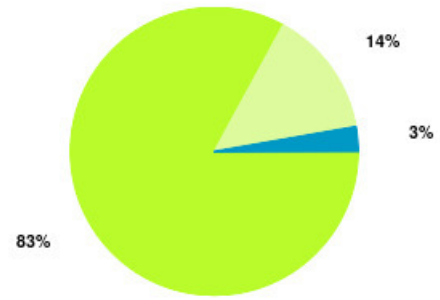


Dietetics (Hull) Summary

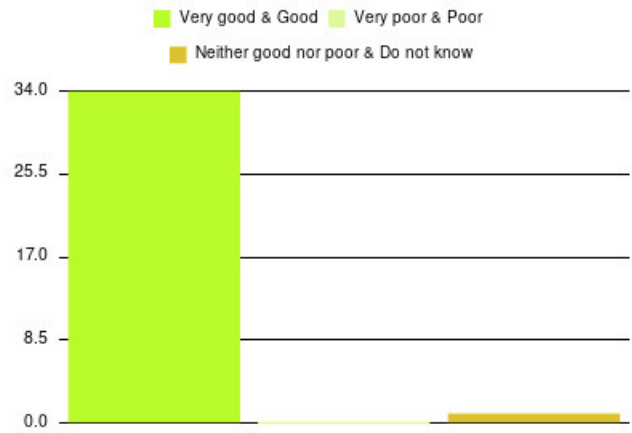
Number of responses: 35

Experience	Amount	Percentage
Very good	29	82.857%
Good	5	14.286%
Neither good nor poor	0	0.000%
Poor	0	0.000%
Very poor	0	0.000%
Do not know	1	2.857%

Very good Good Neither good nor poor Poor
Very poor Do not know



Experience	Amount	Percentage
Very good & Good	34	97.143%
Very poor & Poor	0	0.000%
Neither good nor poor & Do not know	1	2.857%



Digital Prescriber Summary

Number of responses: 0

Digital support worker - Primary Care Summary

Number of responses: 0

East Riding Fracture Liaison Service Summary

Number of responses: 0

East Riding Frailty Team Summary

Number of responses: 1

Experience	Amount	Percentage
Very good	1	100.000%
Good	0	0.000%
Neither good nor poor	0	0.000%
Poor	0	0.000%
Very poor	0	0.000%
Do not know	0	0.000%

Very good Good Neither good nor poor Poor
Very poor Do not know



Experience	Amount	Percentage
Very good & Good	1	100.000%
Very poor & Poor	0	0.000%
Neither good nor poor & Do not know	0	0.000%

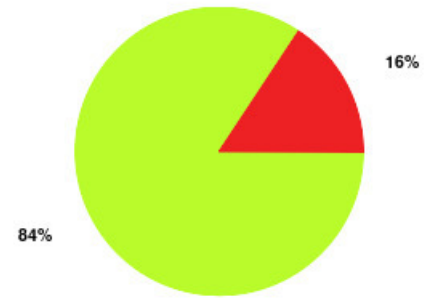


Eating Disorders Summary

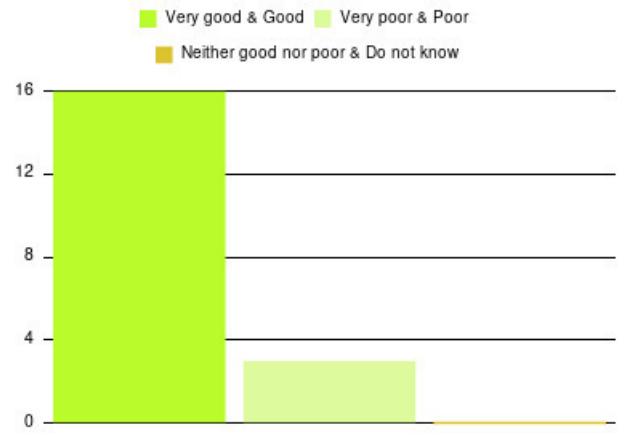
Number of responses: 19

Experience	Amount	Percentage
Very good	16	84.211%
Good	0	0.000%
Neither good nor poor	0	0.000%
Poor	0	0.000%
Very poor	3	15.789%
Do not know	0	0.000%

Very good Good Neither good nor poor Poor
Very poor Do not know



Experience	Amount	Percentage
Very good & Good	16	84.211%
Very poor & Poor	3	15.789%
Neither good nor poor & Do not know	0	0.000%

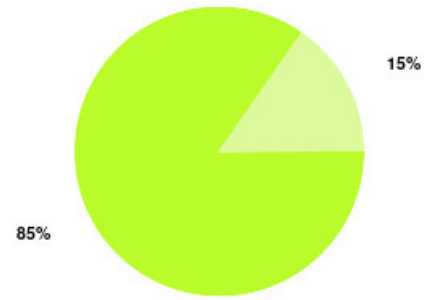


EMPOWER Summary

Number of responses: 13

Experience	Amount	Percentage
Very good	11	84.615%
Good	2	15.385%
Neither good nor poor	0	0.000%
Poor	0	0.000%
Very poor	0	0.000%
Do not know	0	0.000%

Very good Good Neither good nor poor Poor
Very poor Do not know



Experience	Amount	Percentage
Very good & Good	13	100.000%
Very poor & Poor	0	0.000%
Neither good nor poor & Do not know	0	0.000%



Falls Team (East Riding) Summary

Number of responses: 1

Experience	Amount	Percentage
Very good	1	100.000%
Good	0	0.000%
Neither good nor poor	0	0.000%
Poor	0	0.000%
Very poor	0	0.000%
Do not know	0	0.000%

Very good Good Neither good nor poor Poor
Very poor Do not know



Experience	Amount	Percentage
Very good & Good	1	100.000%
Very poor & Poor	0	0.000%
Neither good nor poor & Do not know	0	0.000%



Falls Team (Hull) Summary

Number of responses: 10

Experience	Amount	Percentage
Very good	10	100.000%
Good	0	0.000%
Neither good nor poor	0	0.000%
Poor	0	0.000%
Very poor	0	0.000%
Do not know	0	0.000%

Very good Good Neither good nor poor Poor
Very poor Do not know



Experience	Amount	Percentage
Very good & Good	10	100.000%
Very poor & Poor	0	0.000%
Neither good nor poor & Do not know	0	0.000%



Fit4All Team (SH) Summary

Number of responses: 0

Gastroenterology Summary

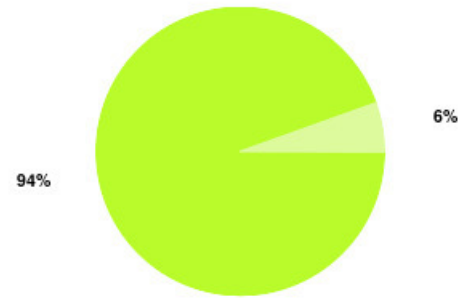
Number of responses: 0

Goole UTC Summary

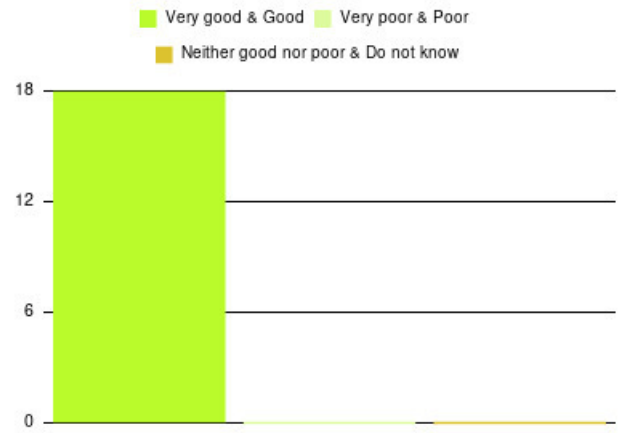
Number of responses: 18

Experience	Amount	Percentage
Very good	17	94.444%
Good	1	5.556%
Neither good nor poor	0	0.000%
Poor	0	0.000%
Very poor	0	0.000%
Do not know	0	0.000%

Very good Good Neither good nor poor Poor
Very poor Do not know



Experience	Amount	Percentage
Very good & Good	18	100.000%
Very poor & Poor	0	0.000%
Neither good nor poor & Do not know	0	0.000%



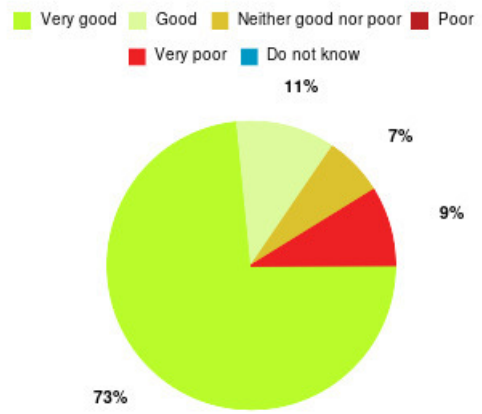
GP - East Park Surgery Summary

Number of responses: 0

GP – Riverside Practice Summary

Number of responses: 45

Experience	Amount	Percentage
Very good	33	73.333%
Good	5	11.111%
Neither good nor poor	3	6.667%
Poor	0	0.000%
Very poor	4	8.889%
Do not know	0	0.000%



Experience	Amount	Percentage
Very good & Good	38	84.444%
Very poor & Poor	4	8.889%
Neither good nor poor & Do not know	3	6.667%



GP – The Quays Summary

Number of responses: 378

Experience	Amount	Percentage
Very good	308	81.481%
Good	30	7.937%
Neither good nor poor	9	2.381%
Poor	6	1.587%
Very poor	25	6.614%
Do not know	0	0.000%

■ Very good
 ■ Good
 ■ Neither good nor poor
 ■ Poor
■ Very poor
 ■ Do not know



Experience	Amount	Percentage
Very good & Good	338	89.418%
Very poor & Poor	31	8.201%
Neither good nor poor & Do not know	9	2.381%

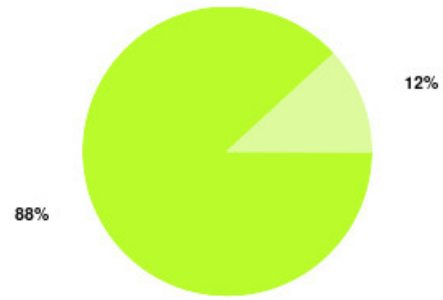


Health & Lifestyle Practitioners (Primary Care) Hull Summary

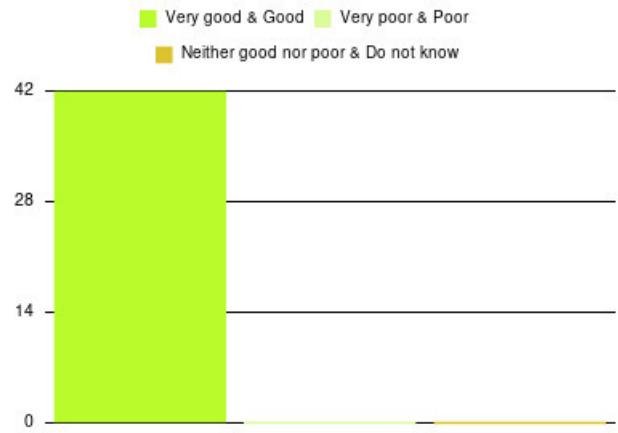
Number of responses: 42

Experience	Amount	Percentage
Very good	37	88.095%
Good	5	11.905%
Neither good nor poor	0	0.000%
Poor	0	0.000%
Very poor	0	0.000%
Do not know	0	0.000%

Very good Good Neither good nor poor Poor
Very poor Do not know



Experience	Amount	Percentage
Very good & Good	42	100.000%
Very poor & Poor	0	0.000%
Neither good nor poor & Do not know	0	0.000%



Health and Lifestyle Practitioner (Beverley) Summary

Number of responses: 0

Health Checks (SH) Summary

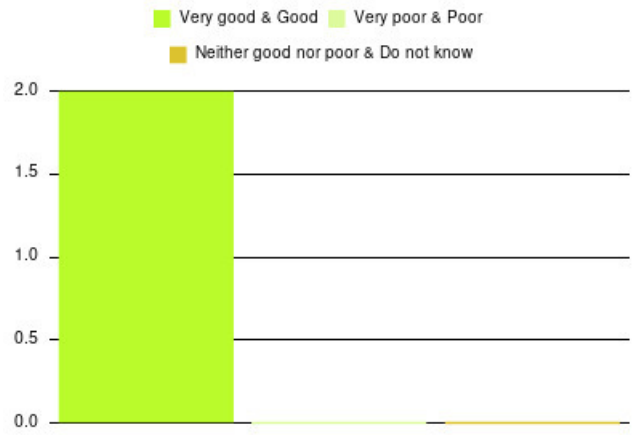
Number of responses: 2

Experience	Amount	Percentage
Very good	2	100.000%
Good	0	0.000%
Neither good nor poor	0	0.000%
Poor	0	0.000%
Very poor	0	0.000%
Do not know	0	0.000%

Very good Good Neither good nor poor Poor
Very poor Do not know



Experience	Amount	Percentage
Very good & Good	2	100.000%
Very poor & Poor	0	0.000%
Neither good nor poor & Do not know	0	0.000%

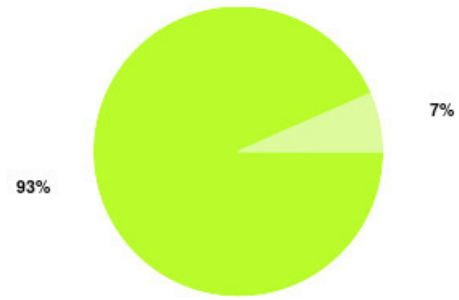


Health Trainers (inc Social Prescribing) SH Summary

Number of responses: 30

Experience	Amount	Percentage
Very good	28	93.333%
Good	2	6.667%
Neither good nor poor	0	0.000%
Poor	0	0.000%
Very poor	0	0.000%
Do not know	0	0.000%

Very good Good Neither good nor poor Poor
Very poor Do not know



Experience	Amount	Percentage
Very good & Good	30	100.000%
Very poor & Poor	0	0.000%
Neither good nor poor & Do not know	0	0.000%



Healthy St Helens Summary

Number of responses: 0

HERCH20 Summary

Number of responses: 0

Highfield Resource Centre Summary

Number of responses: 7

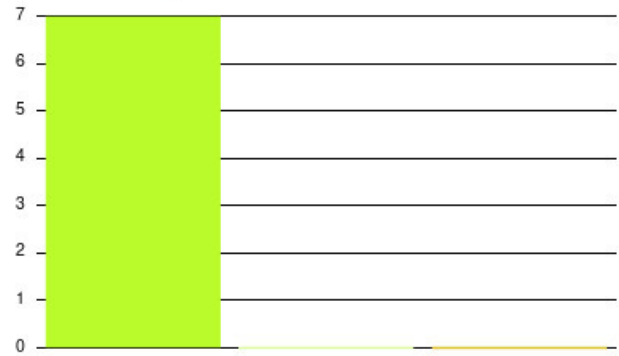
Experience	Amount	Percentage
Very good	7	100.000%
Good	0	0.000%
Neither good nor poor	0	0.000%
Poor	0	0.000%
Very poor	0	0.000%
Do not know	0	0.000%

Very good Good Neither good nor poor Poor
Very poor Do not know



Experience	Amount	Percentage
Very good & Good	7	100.000%
Very poor & Poor	0	0.000%
Neither good nor poor & Do not know	0	0.000%

Very good & Good Very poor & Poor
Neither good nor poor & Do not know



Holderness ICC Summary

Number of responses: 1

Experience	Amount	Percentage
Very good	1	100.000%
Good	0	0.000%
Neither good nor poor	0	0.000%
Poor	0	0.000%
Very poor	0	0.000%
Do not know	0	0.000%

Very good Good Neither good nor poor Poor
Very poor Do not know



Experience	Amount	Percentage
Very good & Good	1	100.000%
Very poor & Poor	0	0.000%
Neither good nor poor & Do not know	0	0.000%



Holy Name Summary

Number of responses: 8

Experience	Amount	Percentage
Very good	8	100.000%
Good	0	0.000%
Neither good nor poor	0	0.000%
Poor	0	0.000%
Very poor	0	0.000%
Do not know	0	0.000%

Very good Good Neither good nor poor Poor
Very poor Do not know



Experience	Amount	Percentage
Very good & Good	8	100.000%
Very poor & Poor	0	0.000%
Neither good nor poor & Do not know	0	0.000%

Very good & Good Very poor & Poor
Neither good nor poor & Do not know



Home Oxygen Service (East Riding) Summary

Number of responses: 2

Experience	Amount	Percentage
Very good	2	100.000%
Good	0	0.000%
Neither good nor poor	0	0.000%
Poor	0	0.000%
Very poor	0	0.000%
Do not know	0	0.000%

Very good Good Neither good nor poor Poor
Very poor Do not know



Experience	Amount	Percentage
Very good & Good	2	100.000%
Very poor & Poor	0	0.000%
Neither good nor poor & Do not know	0	0.000%



Home Oxygen Service (Hull) Summary

Number of responses: 2

Experience	Amount	Percentage
Very good	2	100.000%
Good	0	0.000%
Neither good nor poor	0	0.000%
Poor	0	0.000%
Very poor	0	0.000%
Do not know	0	0.000%

Very good Good Neither good nor poor Poor
Very poor Do not know



Experience	Amount	Percentage
Very good & Good	2	100.000%
Very poor & Poor	0	0.000%
Neither good nor poor & Do not know	0	0.000%

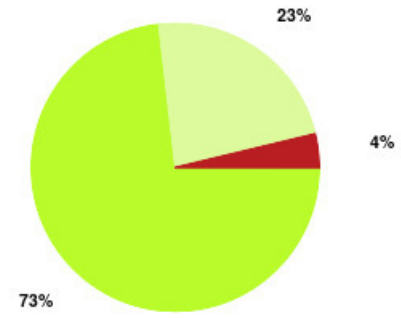


HRI UTC Summary

Number of responses: 26

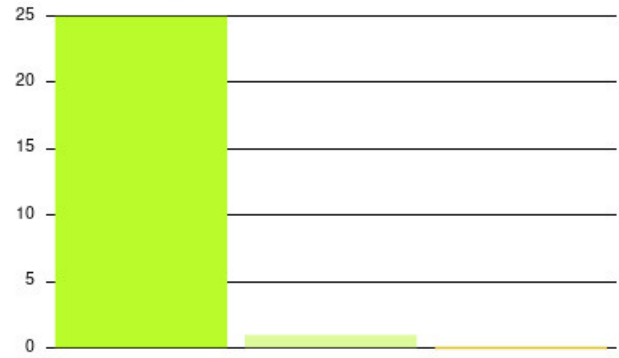
Experience	Amount	Percentage
Very good	19	73.077%
Good	6	23.077%
Neither good nor poor	0	0.000%
Poor	1	3.846%
Very poor	0	0.000%
Do not know	0	0.000%

Very good Good Neither good nor poor Poor
Very poor Do not know



Experience	Amount	Percentage
Very good & Good	25	96.154%
Very poor & Poor	1	3.846%
Neither good nor poor & Do not know	0	0.000%

Very good & Good Very poor & Poor
Neither good nor poor & Do not know



Hull and East Riding Accelerated Lower Limb (HEAL) Pathway Summary

Number of responses: 8

Experience	Amount	Percentage
Very good	8	100.000%
Good	0	0.000%
Neither good nor poor	0	0.000%
Poor	0	0.000%
Very poor	0	0.000%
Do not know	0	0.000%

Very good Good Neither good nor poor Poor
Very poor Do not know



Experience	Amount	Percentage
Very good & Good	8	100.000%
Very poor & Poor	0	0.000%
Neither good nor poor & Do not know	0	0.000%

Very good & Good Very poor & Poor
Neither good nor poor & Do not know



Hull Complex Wounds Summary

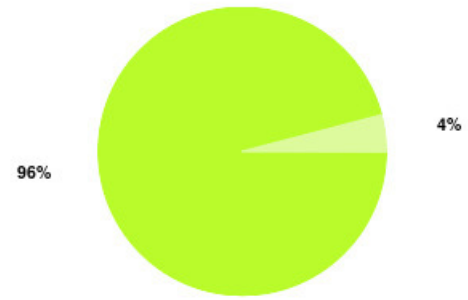
Number of responses: 0

Hull First Falls Summary

Number of responses: 24

Experience	Amount	Percentage
Very good	23	95.833%
Good	1	4.167%
Neither good nor poor	0	0.000%
Poor	0	0.000%
Very poor	0	0.000%
Do not know	0	0.000%

Very good Good Neither good nor poor Poor
Very poor Do not know



Experience	Amount	Percentage
Very good & Good	24	100.000%
Very poor & Poor	0	0.000%
Neither good nor poor & Do not know	0	0.000%



Hull Fracture Liaison Service Summary

Number of responses: 0

Infant Feeding Service (SH) Summary

Number of responses: 28

Experience	Amount	Percentage
Very good	28	100.000%
Good	0	0.000%
Neither good nor poor	0	0.000%
Poor	0	0.000%
Very poor	0	0.000%
Do not know	0	0.000%

Very good Good Neither good nor poor Poor
Very poor Do not know



Experience	Amount	Percentage
Very good & Good	28	100.000%
Very poor & Poor	0	0.000%
Neither good nor poor & Do not know	0	0.000%

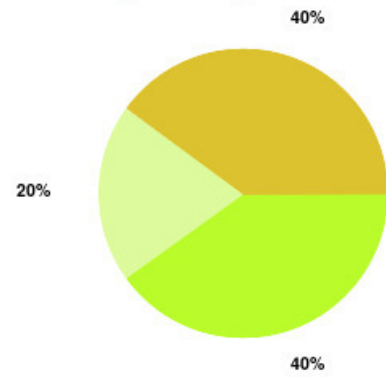


Intermediate Care Summary

Number of responses: 5

Experience	Amount	Percentage
Very good	2	40.000%
Good	1	20.000%
Neither good nor poor	2	40.000%
Poor	0	0.000%
Very poor	0	0.000%
Do not know	0	0.000%

■ Very good
 ■ Good
 ■ Neither good nor poor
 ■ Poor
 ■ Very poor
 ■ Do not know



Experience	Amount	Percentage
Very good & Good	3	60.000%
Very poor & Poor	0	0.000%
Neither good nor poor & Do not know	2	40.000%



Intermediate Care (ER) Summary

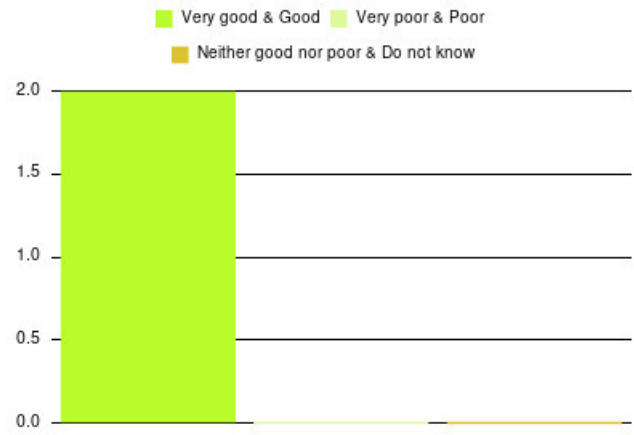
Number of responses: 2

Experience	Amount	Percentage
Very good	2	100.000%
Good	0	0.000%
Neither good nor poor	0	0.000%
Poor	0	0.000%
Very poor	0	0.000%
Do not know	0	0.000%

Very good Good Neither good nor poor Poor
Very poor Do not know



Experience	Amount	Percentage
Very good & Good	2	100.000%
Very poor & Poor	0	0.000%
Neither good nor poor & Do not know	0	0.000%

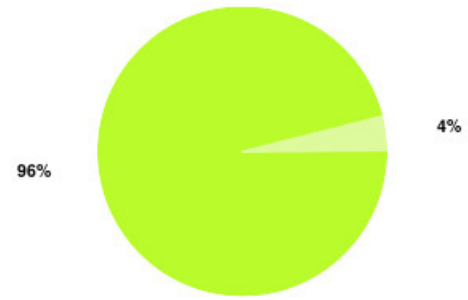


Jean Bishop ICC Summary

Number of responses: 75

Experience	Amount	Percentage
Very good	72	96.000%
Good	3	4.000%
Neither good nor poor	0	0.000%
Poor	0	0.000%
Very poor	0	0.000%
Do not know	0	0.000%

Very good Good Neither good nor poor Poor
Very poor Do not know



Experience	Amount	Percentage
Very good & Good	75	100.000%
Very poor & Poor	0	0.000%
Neither good nor poor & Do not know	0	0.000%

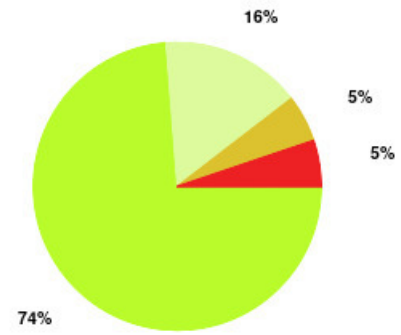


Let's Talk (Hull) Summary

Number of responses: 19

Experience	Amount	Percentage
Very good	14	73.684%
Good	3	15.789%
Neither good nor poor	1	5.263%
Poor	0	0.000%
Very poor	1	5.263%
Do not know	0	0.000%

Very good Good Neither good nor poor Poor
Very poor Do not know



Experience	Amount	Percentage
Very good & Good	17	89.474%
Very poor & Poor	1	5.263%
Neither good nor poor & Do not know	1	5.263%



Let's Talk - Cruse Summary

Number of responses: 0

Let's Talk - Employment Advisors Summary

Number of responses: 10

Experience	Amount	Percentage
Very good	10	100.000%
Good	0	0.000%
Neither good nor poor	0	0.000%
Poor	0	0.000%
Very poor	0	0.000%
Do not know	0	0.000%

Very good Good Neither good nor poor Poor
Very poor Do not know



Experience	Amount	Percentage
Very good & Good	10	100.000%
Very poor & Poor	0	0.000%
Neither good nor poor & Do not know	0	0.000%

Very good & Good Very poor & Poor
Neither good nor poor & Do not know

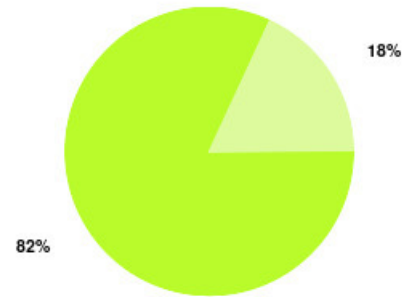


Let's Talk - Focus Counselling Summary

Number of responses: 22

Experience	Amount	Percentage
Very good	18	81.818%
Good	4	18.182%
Neither good nor poor	0	0.000%
Poor	0	0.000%
Very poor	0	0.000%
Do not know	0	0.000%

Very good Good Neither good nor poor Poor
Very poor Do not know



Experience	Amount	Percentage
Very good & Good	22	100.000%
Very poor & Poor	0	0.000%
Neither good nor poor & Do not know	0	0.000%



Let's Talk - Good Day Therapy Summary

Number of responses: 3

Experience	Amount	Percentage
Very good	3	100.000%
Good	0	0.000%
Neither good nor poor	0	0.000%
Poor	0	0.000%
Very poor	0	0.000%
Do not know	0	0.000%

Very good Good Neither good nor poor Poor
Very poor Do not know



Experience	Amount	Percentage
Very good & Good	3	100.000%
Very poor & Poor	0	0.000%
Neither good nor poor & Do not know	0	0.000%

Very good & Good Very poor & Poor
Neither good nor poor & Do not know



Let's Talk - HEY Mind Summary

Number of responses: 0

Let's Talk - House of Light Summary

Number of responses: 6

Experience	Amount	Percentage
Very good	6	100.000%
Good	0	0.000%
Neither good nor poor	0	0.000%
Poor	0	0.000%
Very poor	0	0.000%
Do not know	0	0.000%

Very good Good Neither good nor poor Poor
Very poor Do not know



Experience	Amount	Percentage
Very good & Good	6	100.000%
Very poor & Poor	0	0.000%
Neither good nor poor & Do not know	0	0.000%



Let's Talk - Joan Pickard Ltd Summary

Number of responses: 0

Let's Talk - Relate Summary

Number of responses: 0

Let's Talk - S2BH Summary

Number of responses: 0

Let's Talk - Temenos Summary

Number of responses: 3

Experience	Amount	Percentage
Very good	3	100.000%
Good	0	0.000%
Neither good nor poor	0	0.000%
Poor	0	0.000%
Very poor	0	0.000%
Do not know	0	0.000%

Very good Good Neither good nor poor Poor
Very poor Do not know



Experience	Amount	Percentage
Very good & Good	3	100.000%
Very poor & Poor	0	0.000%
Neither good nor poor & Do not know	0	0.000%

Very good & Good Very poor & Poor
Neither good nor poor & Do not know



Lifestyle Referral (SH) Summary

Number of responses: 14

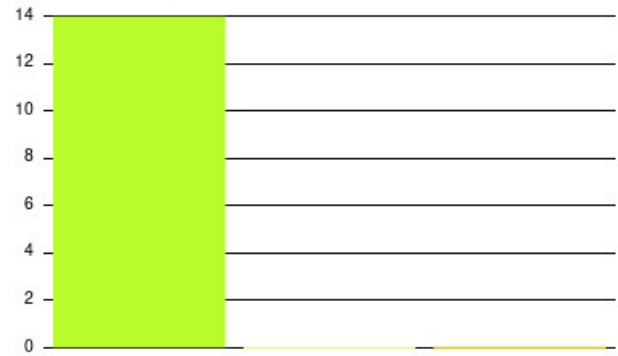
Experience	Amount	Percentage
Very good	14	100.000%
Good	0	0.000%
Neither good nor poor	0	0.000%
Poor	0	0.000%
Very poor	0	0.000%
Do not know	0	0.000%

Very good Good Neither good nor poor Poor
Very poor Do not know



Experience	Amount	Percentage
Very good & Good	14	100.000%
Very poor & Poor	0	0.000%
Neither good nor poor & Do not know	0	0.000%

Very good & Good Very poor & Poor
Neither good nor poor & Do not know




Liverpool Stop Smoking Service Summary

Number of responses: 40

Experience	Amount	Percentage
Very good	39	97.500%
Good	0	0.000%
Neither good nor poor	1	2.500%
Poor	0	0.000%
Very poor	0	0.000%
Do not know	0	0.000%

Very good Good Neither good nor poor Poor
Very poor Do not know



Experience	Amount	Percentage
Very good & Good	39	97.500%
Very poor & Poor	0	0.000%
Neither good nor poor & Do not know	1	2.500%



Local Outbreak Team Summary

Number of responses: 0

Looked After Children Summary

Number of responses: 1

Experience	Amount	Percentage
Very good	1	100.000%
Good	0	0.000%
Neither good nor poor	0	0.000%
Poor	0	0.000%
Very poor	0	0.000%
Do not know	0	0.000%

Very good Good Neither good nor poor Poor
Very poor Do not know



Experience	Amount	Percentage
Very good & Good	1	100.000%
Very poor & Poor	0	0.000%
Neither good nor poor & Do not know	0	0.000%

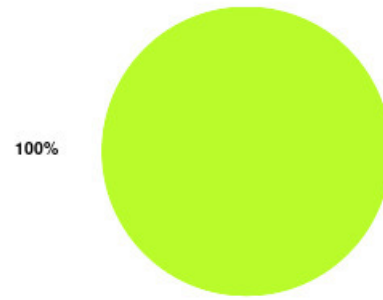


Lymphoedema Summary

Number of responses: 2

Experience	Amount	Percentage
Very good	2	100.000%
Good	0	0.000%
Neither good nor poor	0	0.000%
Poor	0	0.000%
Very poor	0	0.000%
Do not know	0	0.000%

Very good Good Neither good nor poor Poor
Very poor Do not know



Experience	Amount	Percentage
Very good & Good	2	100.000%
Very poor & Poor	0	0.000%
Neither good nor poor & Do not know	0	0.000%



Lymphoedema (East Riding) Summary

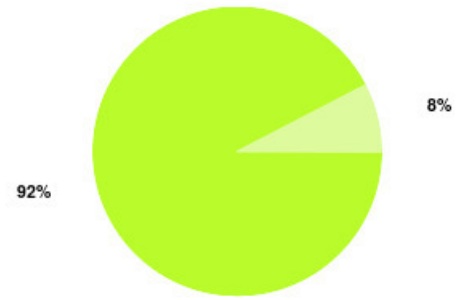
Number of responses: 0

ME/CFS Summary

Number of responses: 13

Experience	Amount	Percentage
Very good	12	92.308%
Good	1	7.692%
Neither good nor poor	0	0.000%
Poor	0	0.000%
Very poor	0	0.000%
Do not know	0	0.000%

Very good Good Neither good nor poor Poor
Very poor Do not know



Experience	Amount	Percentage
Very good & Good	13	100.000%
Very poor & Poor	0	0.000%
Neither good nor poor & Do not know	0	0.000%



Medicines Management - Care Home Service Summary

Number of responses: 0

Mental Health Team (SH) Summary

Number of responses: 1

Experience	Amount	Percentage
Very good	1	100.000%
Good	0	0.000%
Neither good nor poor	0	0.000%
Poor	0	0.000%
Very poor	0	0.000%
Do not know	0	0.000%

Very good Good Neither good nor poor Poor
Very poor Do not know



Experience	Amount	Percentage
Very good & Good	1	100.000%
Very poor & Poor	0	0.000%
Neither good nor poor & Do not know	0	0.000%



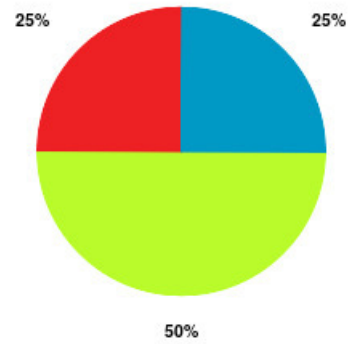
MSK Physiotherapy Summary

Number of responses: 4

Experience	Amount	Percentage
Very good	2	50.000%
Good	0	0.000%
Neither good nor poor	0	0.000%
Poor	0	0.000%
Very poor	1	25.000%
Do not know	1	25.000%

Experience	Amount	Percentage
Very good & Good	2	50.000%
Very poor & Poor	1	25.000%
Neither good nor poor & Do not know	1	25.000%

Very good Good Neither good nor poor Poor
Very poor Do not know

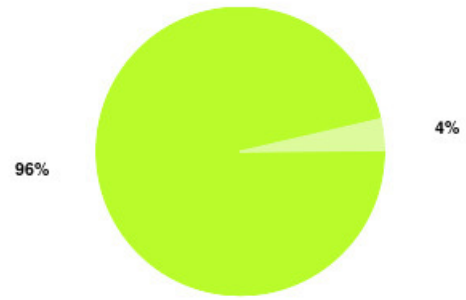


MSK Physiotherapy - Alfred Bean Hospital Summary

Number of responses: 27

Experience	Amount	Percentage
Very good	26	96.296%
Good	1	3.704%
Neither good nor poor	0	0.000%
Poor	0	0.000%
Very poor	0	0.000%
Do not know	0	0.000%

Very good Good Neither good nor poor Poor
Very poor Do not know



Experience	Amount	Percentage
Very good & Good	27	100.000%
Very poor & Poor	0	0.000%
Neither good nor poor & Do not know	0	0.000%

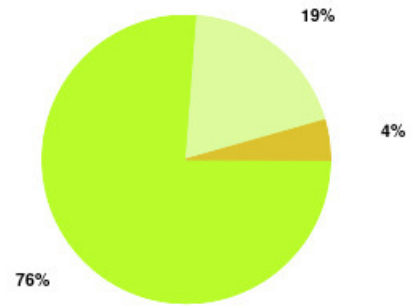


MSK Physiotherapy - Bridlington Hospital Summary

Number of responses: 67

Experience	Amount	Percentage
Very good	51	76.119%
Good	13	19.403%
Neither good nor poor	3	4.478%
Poor	0	0.000%
Very poor	0	0.000%
Do not know	0	0.000%

■ Very good
 ■ Good
 ■ Neither good nor poor
 ■ Poor
 ■ Very poor
 ■ Do not know



Experience	Amount	Percentage
Very good & Good	64	95.522%
Very poor & Poor	0	0.000%
Neither good nor poor & Do not know	3	4.478%

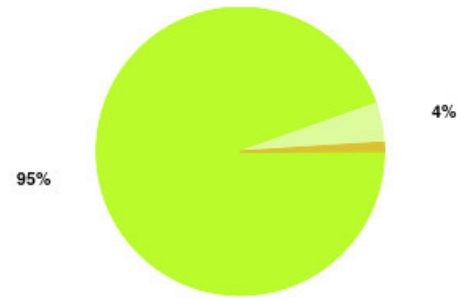


MSK Physiotherapy - East Riding Community Hospital Summary

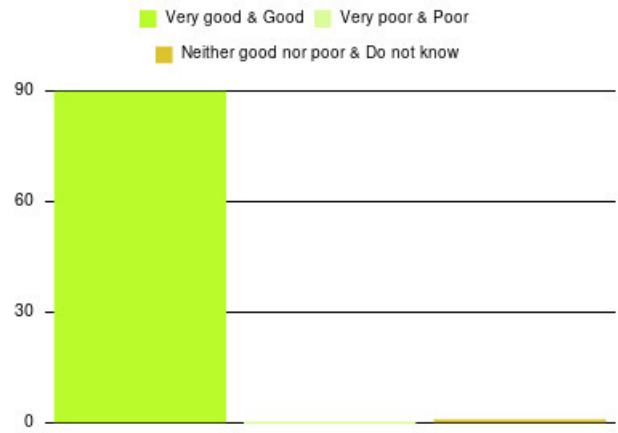
Number of responses: 91

Experience	Amount	Percentage
Very good	86	94.505%
Good	4	4.396%
Neither good nor poor	1	1.099%
Poor	0	0.000%
Very poor	0	0.000%
Do not know	0	0.000%

■ Very good
 ■ Good
 ■ Neither good nor poor
 ■ Poor
■ Very poor
 ■ Do not know



Experience	Amount	Percentage
Very good & Good	90	98.901%
Very poor & Poor	0	0.000%
Neither good nor poor & Do not know	1	1.099%

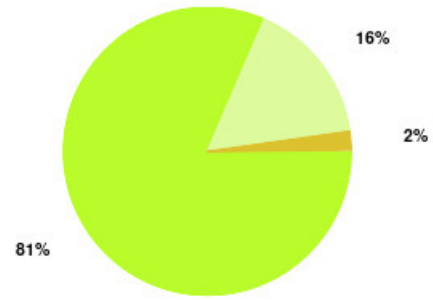


MSK Physiotherapy - Goole & District Hospital Summary

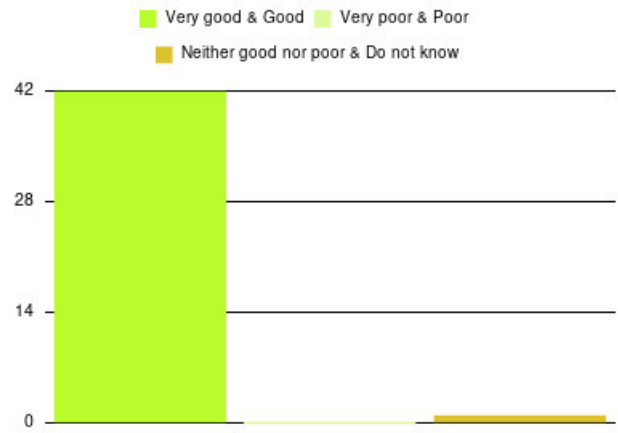
Number of responses: 43

Experience	Amount	Percentage
Very good	35	81.395%
Good	7	16.279%
Neither good nor poor	1	2.326%
Poor	0	0.000%
Very poor	0	0.000%
Do not know	0	0.000%

■ Very good
 ■ Good
 ■ Neither good nor poor
 ■ Poor
 ■ Very poor
 ■ Do not know



Experience	Amount	Percentage
Very good & Good	42	97.674%
Very poor & Poor	0	0.000%
Neither good nor poor & Do not know	1	2.326%

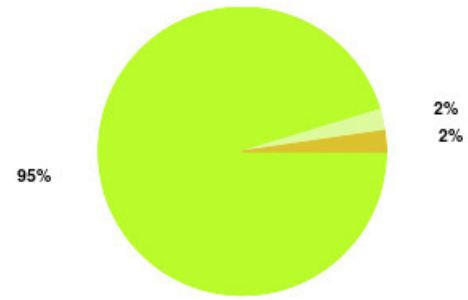


MSK Physiotherapy - Hesse Health Centre Summary

Number of responses: 42

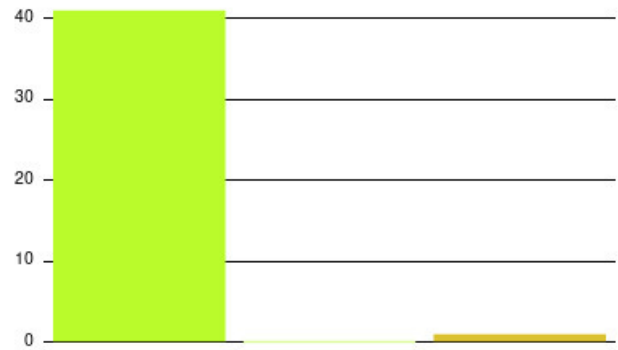
Experience	Amount	Percentage
Very good	40	95.238%
Good	1	2.381%
Neither good nor poor	1	2.381%
Poor	0	0.000%
Very poor	0	0.000%
Do not know	0	0.000%

■ Very good
 ■ Good
 ■ Neither good nor poor
 ■ Poor
 ■ Very poor
 ■ Do not know



Experience	Amount	Percentage
Very good & Good	41	97.619%
Very poor & Poor	0	0.000%
Neither good nor poor & Do not know	1	2.381%

■ Very good & Good
 ■ Very poor & Poor
 ■ Neither good nor poor & Do not know

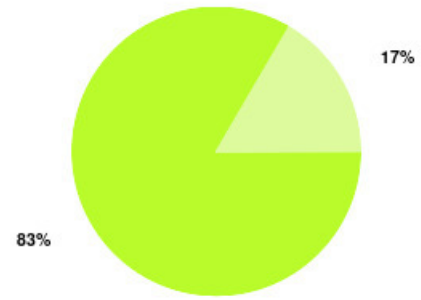


MSK Physiotherapy - Hornsea Cottage Hospital Summary

Number of responses: 6

Experience	Amount	Percentage
Very good	5	83.333%
Good	1	16.667%
Neither good nor poor	0	0.000%
Poor	0	0.000%
Very poor	0	0.000%
Do not know	0	0.000%

Very good Good Neither good nor poor Poor
Very poor Do not know



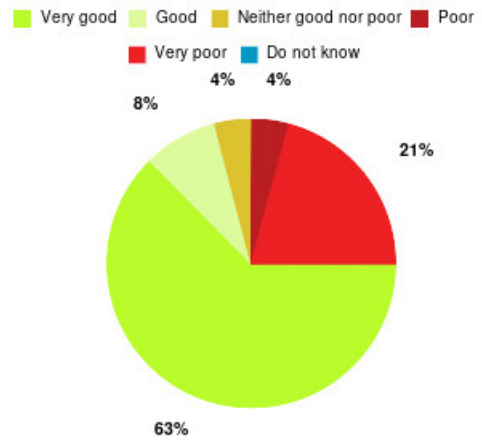
Experience	Amount	Percentage
Very good & Good	6	100.000%
Very poor & Poor	0	0.000%
Neither good nor poor & Do not know	0	0.000%



MSK Physiotherapy - Telehealth Summary

Number of responses: 24

Experience	Amount	Percentage
Very good	15	62.500%
Good	2	8.333%
Neither good nor poor	1	4.167%
Poor	1	4.167%
Very poor	5	20.833%
Do not know	0	0.000%



Experience	Amount	Percentage
Very good & Good	17	70.833%
Very poor & Poor	6	25.000%
Neither good nor poor & Do not know	1	4.167%

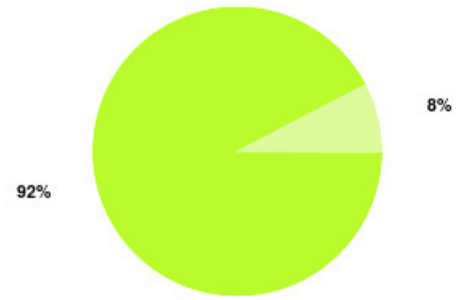


MSK Physiotherapy - Withernsea Hospital Summary

Number of responses: 13

Experience	Amount	Percentage
Very good	12	92.308%
Good	1	7.692%
Neither good nor poor	0	0.000%
Poor	0	0.000%
Very poor	0	0.000%
Do not know	0	0.000%

Very good Good Neither good nor poor Poor
Very poor Do not know



Experience	Amount	Percentage
Very good & Good	13	100.000%
Very poor & Poor	0	0.000%
Neither good nor poor & Do not know	0	0.000%

Very good & Good Very poor & Poor
Neither good nor poor & Do not know



Night Care Service (EOL) Summary

Number of responses: 0

OccWellbeing Summary

Number of responses: 0

Oral Health (SH) Summary

Number of responses: 0

Oral Health Promotion Team Summary

Number of responses: 22

Experience	Amount	Percentage
Very good	22	100.000%
Good	0	0.000%
Neither good nor poor	0	0.000%
Poor	0	0.000%
Very poor	0	0.000%
Do not know	0	0.000%

Very good Good Neither good nor poor Poor
Very poor Do not know



Experience	Amount	Percentage
Very good & Good	22	100.000%
Very poor & Poor	0	0.000%
Neither good nor poor & Do not know	0	0.000%



Out of Hours Nursing (East Riding) Summary

Number of responses: 1

Experience	Amount	Percentage
Very good	1	100.000%
Good	0	0.000%
Neither good nor poor	0	0.000%
Poor	0	0.000%
Very poor	0	0.000%
Do not know	0	0.000%

Very good Good Neither good nor poor Poor
Very poor Do not know



Experience	Amount	Percentage
Very good & Good	1	100.000%
Very poor & Poor	0	0.000%
Neither good nor poor & Do not know	0	0.000%



Out of Hours Nursing (EOL) Summary

Number of responses: 0

Pain Management - ER & VoY Summary

Number of responses: 3

Experience	Amount	Percentage
Very good	3	100.000%
Good	0	0.000%
Neither good nor poor	0	0.000%
Poor	0	0.000%
Very poor	0	0.000%
Do not know	0	0.000%

Very good Good Neither good nor poor Poor
Very poor Do not know



Experience	Amount	Percentage
Very good & Good	3	100.000%
Very poor & Poor	0	0.000%
Neither good nor poor & Do not know	0	0.000%

Very good & Good Very poor & Poor
Neither good nor poor & Do not know

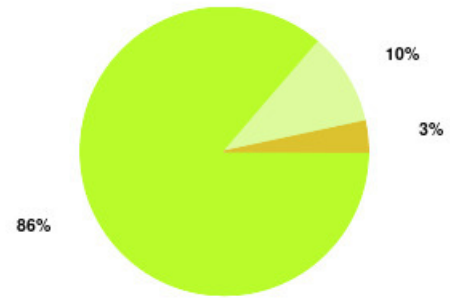


Pain Management - Hull Summary

Number of responses: 29

Experience	Amount	Percentage
Very good	25	86.207%
Good	3	10.345%
Neither good nor poor	1	3.448%
Poor	0	0.000%
Very poor	0	0.000%
Do not know	0	0.000%

■ Very good
 ■ Good
 ■ Neither good nor poor
 ■ Poor
 ■ Very poor
 ■ Do not know



Experience	Amount	Percentage
Very good & Good	28	96.552%
Very poor & Poor	0	0.000%
Neither good nor poor & Do not know	1	3.448%



Parkinson's Hub (ICC) Summary

Number of responses: 0

PAUL for Brain recovery Summary

Number of responses: 0

Pharmacies Summary

Number of responses: 0

Phlebotomy - Withernsea Hospital Summary

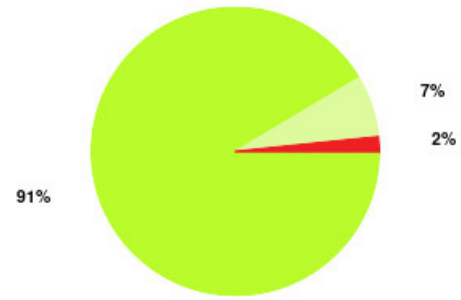
Number of responses: 0

Podiatry (ER - Beverley) Summary

Number of responses: 58

Experience	Amount	Percentage
Very good	53	91.379%
Good	4	6.897%
Neither good nor poor	0	0.000%
Poor	0	0.000%
Very poor	1	1.724%
Do not know	0	0.000%

■ Very good
 ■ Good
 ■ Neither good nor poor
 ■ Poor
 ■ Very poor
 ■ Do not know



Experience	Amount	Percentage
Very good & Good	57	98.276%
Very poor & Poor	1	1.724%
Neither good nor poor & Do not know	0	0.000%

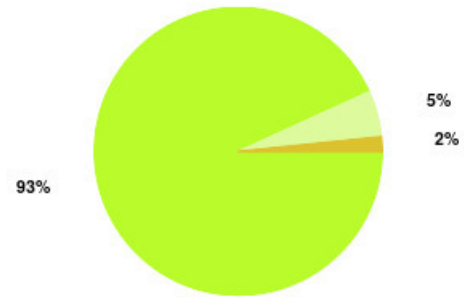


Podiatry (ER - Bridlington) Summary

Number of responses: 58

Experience	Amount	Percentage
Very good	54	93.103%
Good	3	5.172%
Neither good nor poor	1	1.724%
Poor	0	0.000%
Very poor	0	0.000%
Do not know	0	0.000%

■ Very good
 ■ Good
 ■ Neither good nor poor
 ■ Poor
 ■ Very poor
 ■ Do not know



Experience	Amount	Percentage
Very good & Good	57	98.276%
Very poor & Poor	0	0.000%
Neither good nor poor & Do not know	1	1.724%

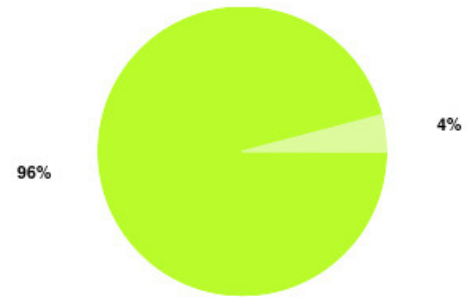


Podiatry (ER - Driffield) Summary

Number of responses: 24

Experience	Amount	Percentage
Very good	23	95.833%
Good	1	4.167%
Neither good nor poor	0	0.000%
Poor	0	0.000%
Very poor	0	0.000%
Do not know	0	0.000%

Very good Good Neither good nor poor Poor
Very poor Do not know



Experience	Amount	Percentage
Very good & Good	24	100.000%
Very poor & Poor	0	0.000%
Neither good nor poor & Do not know	0	0.000%

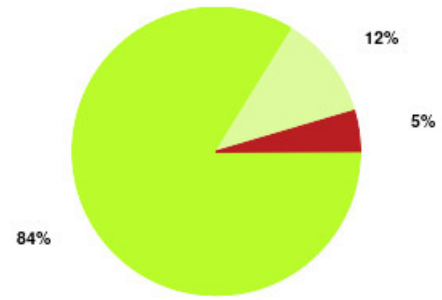


Podiatry (ER - Goole) Summary

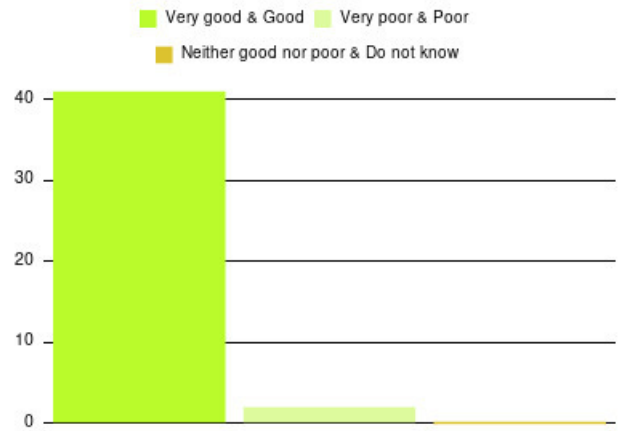
Number of responses: 43

Experience	Amount	Percentage
Very good	36	83.721%
Good	5	11.628%
Neither good nor poor	0	0.000%
Poor	2	4.651%
Very poor	0	0.000%
Do not know	0	0.000%

■ Very good
 ■ Good
 ■ Neither good nor poor
 ■ Poor
 ■ Very poor
 ■ Do not know



Experience	Amount	Percentage
Very good & Good	41	95.349%
Very poor & Poor	2	4.651%
Neither good nor poor & Do not know	0	0.000%



Podiatry (ER - Hedon/Rosedale) Summary

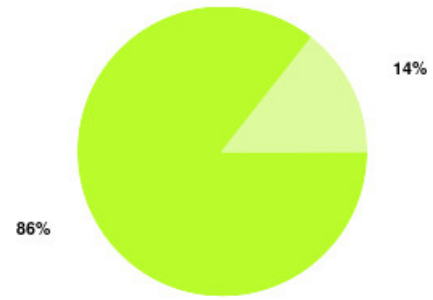
Number of responses: 0

Podiatry (ER - Hesse) Summary

Number of responses: 69

Experience	Amount	Percentage
Very good	59	85.507%
Good	10	14.493%
Neither good nor poor	0	0.000%
Poor	0	0.000%
Very poor	0	0.000%
Do not know	0	0.000%

■ Very good
 ■ Good
 ■ Neither good nor poor
 ■ Poor
 ■ Very poor
 ■ Do not know



Experience	Amount	Percentage
Very good & Good	69	100.000%
Very poor & Poor	0	0.000%
Neither good nor poor & Do not know	0	0.000%

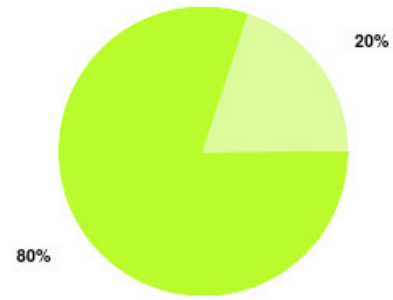


Podiatry (ER - Home visits) Summary

Number of responses: 20

Experience	Amount	Percentage
Very good	16	80.000%
Good	4	20.000%
Neither good nor poor	0	0.000%
Poor	0	0.000%
Very poor	0	0.000%
Do not know	0	0.000%

Very good Good Neither good nor poor Poor
Very poor Do not know



Experience	Amount	Percentage
Very good & Good	20	100.000%
Very poor & Poor	0	0.000%
Neither good nor poor & Do not know	0	0.000%

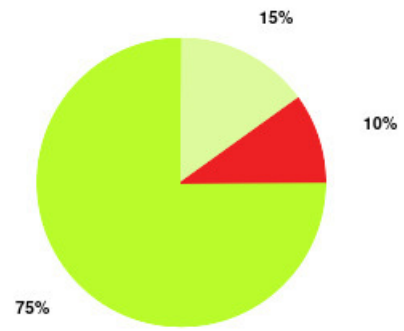


Podiatry (ER - Hornsea) Summary

Number of responses: 20

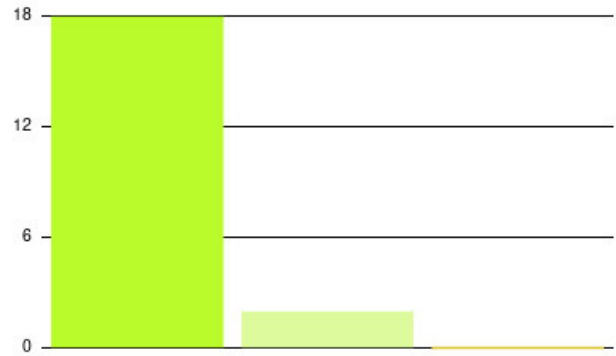
Experience	Amount	Percentage
Very good	15	75.000%
Good	3	15.000%
Neither good nor poor	0	0.000%
Poor	0	0.000%
Very poor	2	10.000%
Do not know	0	0.000%

Very good Good Neither good nor poor Poor
Very poor Do not know



Experience	Amount	Percentage
Very good & Good	18	90.000%
Very poor & Poor	2	10.000%
Neither good nor poor & Do not know	0	0.000%

Very good & Good Very poor & Poor
Neither good nor poor & Do not know

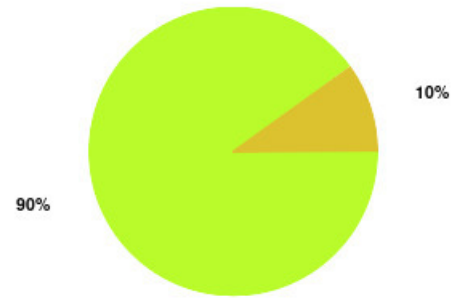


Podiatry (ER - Market Weighton) Summary

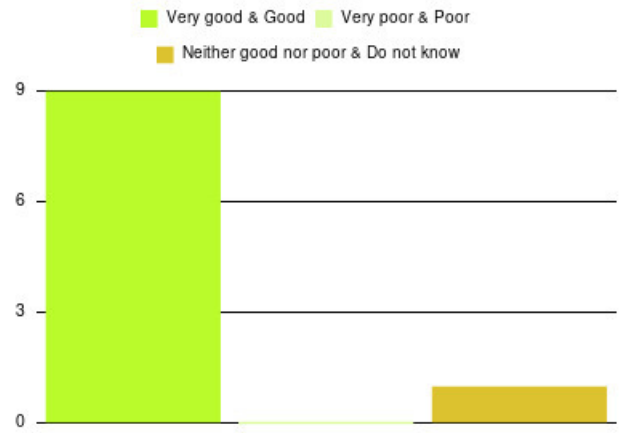
Number of responses: 10

Experience	Amount	Percentage
Very good	9	90.000%
Good	0	0.000%
Neither good nor poor	1	10.000%
Poor	0	0.000%
Very poor	0	0.000%
Do not know	0	0.000%

Very good Good Neither good nor poor Poor
Very poor Do not know



Experience	Amount	Percentage
Very good & Good	9	90.000%
Very poor & Poor	0	0.000%
Neither good nor poor & Do not know	1	10.000%

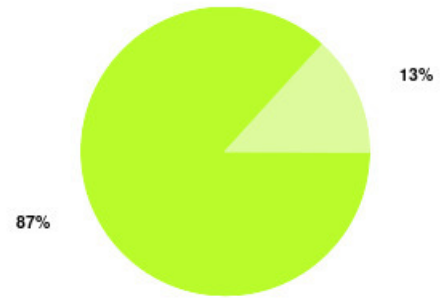


Podiatry (ER - MSK) Summary

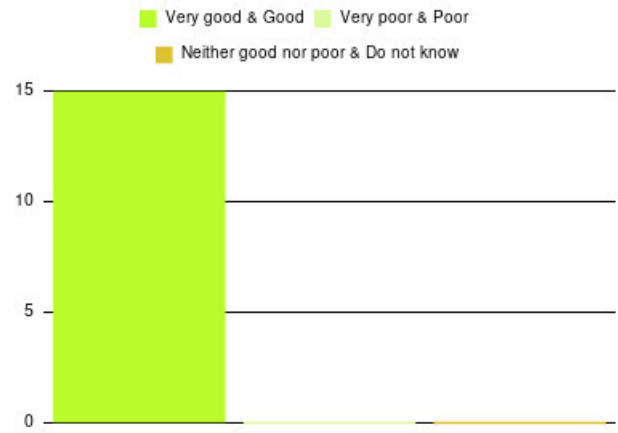
Number of responses: 15

Experience	Amount	Percentage
Very good	13	86.667%
Good	2	13.333%
Neither good nor poor	0	0.000%
Poor	0	0.000%
Very poor	0	0.000%
Do not know	0	0.000%

Very good Good Neither good nor poor Poor
Very poor Do not know



Experience	Amount	Percentage
Very good & Good	15	100.000%
Very poor & Poor	0	0.000%
Neither good nor poor & Do not know	0	0.000%

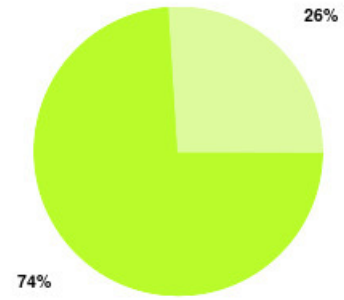


Podiatry (ER - Withernsea) Summary

Number of responses: 23

Experience	Amount	Percentage
Very good	17	73.913%
Good	6	26.087%
Neither good nor poor	0	0.000%
Poor	0	0.000%
Very poor	0	0.000%
Do not know	0	0.000%

■ Very good
 ■ Good
 ■ Neither good nor poor
 ■ Poor
 ■ Very poor
 ■ Do not know



Experience	Amount	Percentage
Very good & Good	23	100.000%
Very poor & Poor	0	0.000%
Neither good nor poor & Do not know	0	0.000%

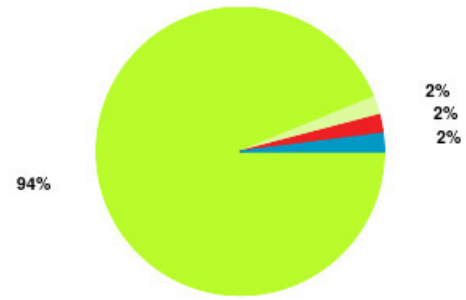


Podiatry (Hull - Allam Diabetes Centre) Summary

Number of responses: 48

Experience	Amount	Percentage
Very good	45	93.750%
Good	1	2.083%
Neither good nor poor	0	0.000%
Poor	0	0.000%
Very poor	1	2.083%
Do not know	1	2.083%

■ Very good
 ■ Good
 ■ Neither good nor poor
 ■ Poor
 ■ Very poor
 ■ Do not know



Experience	Amount	Percentage
Very good & Good	46	95.833%
Very poor & Poor	1	2.083%
Neither good nor poor & Do not know	1	2.083%

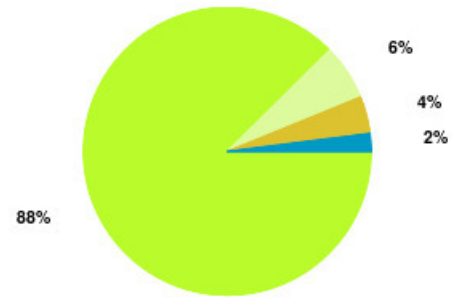


Podiatry (Hull - Bransholme HC) Summary

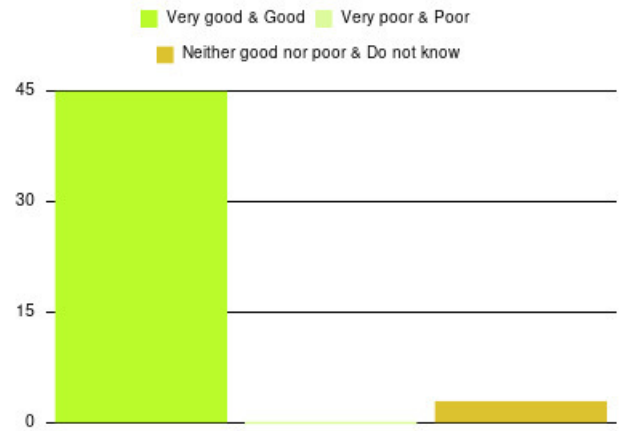
Number of responses: 48

Experience	Amount	Percentage
Very good	42	87.500%
Good	3	6.250%
Neither good nor poor	2	4.167%
Poor	0	0.000%
Very poor	0	0.000%
Do not know	1	2.083%

■ Very good
 ■ Good
 ■ Neither good nor poor
 ■ Poor
 ■ Very poor
 ■ Do not know



Experience	Amount	Percentage
Very good & Good	45	93.750%
Very poor & Poor	0	0.000%
Neither good nor poor & Do not know	3	6.250%



Podiatry (Hull - Dialysis clinic) Summary

Number of responses: 1

Experience	Amount	Percentage
Very good	1	100.000%
Good	0	0.000%
Neither good nor poor	0	0.000%
Poor	0	0.000%
Very poor	0	0.000%
Do not know	0	0.000%

Very good Good Neither good nor poor Poor
Very poor Do not know



Experience	Amount	Percentage
Very good & Good	1	100.000%
Very poor & Poor	0	0.000%
Neither good nor poor & Do not know	0	0.000%

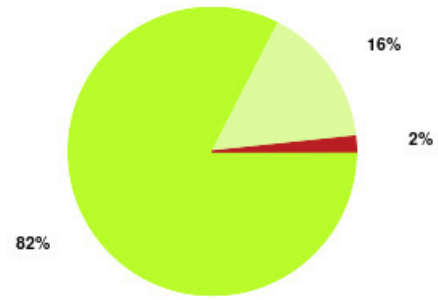


Podiatry (Hull - Elliott Chappell HC) Summary

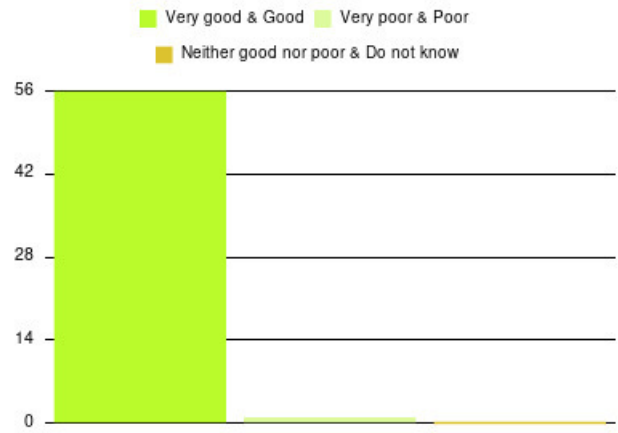
Number of responses: 57

Experience	Amount	Percentage
Very good	47	82.456%
Good	9	15.789%
Neither good nor poor	0	0.000%
Poor	1	1.754%
Very poor	0	0.000%
Do not know	0	0.000%

■ Very good
 ■ Good
 ■ Neither good nor poor
 ■ Poor
 ■ Very poor
 ■ Do not know



Experience	Amount	Percentage
Very good & Good	56	98.246%
Very poor & Poor	1	1.754%
Neither good nor poor & Do not know	0	0.000%



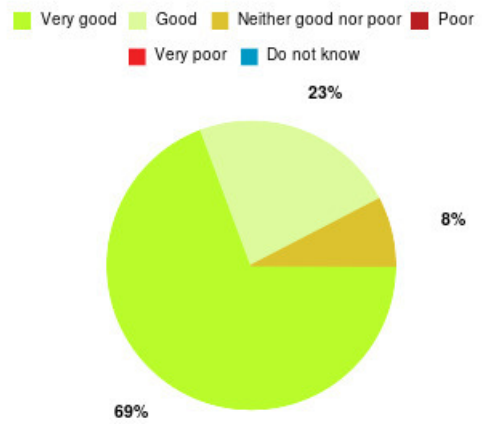
Podiatry (Hull - HMP Hull) Summary

Number of responses: 0

Podiatry (Hull - Home visits) Summary

Number of responses: 13

Experience	Amount	Percentage
Very good	9	69.231%
Good	3	23.077%
Neither good nor poor	1	7.692%
Poor	0	0.000%
Very poor	0	0.000%
Do not know	0	0.000%



Experience	Amount	Percentage
Very good & Good	12	92.308%
Very poor & Poor	0	0.000%
Neither good nor poor & Do not know	1	7.692%



Podiatry (Hull - Homeless Service) Summary

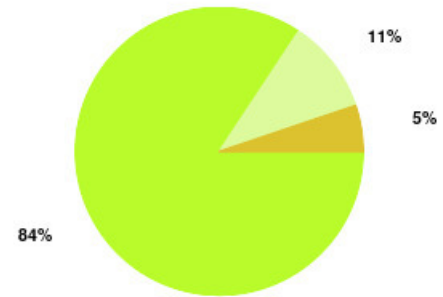
Number of responses: 0

Podiatry (Hull - Longhill HC) Summary

Number of responses: 38

Experience	Amount	Percentage
Very good	32	84.211%
Good	4	10.526%
Neither good nor poor	2	5.263%
Poor	0	0.000%
Very poor	0	0.000%
Do not know	0	0.000%

■ Very good
 ■ Good
 ■ Neither good nor poor
 ■ Poor
 ■ Very poor
 ■ Do not know



Experience	Amount	Percentage
Very good & Good	36	94.737%
Very poor & Poor	0	0.000%
Neither good nor poor & Do not know	2	5.263%

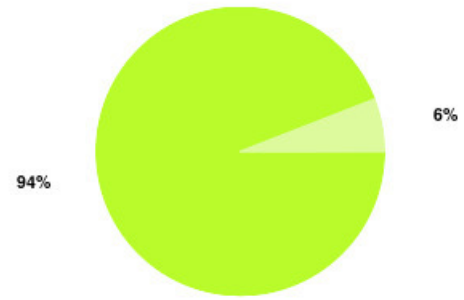


Podiatry (Hull - Morrill St) Summary

Number of responses: 50

Experience	Amount	Percentage
Very good	47	94.000%
Good	3	6.000%
Neither good nor poor	0	0.000%
Poor	0	0.000%
Very poor	0	0.000%
Do not know	0	0.000%

Very good Good Neither good nor poor Poor
Very poor Do not know



Experience	Amount	Percentage
Very good & Good	50	100.000%
Very poor & Poor	0	0.000%
Neither good nor poor & Do not know	0	0.000%



Podiatry (Hull - Nail clinic) Summary

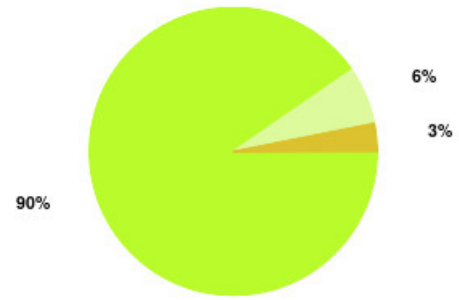
Number of responses: 0

Podiatry (Hull - Newington HC) Summary

Number of responses: 31

Experience	Amount	Percentage
Very good	28	90.323%
Good	2	6.452%
Neither good nor poor	1	3.226%
Poor	0	0.000%
Very poor	0	0.000%
Do not know	0	0.000%

■ Very good
 ■ Good
 ■ Neither good nor poor
 ■ Poor
 ■ Very poor
 ■ Do not know



Experience	Amount	Percentage
Very good & Good	30	96.774%
Very poor & Poor	0	0.000%
Neither good nor poor & Do not know	1	3.226%

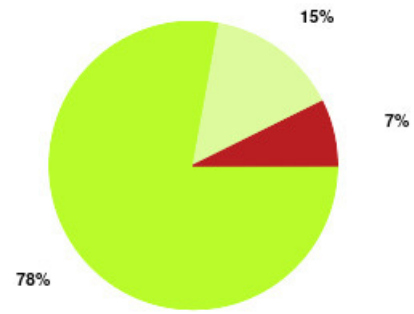


Podiatry (Hull - Orchard Centre) Summary

Number of responses: 27

Experience	Amount	Percentage
Very good	21	77.778%
Good	4	14.815%
Neither good nor poor	0	0.000%
Poor	2	7.407%
Very poor	0	0.000%
Do not know	0	0.000%

■ Very good
 ■ Good
 ■ Neither good nor poor
 ■ Poor
 ■ Very poor
 ■ Do not know



Experience	Amount	Percentage
Very good & Good	25	92.593%
Very poor & Poor	2	7.407%
Neither good nor poor & Do not know	0	0.000%

■ Very good & Good
 ■ Very poor & Poor
 ■ Neither good nor poor & Do not know




Podiatry (Hull - Rheumatology H.R.I.) Summary

Number of responses: 2

Experience	Amount	Percentage
Very good	1	50.000%
Good	0	0.000%
Neither good nor poor	1	50.000%
Poor	0	0.000%
Very poor	0	0.000%
Do not know	0	0.000%

Experience	Amount	Percentage
Very good & Good	1	50.000%
Very poor & Poor	0	0.000%
Neither good nor poor & Do not know	1	50.000%

■ Very good
 ■ Good
 ■ Neither good nor poor
 ■ Poor
 ■ Do not know



Podiatry (Hull - Terry St) Summary

Number of responses: 0

Podiatry (Hull - The Crossings) Summary

Number of responses: 0

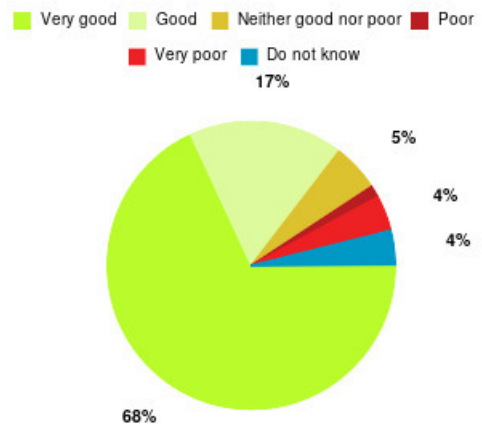
Podiatry (Hull - Ward visits) Summary

Number of responses: 0

Podiatry (telephone appointment) Summary

Number of responses: 75

Experience	Amount	Percentage
Very good	51	68.000%
Good	13	17.333%
Neither good nor poor	4	5.333%
Poor	1	1.333%
Very poor	3	4.000%
Do not know	3	4.000%



Experience	Amount	Percentage
Very good & Good	64	85.333%
Very poor & Poor	4	5.333%
Neither good nor poor & Do not know	7	9.333%

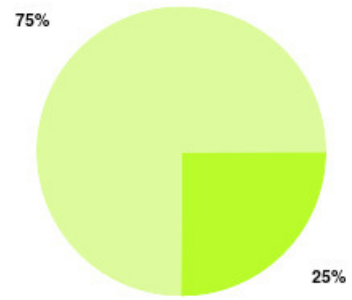


Primary Care - Mental Health Coordinator Summary

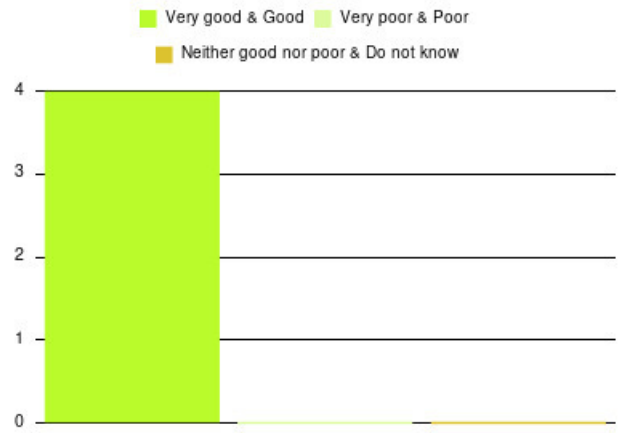
Number of responses: 4

Experience	Amount	Percentage
Very good	1	25.000%
Good	3	75.000%
Neither good nor poor	0	0.000%
Poor	0	0.000%
Very poor	0	0.000%
Do not know	0	0.000%

Very good Good Neither good nor poor Poor
Very poor Do not know



Experience	Amount	Percentage
Very good & Good	4	100.000%
Very poor & Poor	0	0.000%
Neither good nor poor & Do not know	0	0.000%

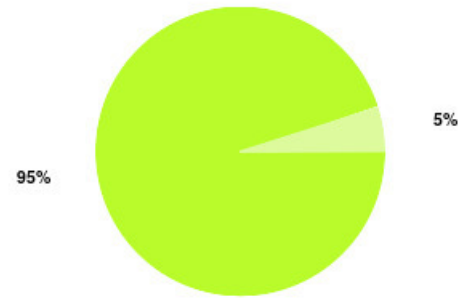


Pulmonary Rehab (ER) Summary

Number of responses: 20

Experience	Amount	Percentage
Very good	19	95.000%
Good	1	5.000%
Neither good nor poor	0	0.000%
Poor	0	0.000%
Very poor	0	0.000%
Do not know	0	0.000%

Very good Good Neither good nor poor Poor
Very poor Do not know



Experience	Amount	Percentage
Very good & Good	20	100.000%
Very poor & Poor	0	0.000%
Neither good nor poor & Do not know	0	0.000%

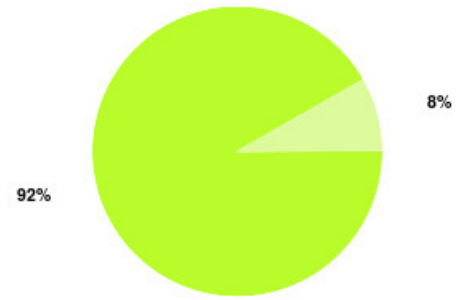


Pulmonary Rehab (Hull) Summary

Number of responses: 12

Experience	Amount	Percentage
Very good	11	91.667%
Good	1	8.333%
Neither good nor poor	0	0.000%
Poor	0	0.000%
Very poor	0	0.000%
Do not know	0	0.000%

Very good Good Neither good nor poor Poor
Very poor Do not know



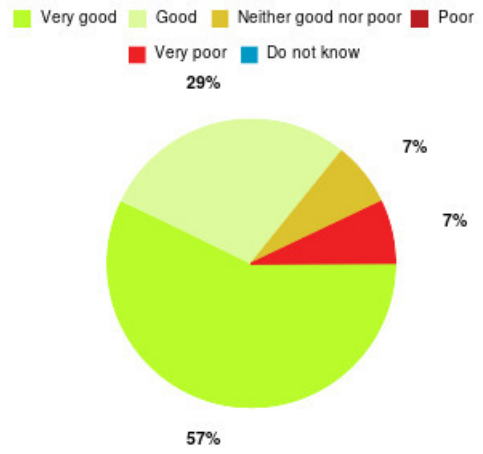
Experience	Amount	Percentage
Very good & Good	12	100.000%
Very poor & Poor	0	0.000%
Neither good nor poor & Do not know	0	0.000%



Rossmore Summary

Number of responses: 14

Experience	Amount	Percentage
Very good	8	57.143%
Good	4	28.571%
Neither good nor poor	1	7.143%
Poor	0	0.000%
Very poor	1	7.143%
Do not know	0	0.000%



Experience	Amount	Percentage
Very good & Good	12	85.714%
Very poor & Poor	1	7.143%
Neither good nor poor & Do not know	1	7.143%



School Health + Summary

Number of responses: 0

Sexual Health - Erectile Dysfunction (East Riding) Summary

Number of responses: 0

Sexual Health - Erectile Dysfunction (Hull) Summary

Number of responses: 4

Experience	Amount	Percentage
Very good	4	100.000%
Good	0	0.000%
Neither good nor poor	0	0.000%
Poor	0	0.000%
Very poor	0	0.000%
Do not know	0	0.000%

Very good Good Neither good nor poor Poor
Very poor Do not know



Experience	Amount	Percentage
Very good & Good	4	100.000%
Very poor & Poor	0	0.000%
Neither good nor poor & Do not know	0	0.000%

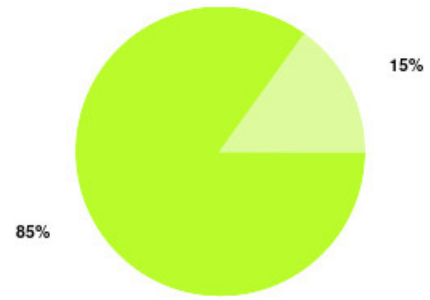


Sexual Health - GUM & Family Planning (East Riding) Summary

Number of responses: 33

Experience	Amount	Percentage
Very good	28	84.848%
Good	5	15.152%
Neither good nor poor	0	0.000%
Poor	0	0.000%
Very poor	0	0.000%
Do not know	0	0.000%

■ Very good
 ■ Good
 ■ Neither good nor poor
 ■ Poor
 ■ Very poor
 ■ Do not know



Experience	Amount	Percentage
Very good & Good	33	100.000%
Very poor & Poor	0	0.000%
Neither good nor poor & Do not know	0	0.000%

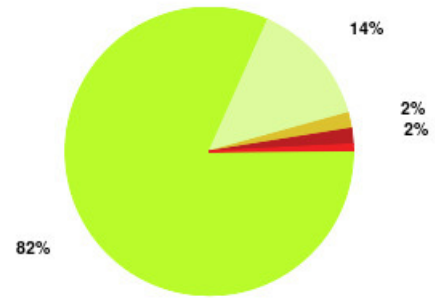


Sexual Health - GUM & Family Planning (Hull) Summary

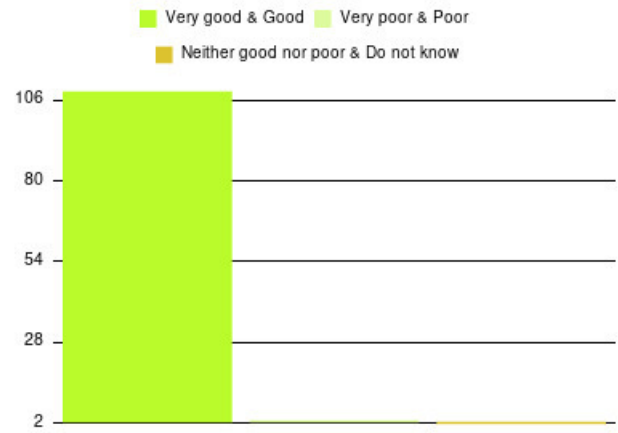
Number of responses: 114

Experience	Amount	Percentage
Very good	93	81.579%
Good	16	14.035%
Neither good nor poor	2	1.754%
Poor	2	1.754%
Very poor	1	0.877%
Do not know	0	0.000%

■ Very good
 ■ Good
 ■ Neither good nor poor
 ■ Poor
 ■ Very poor
 ■ Do not know



Experience	Amount	Percentage
Very good & Good	109	95.614%
Very poor & Poor	3	2.632%
Neither good nor poor & Do not know	2	1.754%



Sexual Health - Outreach (East Riding) Summary

Number of responses: 0

Sexual Health - Outreach (Hull) Summary

Number of responses: 0

Sexual Health - Ultrasound (Hull) Summary

Number of responses: 1

Experience	Amount	Percentage
Very good	1	100.000%
Good	0	0.000%
Neither good nor poor	0	0.000%
Poor	0	0.000%
Very poor	0	0.000%
Do not know	0	0.000%

Very good Good Neither good nor poor Poor
Very poor Do not know



Experience	Amount	Percentage
Very good & Good	1	100.000%
Very poor & Poor	0	0.000%
Neither good nor poor & Do not know	0	0.000%



Sexual Health - Unplanned Pregnancy Service Summary

Number of responses: 13

Experience	Amount	Percentage
Very good	13	100.000%
Good	0	0.000%
Neither good nor poor	0	0.000%
Poor	0	0.000%
Very poor	0	0.000%
Do not know	0	0.000%

Very good Good Neither good nor poor Poor
Very poor Do not know



Experience	Amount	Percentage
Very good & Good	13	100.000%
Very poor & Poor	0	0.000%
Neither good nor poor & Do not know	0	0.000%



Sexual Health - Vasectomy (Hull) Summary

Number of responses: 10

Experience	Amount	Percentage
Very good	10	100.000%
Good	0	0.000%
Neither good nor poor	0	0.000%
Poor	0	0.000%
Very poor	0	0.000%
Do not know	0	0.000%

Very good Good Neither good nor poor Poor
Very poor Do not know



Experience	Amount	Percentage
Very good & Good	10	100.000%
Very poor & Poor	0	0.000%
Neither good nor poor & Do not know	0	0.000%



Sexual Health - Women's Health (East Riding) Summary

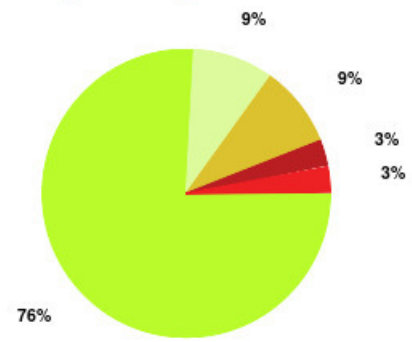
Number of responses: 0

Sexual Health - Women's Health (Hull) Summary

Number of responses: 33

Experience	Amount	Percentage
Very good	25	75.758%
Good	3	9.091%
Neither good nor poor	3	9.091%
Poor	1	3.030%
Very poor	1	3.030%
Do not know	0	0.000%

■ Very good
 ■ Good
 ■ Neither good nor poor
 ■ Poor
■ Very poor
 ■ Do not know



Experience	Amount	Percentage
Very good & Good	28	84.848%
Very poor & Poor	2	6.061%
Neither good nor poor & Do not know	3	9.091%



Smokefree (Knowsley) Summary

Number of responses: 25

Experience	Amount	Percentage
Very good	25	100.000%
Good	0	0.000%
Neither good nor poor	0	0.000%
Poor	0	0.000%
Very poor	0	0.000%
Do not know	0	0.000%

Very good Good Neither good nor poor Poor
Very poor Do not know



Experience	Amount	Percentage
Very good & Good	25	100.000%
Very poor & Poor	0	0.000%
Neither good nor poor & Do not know	0	0.000%

Very good & Good Very poor & Poor
Neither good nor poor & Do not know



Smokefree (St Helens) Summary

Number of responses: 8

Experience	Amount	Percentage
Very good	8	100.000%
Good	0	0.000%
Neither good nor poor	0	0.000%
Poor	0	0.000%
Very poor	0	0.000%
Do not know	0	0.000%

Very good Good Neither good nor poor Poor
Very poor Do not know



Experience	Amount	Percentage
Very good & Good	8	100.000%
Very poor & Poor	0	0.000%
Neither good nor poor & Do not know	0	0.000%

Very good & Good Very poor & Poor
Neither good nor poor & Do not know

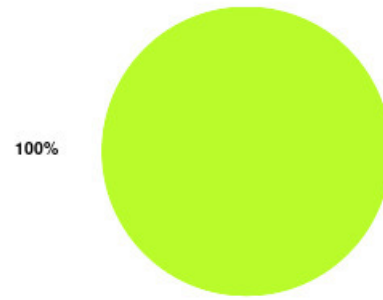


Specialist Palliative Care Services (EOL) Summary

Number of responses: 1

Experience	Amount	Percentage
Very good	1	100.000%
Good	0	0.000%
Neither good nor poor	0	0.000%
Poor	0	0.000%
Very poor	0	0.000%
Do not know	0	0.000%

Very good Good Neither good nor poor Poor
Very poor Do not know



Experience	Amount	Percentage
Very good & Good	1	100.000%
Very poor & Poor	0	0.000%
Neither good nor poor & Do not know	0	0.000%

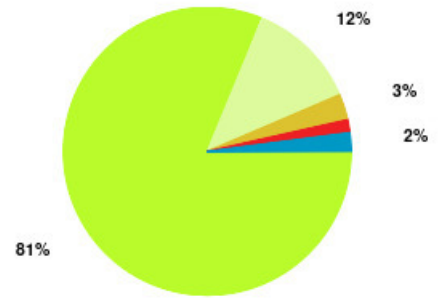


Specialist Weight Management Services Summary

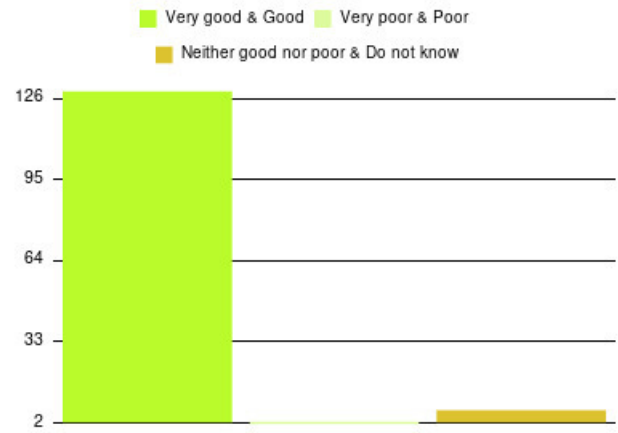
Number of responses: 138

Experience	Amount	Percentage
Very good	112	81.159%
Good	17	12.319%
Neither good nor poor	4	2.899%
Poor	0	0.000%
Very poor	2	1.449%
Do not know	3	2.174%

■ Very good
 ■ Good
 ■ Neither good nor poor
 ■ Poor
■ Very poor
 ■ Do not know



Experience	Amount	Percentage
Very good & Good	129	93.478%
Very poor & Poor	2	1.449%
Neither good nor poor & Do not know	7	5.072%

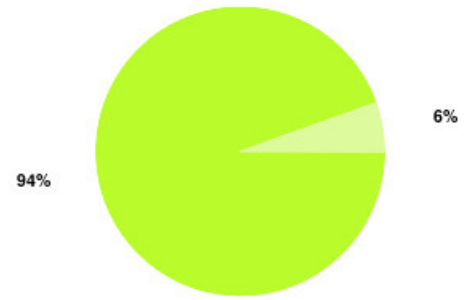


Speech and Language Therapy (East Riding) Summary

Number of responses: 18

Experience	Amount	Percentage
Very good	17	94.444%
Good	1	5.556%
Neither good nor poor	0	0.000%
Poor	0	0.000%
Very poor	0	0.000%
Do not know	0	0.000%

Very good Good Neither good nor poor Poor
Very poor Do not know



Experience	Amount	Percentage
Very good & Good	18	100.000%
Very poor & Poor	0	0.000%
Neither good nor poor & Do not know	0	0.000%

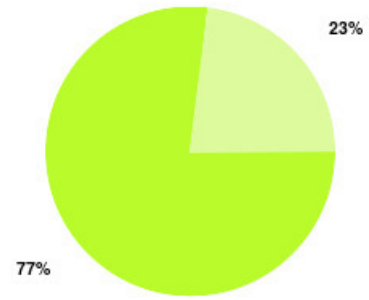


Speech and Language Therapy (Hull) Summary

Number of responses: 13

Experience	Amount	Percentage
Very good	10	76.923%
Good	3	23.077%
Neither good nor poor	0	0.000%
Poor	0	0.000%
Very poor	0	0.000%
Do not know	0	0.000%

Very good Good Neither good nor poor Poor
Very poor Do not know



Experience	Amount	Percentage
Very good & Good	13	100.000%
Very poor & Poor	0	0.000%
Neither good nor poor & Do not know	0	0.000%



Stroke Team (East Riding) Summary

Number of responses: 2

Experience	Amount	Percentage
Very good	2	100.000%
Good	0	0.000%
Neither good nor poor	0	0.000%
Poor	0	0.000%
Very poor	0	0.000%
Do not know	0	0.000%

Very good Good Neither good nor poor Poor
Very poor Do not know



Experience	Amount	Percentage
Very good & Good	2	100.000%
Very poor & Poor	0	0.000%
Neither good nor poor & Do not know	0	0.000%

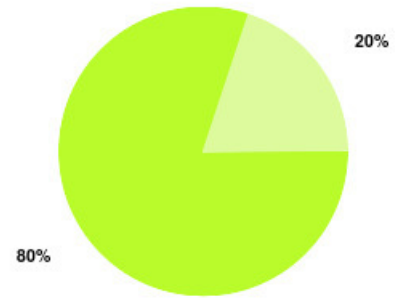


Stroke Team (Hull) Summary

Number of responses: 30

Experience	Amount	Percentage
Very good	24	80.000%
Good	6	20.000%
Neither good nor poor	0	0.000%
Poor	0	0.000%
Very poor	0	0.000%
Do not know	0	0.000%

Very good Good Neither good nor poor Poor
Very poor Do not know



Experience	Amount	Percentage
Very good & Good	30	100.000%
Very poor & Poor	0	0.000%
Neither good nor poor & Do not know	0	0.000%



T1DE Summary

Number of responses: 0

TB Nursing Team Summary

Number of responses: 0

Telehealth Summary

Number of responses: 0

Tier 3 Specialist Weight Management (SH) Summary

Number of responses: 3

Experience	Amount	Percentage
Very good	3	100.000%
Good	0	0.000%
Neither good nor poor	0	0.000%
Poor	0	0.000%
Very poor	0	0.000%
Do not know	0	0.000%

Very good Good Neither good nor poor Poor
Very poor Do not know



Experience	Amount	Percentage
Very good & Good	3	100.000%
Very poor & Poor	0	0.000%
Neither good nor poor & Do not know	0	0.000%



Tissue Viability Summary

Number of responses: 0

Trainee Health Psychologist Summary

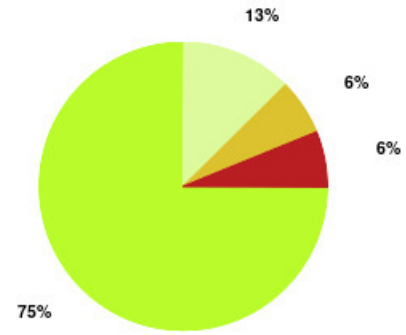
Number of responses: 0

Treatment rooms (ER) Summary

Number of responses: 16

Experience	Amount	Percentage
Very good	12	75.000%
Good	2	12.500%
Neither good nor poor	1	6.250%
Poor	1	6.250%
Very poor	0	0.000%
Do not know	0	0.000%

■ Very good
 ■ Good
 ■ Neither good nor poor
 ■ Poor
 ■ Very poor
 ■ Do not know



Experience	Amount	Percentage
Very good & Good	14	87.500%
Very poor & Poor	1	6.250%
Neither good nor poor & Do not know	1	6.250%

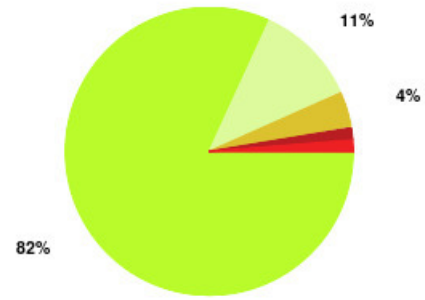


Treatment rooms (Hull) Summary

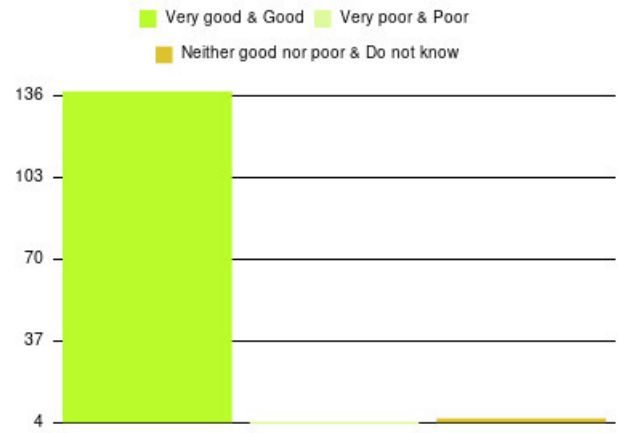
Number of responses: 148

Experience	Amount	Percentage
Very good	121	81.757%
Good	17	11.486%
Neither good nor poor	6	4.054%
Poor	2	1.351%
Very poor	2	1.351%
Do not know	0	0.000%

■ Very good
 ■ Good
 ■ Neither good nor poor
 ■ Poor
 ■ Very poor
 ■ Do not know



Experience	Amount	Percentage
Very good & Good	138	93.243%
Very poor & Poor	4	2.703%
Neither good nor poor & Do not know	6	4.054%



Urgent Community Response Team Summary

Number of responses: 2

Experience	Amount	Percentage
Very good	2	100.000%
Good	0	0.000%
Neither good nor poor	0	0.000%
Poor	0	0.000%
Very poor	0	0.000%
Do not know	0	0.000%

Very good Good Neither good nor poor Poor
Very poor Do not know



Experience	Amount	Percentage
Very good & Good	2	100.000%
Very poor & Poor	0	0.000%
Neither good nor poor & Do not know	0	0.000%



Virtual Ward Summary

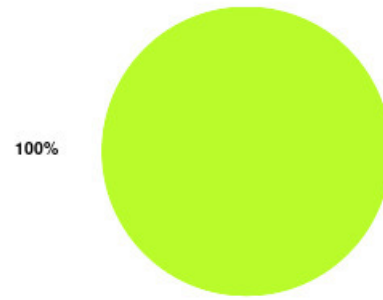
Number of responses: 0

Volunteer Hub Summary

Number of responses: 7

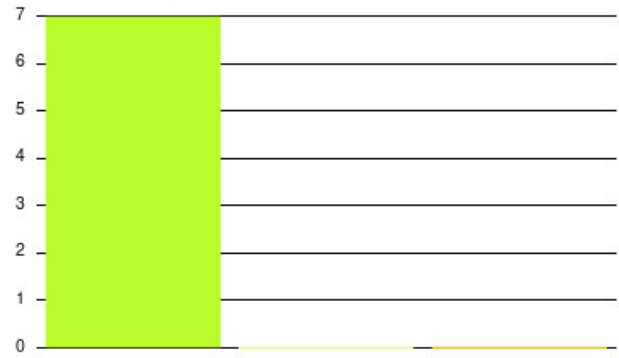
Experience	Amount	Percentage
Very good	7	100.000%
Good	0	0.000%
Neither good nor poor	0	0.000%
Poor	0	0.000%
Very poor	0	0.000%
Do not know	0	0.000%

Very good Good Neither good nor poor Poor
Very poor Do not know



Experience	Amount	Percentage
Very good & Good	7	100.000%
Very poor & Poor	0	0.000%
Neither good nor poor & Do not know	0	0.000%

Very good & Good Very poor & Poor
Neither good nor poor & Do not know

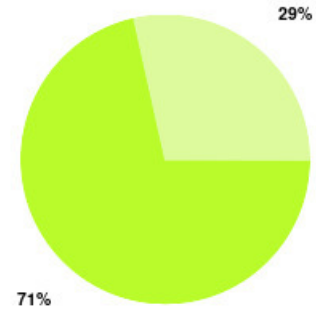


Volunteering (SH) Summary

Number of responses: 7

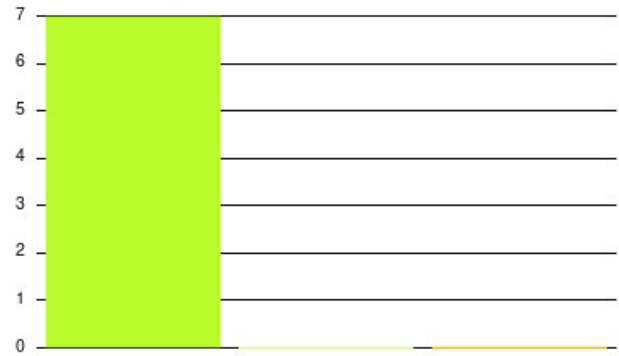
Experience	Amount	Percentage
Very good	5	71.429%
Good	2	28.571%
Neither good nor poor	0	0.000%
Poor	0	0.000%
Very poor	0	0.000%
Do not know	0	0.000%

Very good Good Neither good nor poor Poor
Very poor Do not know



Experience	Amount	Percentage
Very good & Good	7	100.000%
Very poor & Poor	0	0.000%
Neither good nor poor & Do not know	0	0.000%

Very good & Good Very poor & Poor
Neither good nor poor & Do not know



Walks Programme (SH) Summary

Number of responses: 1

Experience	Amount	Percentage
Very good	1	100.000%
Good	0	0.000%
Neither good nor poor	0	0.000%
Poor	0	0.000%
Very poor	0	0.000%
Do not know	0	0.000%

Very good Good Neither good nor poor Poor
Very poor Do not know



Experience	Amount	Percentage
Very good & Good	1	100.000%
Very poor & Poor	0	0.000%
Neither good nor poor & Do not know	0	0.000%



Weightwise Extra (Childrens) Summary

Number of responses: 0

Wellbeing Liaison Service Summary

Number of responses: 0
