

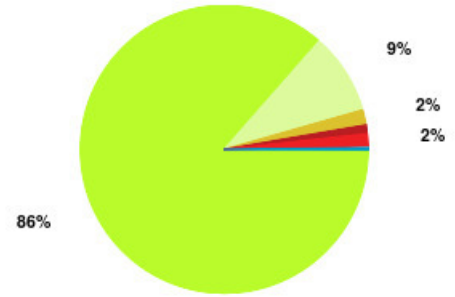
# Monthly Report January 2025

## Overall CHCP CIC Summary

Number of responses: 3993

Experience	Amount	Percentage
Very good	3449	86.376%
Good	364	9.116%
Neither good nor poor	68	1.703%
Poor	39	0.977%
Very poor	62	1.553%
Do not know	11	0.275%

■ Very good 
 ■ Good 
 ■ Neither good nor poor 
 ■ Poor 
 ■ Very poor 
 ■ Do not know



Experience	Amount	Percentage
Very good & Good	3813	95.492%
Very poor & Poor	101	2.529%
Neither good nor poor & Do not know	79	1.978%



## Alderson House Summary

Number of responses: 1

Experience	Amount	Percentage
Very good	1	100.000%
Good	0	0.000%
Neither good nor poor	0	0.000%
Poor	0	0.000%
Very poor	0	0.000%
Do not know	0	0.000%

Very good Good Neither good nor poor Poor  
Very poor Do not know



Experience	Amount	Percentage
Very good & Good	1	100.000%
Very poor & Poor	0	0.000%
Neither good nor poor & Do not know	0	0.000%



## Anticoagulation Summary

Number of responses: 2

Experience	Amount	Percentage
Very good	2	100.000%
Good	0	0.000%
Neither good nor poor	0	0.000%
Poor	0	0.000%
Very poor	0	0.000%
Do not know	0	0.000%

Very good Good Neither good nor poor Poor  
Very poor Do not know



Experience	Amount	Percentage
Very good & Good	2	100.000%
Very poor & Poor	0	0.000%
Neither good nor poor & Do not know	0	0.000%



**Bee At Home Care Service Summary**

Number of responses: 0

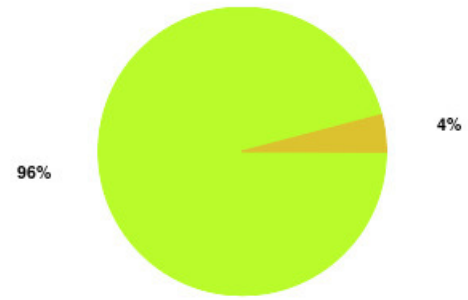
---

## Beverley UTC Summary

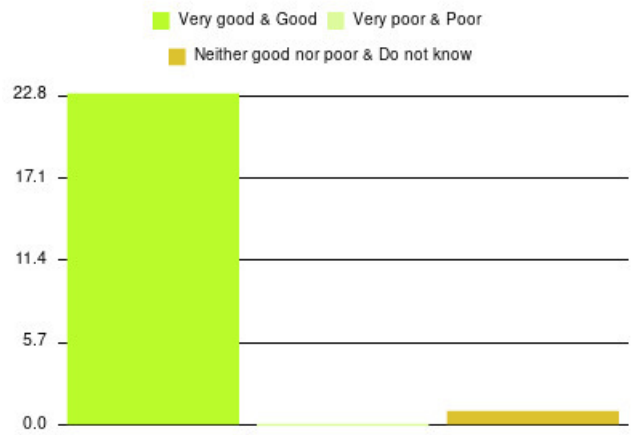
Number of responses: 24

Experience	Amount	Percentage
Very good	23	95.833%
Good	0	0.000%
Neither good nor poor	1	4.167%
Poor	0	0.000%
Very poor	0	0.000%
Do not know	0	0.000%

Very good Good Neither good nor poor Poor  
Very poor Do not know



Experience	Amount	Percentage
Very good & Good	23	95.833%
Very poor & Poor	0	0.000%
Neither good nor poor & Do not know	1	4.167%

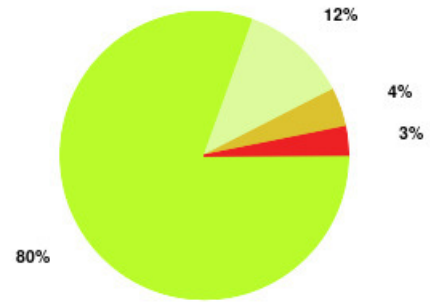


## Bladder and Bowel (Hull and East Riding) Summary

Number of responses: 92

Experience	Amount	Percentage
Very good	74	80.435%
Good	11	11.957%
Neither good nor poor	4	4.348%
Poor	0	0.000%
Very poor	3	3.261%
Do not know	0	0.000%

■ Very good
 ■ Good
 ■ Neither good nor poor
 ■ Poor
 ■ Very poor
 ■ Do not know



Experience	Amount	Percentage
Very good & Good	85	92.391%
Very poor & Poor	3	3.261%
Neither good nor poor & Do not know	4	4.348%



**Bladder and Bowel (Hull) Summary**

Number of responses: 0

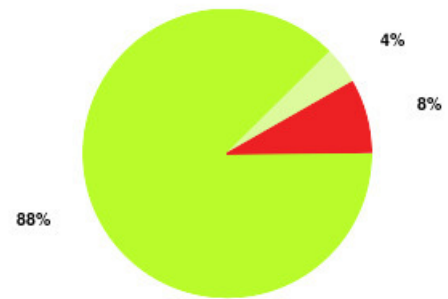
---

## Bransholme UTC Summary

Number of responses: 24

Experience	Amount	Percentage
Very good	21	87.500%
Good	1	4.167%
Neither good nor poor	0	0.000%
Poor	0	0.000%
Very poor	2	8.333%
Do not know	0	0.000%

■ Very good
 ■ Good
 ■ Neither good nor poor
 ■ Poor
 ■ Very poor
 ■ Do not know



Experience	Amount	Percentage
Very good & Good	22	91.667%
Very poor & Poor	2	8.333%
Neither good nor poor & Do not know	0	0.000%





**Bridlington ICC Summary**

Number of responses: 0

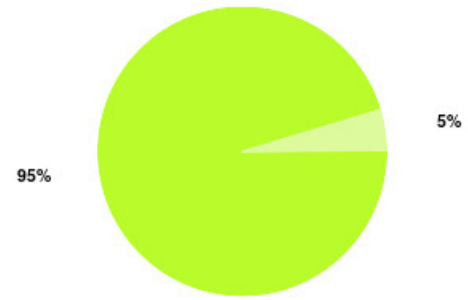
---

## Bridlington UTC Summary

Number of responses: 21

Experience	Amount	Percentage
Very good	20	95.238%
Good	1	4.762%
Neither good nor poor	0	0.000%
Poor	0	0.000%
Very poor	0	0.000%
Do not know	0	0.000%

Very good Good Neither good nor poor Poor  
Very poor Do not know



Experience	Amount	Percentage
Very good & Good	21	100.000%
Very poor & Poor	0	0.000%
Neither good nor poor & Do not know	0	0.000%



**Cardiac Rehab (East Riding) Summary**

Number of responses: 0

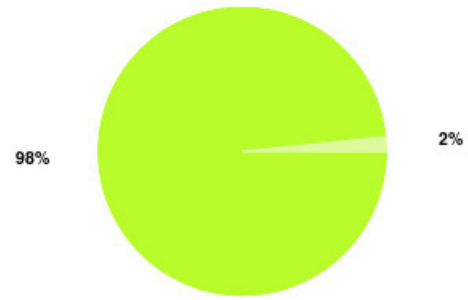
---

## Cardiac Rehab (Hull and East Riding) Summary

Number of responses: 59

Experience	Amount	Percentage
Very good	58	98.305%
Good	1	1.695%
Neither good nor poor	0	0.000%
Poor	0	0.000%
Very poor	0	0.000%
Do not know	0	0.000%

■ Very good
 ■ Good
 ■ Neither good nor poor
 ■ Poor
 ■ Very poor
 ■ Do not know



Experience	Amount	Percentage
Very good & Good	59	100.000%
Very poor & Poor	0	0.000%
Neither good nor poor & Do not know	0	0.000%

■ Very good & Good
 ■ Very poor & Poor
 ■ Neither good nor poor & Do not know



## Care Co-ordination Hub (247111) Summary

Number of responses: 4

Experience	Amount	Percentage
Very good	4	100.000%
Good	0	0.000%
Neither good nor poor	0	0.000%
Poor	0	0.000%
Very poor	0	0.000%
Do not know	0	0.000%

Very good Good Neither good nor poor Poor  
Very poor Do not know



Experience	Amount	Percentage
Very good & Good	4	100.000%
Very poor & Poor	0	0.000%
Neither good nor poor & Do not know	0	0.000%




## Carers' Information and Support Service Summary

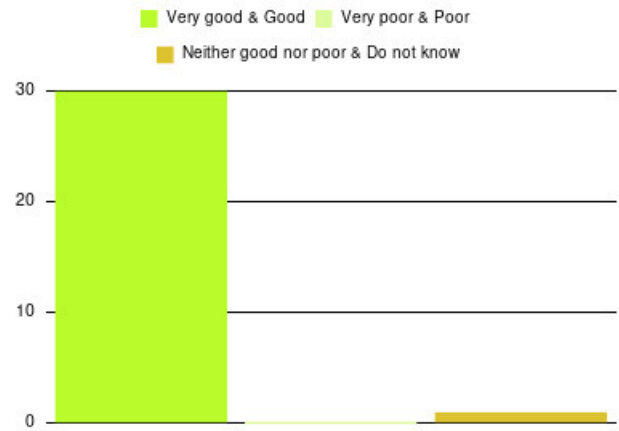
Number of responses: 31

Experience	Amount	Percentage
Very good	30	96.774%
Good	0	0.000%
Neither good nor poor	1	3.226%
Poor	0	0.000%
Very poor	0	0.000%
Do not know	0	0.000%

Very good Good Neither good nor poor Poor  
Very poor Do not know



Experience	Amount	Percentage
Very good & Good	30	96.774%
Very poor & Poor	0	0.000%
Neither good nor poor & Do not know	1	3.226%



**CHPL - Bransholme Summary**

Number of responses: 0

---

**CHPL - Field View Surgery Summary**

Number of responses: 0

---

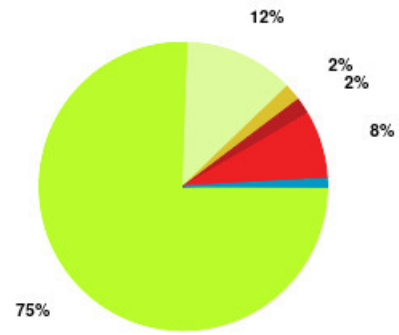


## CHPL - Southcoates Summary

Number of responses: 106

Experience	Amount	Percentage
Very good	80	75.472%
Good	13	12.264%
Neither good nor poor	2	1.887%
Poor	2	1.887%
Very poor	8	7.547%
Do not know	1	0.943%

■ Very good 
 ■ Good 
 ■ Neither good nor poor 
 ■ Poor 
 ■ Very poor 
 ■ Do not know



Experience	Amount	Percentage
Very good & Good	93	87.736%
Very poor & Poor	10	9.434%
Neither good nor poor & Do not know	3	2.830%



**Community Activity programme (SH) Summary**

Number of responses: 0

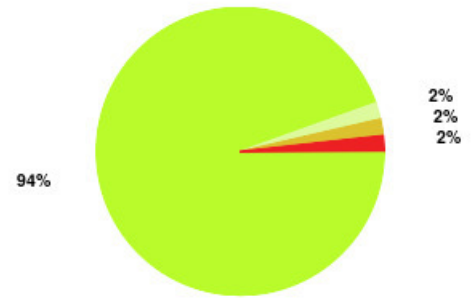
---

## Community Children's Nursing Services Summary

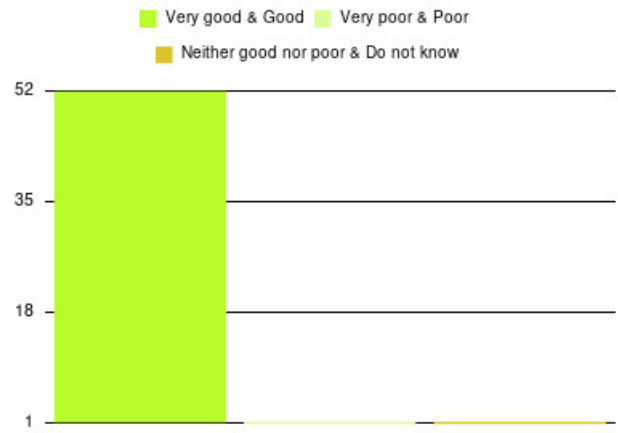
Number of responses: 54

Experience	Amount	Percentage
Very good	51	94.444%
Good	1	1.852%
Neither good nor poor	1	1.852%
Poor	0	0.000%
Very poor	1	1.852%
Do not know	0	0.000%

■ Very good   
 ■ Good   
 ■ Neither good nor poor   
 ■ Poor  
■ Very poor   
 ■ Do not know



Experience	Amount	Percentage
Very good & Good	52	96.296%
Very poor & Poor	1	1.852%
Neither good nor poor & Do not know	1	1.852%



**Community Food Team (SH) Summary**

Number of responses: 0

---

# Community Heart Failure Nursing Service ER Summary

Number of responses: 1

Experience	Amount	Percentage
Very good	1	100.000%
Good	0	0.000%
Neither good nor poor	0	0.000%
Poor	0	0.000%
Very poor	0	0.000%
Do not know	0	0.000%

Very good Good Neither good nor poor Poor  
Very poor Do not know



Experience	Amount	Percentage
Very good & Good	1	100.000%
Very poor & Poor	0	0.000%
Neither good nor poor & Do not know	0	0.000%



**Community Heart Failure Nursing Service Hull Summary**

Number of responses: 0

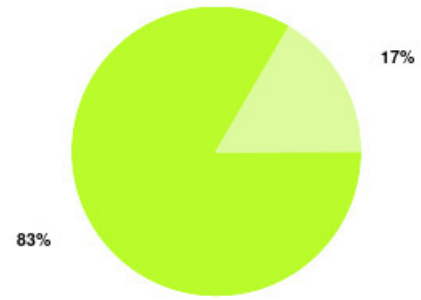
---

## Community Links Worker (Primary Care) Summary

Number of responses: 6

Experience	Amount	Percentage
Very good	5	83.333%
Good	1	16.667%
Neither good nor poor	0	0.000%
Poor	0	0.000%
Very poor	0	0.000%
Do not know	0	0.000%

Very good Good Neither good nor poor Poor  
Very poor Do not know



Experience	Amount	Percentage
Very good & Good	6	100.000%
Very poor & Poor	0	0.000%
Neither good nor poor & Do not know	0	0.000%

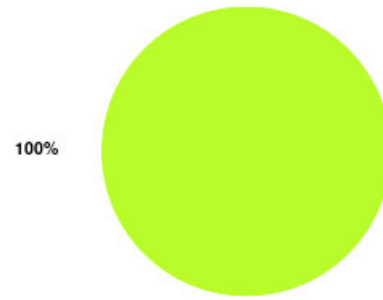


## Community Nursing (ER) Summary

Number of responses: 27

Experience	Amount	Percentage
Very good	27	100.000%
Good	0	0.000%
Neither good nor poor	0	0.000%
Poor	0	0.000%
Very poor	0	0.000%
Do not know	0	0.000%

Very good Good Neither good nor poor Poor  
Very poor Do not know



Experience	Amount	Percentage
Very good & Good	27	100.000%
Very poor & Poor	0	0.000%
Neither good nor poor & Do not know	0	0.000%

Very good & Good Very poor & Poor  
Neither good nor poor & Do not know





## Community Nursing (Hull) Summary

Number of responses: 1

Experience	Amount	Percentage
Very good	1	100.000%
Good	0	0.000%
Neither good nor poor	0	0.000%
Poor	0	0.000%
Very poor	0	0.000%
Do not know	0	0.000%

Very good Good Neither good nor poor Poor  
Very poor Do not know



Experience	Amount	Percentage
Very good & Good	1	100.000%
Very poor & Poor	0	0.000%
Neither good nor poor & Do not know	0	0.000%



**Community Nursing Cottingham Summary**

Number of responses: 0

---

**Community Nursing East (Hull) Summary**

Number of responses: 0

---

**Community Nursing Haltemprice Summary**

Number of responses: 0

---

**Community Nursing Hedon Summary**

Number of responses: 0

---

## Community Nursing Holderness Summary

Number of responses: 0

---

**Community Nursing Hornsea Summary**

Number of responses: 0

---

**Community Nursing Market Weighton Summary**

Number of responses: 0

---



**Community Nursing North (Hull) Summary**

Number of responses: 0

---

## Community Nursing West (Hull) Summary

Number of responses: 1

Experience	Amount	Percentage
Very good	1	100.000%
Good	0	0.000%
Neither good nor poor	0	0.000%
Poor	0	0.000%
Very poor	0	0.000%
Do not know	0	0.000%

Very good Good Neither good nor poor Poor  
Very poor Do not know



Experience	Amount	Percentage
Very good & Good	1	100.000%
Very poor & Poor	0	0.000%
Neither good nor poor & Do not know	0	0.000%



**Community Nursing Withernsea Summary**

Number of responses: 0

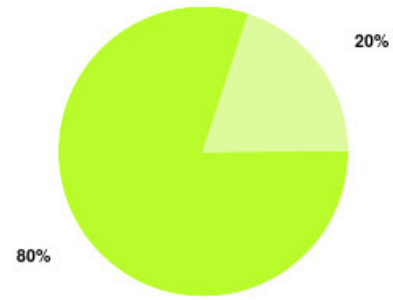
---

## Community Rehab - Physiotherapy & Occupational Therapy (Hull and ER) Summary

Number of responses: 10

Experience	Amount	Percentage
Very good	8	80.000%
Good	2	20.000%
Neither good nor poor	0	0.000%
Poor	0	0.000%
Very poor	0	0.000%
Do not know	0	0.000%

■ Very good
 ■ Good
 ■ Neither good nor poor
 ■ Poor
 ■ Very poor
 ■ Do not know



Experience	Amount	Percentage
Very good & Good	10	100.000%
Very poor & Poor	0	0.000%
Neither good nor poor & Do not know	0	0.000%



## Community Rehab - Physiotherapy & Occupational Therapy (Hull) Summary

Number of responses: 9

Experience	Amount	Percentage
Very good	9	100.000%
Good	0	0.000%
Neither good nor poor	0	0.000%
Poor	0	0.000%
Very poor	0	0.000%
Do not know	0	0.000%

Very good Good Neither good nor poor Poor  
Very poor Do not know



Experience	Amount	Percentage
Very good & Good	9	100.000%
Very poor & Poor	0	0.000%
Neither good nor poor & Do not know	0	0.000%

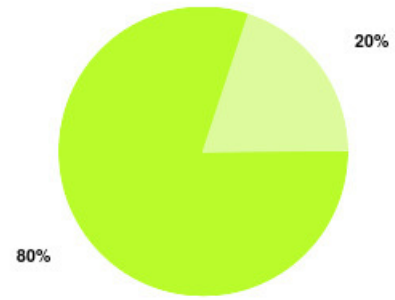


## Customer Services Summary

Number of responses: 5

Experience	Amount	Percentage
Very good	4	80.000%
Good	1	20.000%
Neither good nor poor	0	0.000%
Poor	0	0.000%
Very poor	0	0.000%
Do not know	0	0.000%

Very good Good Neither good nor poor Poor  
Very poor Do not know



Experience	Amount	Percentage
Very good & Good	5	100.000%
Very poor & Poor	0	0.000%
Neither good nor poor & Do not know	0	0.000%

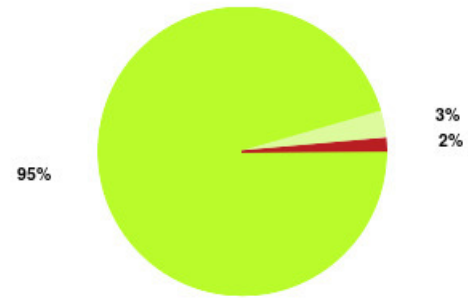


## Deep Vein Thrombosis Summary

Number of responses: 66

Experience	Amount	Percentage
Very good	63	95.455%
Good	2	3.030%
Neither good nor poor	0	0.000%
Poor	1	1.515%
Very poor	0	0.000%
Do not know	0	0.000%

■ Very good
 ■ Good
 ■ Neither good nor poor
 ■ Poor
 ■ Very poor
 ■ Do not know



Experience	Amount	Percentage
Very good & Good	65	98.485%
Very poor & Poor	1	1.515%
Neither good nor poor & Do not know	0	0.000%



**Dementia Service Summary**

Number of responses: 0

---



## Dental - Beverley PDS Summary

Number of responses: 13

Experience	Amount	Percentage
Very good	13	100.000%
Good	0	0.000%
Neither good nor poor	0	0.000%
Poor	0	0.000%
Very poor	0	0.000%
Do not know	0	0.000%

Very good Good Neither good nor poor Poor  
Very poor Do not know



Experience	Amount	Percentage
Very good & Good	13	100.000%
Very poor & Poor	0	0.000%
Neither good nor poor & Do not know	0	0.000%



## Dental - Bridlington CDS Summary

Number of responses: 17

Experience	Amount	Percentage
Very good	17	100.000%
Good	0	0.000%
Neither good nor poor	0	0.000%
Poor	0	0.000%
Very poor	0	0.000%
Do not know	0	0.000%

Very good Good Neither good nor poor Poor  
Very poor Do not know



Experience	Amount	Percentage
Very good & Good	17	100.000%
Very poor & Poor	0	0.000%
Neither good nor poor & Do not know	0	0.000%

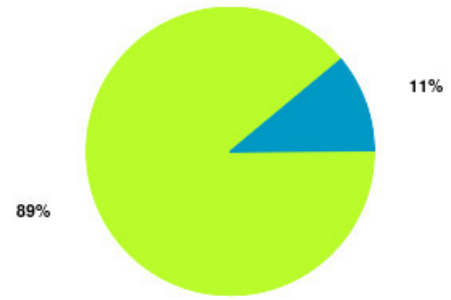


## Dental - Driffield PDS Summary

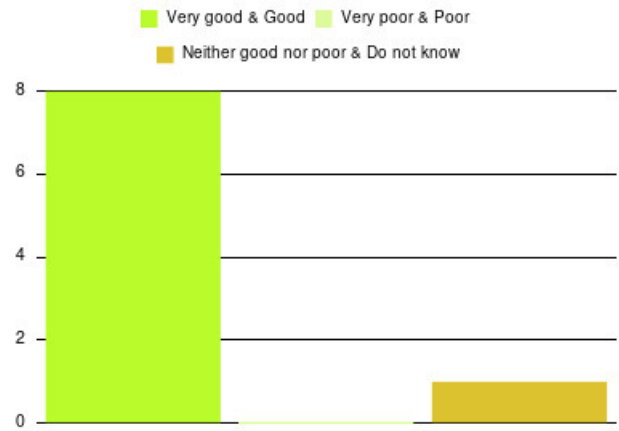
Number of responses: 9

Experience	Amount	Percentage
Very good	8	88.889%
Good	0	0.000%
Neither good nor poor	0	0.000%
Poor	0	0.000%
Very poor	0	0.000%
Do not know	1	11.111%

Very good Good Neither good nor poor Poor  
Very poor Do not know



Experience	Amount	Percentage
Very good & Good	8	88.889%
Very poor & Poor	0	0.000%
Neither good nor poor & Do not know	1	11.111%

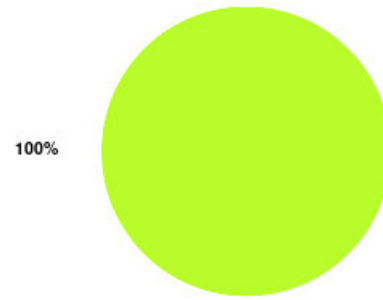


## Dental - Goole CDS Summary

Number of responses: 6

Experience	Amount	Percentage
Very good	6	100.000%
Good	0	0.000%
Neither good nor poor	0	0.000%
Poor	0	0.000%
Very poor	0	0.000%
Do not know	0	0.000%

Very good Good Neither good nor poor Poor  
Very poor Do not know



Experience	Amount	Percentage
Very good & Good	6	100.000%
Very poor & Poor	0	0.000%
Neither good nor poor & Do not know	0	0.000%

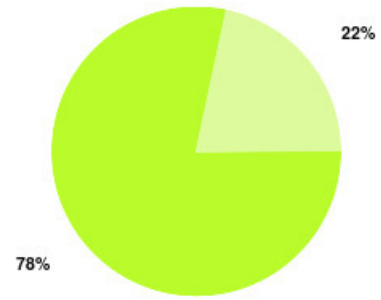


## Dental - Goole PDS Summary

Number of responses: 23

Experience	Amount	Percentage
Very good	18	78.261%
Good	5	21.739%
Neither good nor poor	0	0.000%
Poor	0	0.000%
Very poor	0	0.000%
Do not know	0	0.000%

Very good Good Neither good nor poor Poor  
Very poor Do not know



Experience	Amount	Percentage
Very good & Good	23	100.000%
Very poor & Poor	0	0.000%
Neither good nor poor & Do not know	0	0.000%

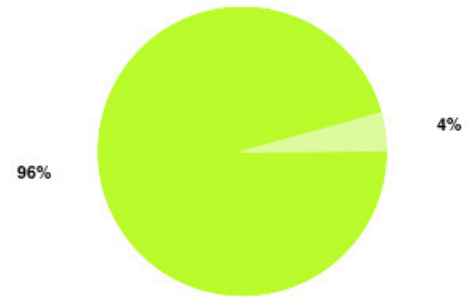


## Dental - Highlands CDS Summary

Number of responses: 23

Experience	Amount	Percentage
Very good	22	95.652%
Good	1	4.348%
Neither good nor poor	0	0.000%
Poor	0	0.000%
Very poor	0	0.000%
Do not know	0	0.000%

■ Very good
 ■ Good
 ■ Neither good nor poor
 ■ Poor
 ■ Very poor
 ■ Do not know



Experience	Amount	Percentage
Very good & Good	23	100.000%
Very poor & Poor	0	0.000%
Neither good nor poor & Do not know	0	0.000%

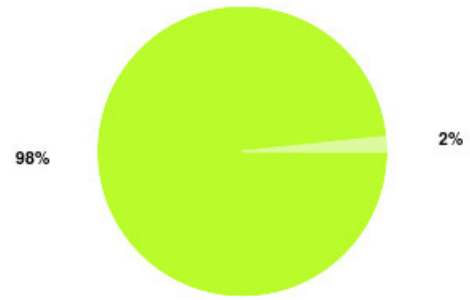


## Dental - Jameson Street PDS Summary

Number of responses: 116

Experience	Amount	Percentage
Very good	114	98.276%
Good	2	1.724%
Neither good nor poor	0	0.000%
Poor	0	0.000%
Very poor	0	0.000%
Do not know	0	0.000%

Very good Good Neither good nor poor Poor  
Very poor Do not know



Experience	Amount	Percentage
Very good & Good	116	100.000%
Very poor & Poor	0	0.000%
Neither good nor poor & Do not know	0	0.000%

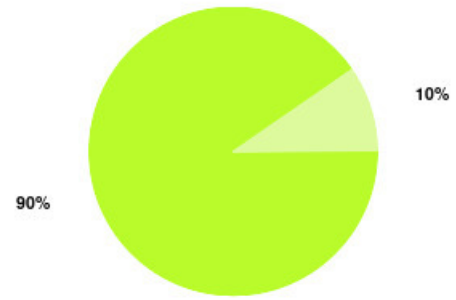


## Dental - Orchard Park CDS Summary

Number of responses: 31

Experience	Amount	Percentage
Very good	28	90.323%
Good	3	9.677%
Neither good nor poor	0	0.000%
Poor	0	0.000%
Very poor	0	0.000%
Do not know	0	0.000%

■ Very good
 ■ Good
 ■ Neither good nor poor
 ■ Poor
 ■ Very poor
 ■ Do not know



Experience	Amount	Percentage
Very good & Good	31	100.000%
Very poor & Poor	0	0.000%
Neither good nor poor & Do not know	0	0.000%



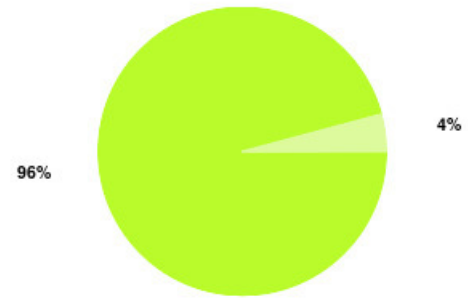


## Dental - Withernsea PDS Summary

Number of responses: 47

Experience	Amount	Percentage
Very good	45	95.745%
Good	2	4.255%
Neither good nor poor	0	0.000%
Poor	0	0.000%
Very poor	0	0.000%
Do not know	0	0.000%

■ Very good
 ■ Good
 ■ Neither good nor poor
 ■ Poor
 ■ Very poor
 ■ Do not know



Experience	Amount	Percentage
Very good & Good	47	100.000%
Very poor & Poor	0	0.000%
Neither good nor poor & Do not know	0	0.000%

■ Very good & Good
 ■ Very poor & Poor
 ■ Neither good nor poor & Do not know



## Diabetes Podiatry Summary

Number of responses: 0

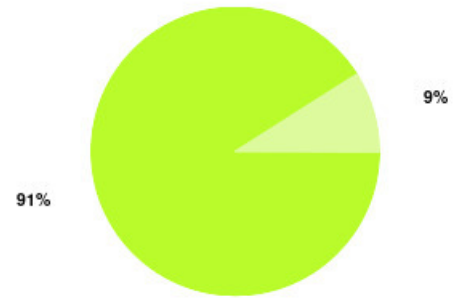
---

## Diabetes Service (East Riding) Summary

Number of responses: 11

Experience	Amount	Percentage
Very good	10	90.909%
Good	1	9.091%
Neither good nor poor	0	0.000%
Poor	0	0.000%
Very poor	0	0.000%
Do not know	0	0.000%

■ Very good
 ■ Good
 ■ Neither good nor poor
 ■ Poor
 ■ Very poor
 ■ Do not know



Experience	Amount	Percentage
Very good & Good	11	100.000%
Very poor & Poor	0	0.000%
Neither good nor poor & Do not know	0	0.000%

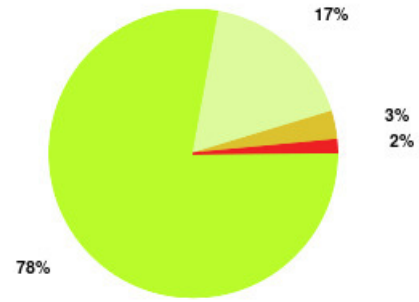


## Dietetics (Hull and East Riding) Summary

Number of responses: 63

Experience	Amount	Percentage
Very good	49	77.778%
Good	11	17.460%
Neither good nor poor	2	3.175%
Poor	0	0.000%
Very poor	1	1.587%
Do not know	0	0.000%

■ Very good
 ■ Good
 ■ Neither good nor poor
 ■ Poor
 ■ Very poor
 ■ Do not know



Experience	Amount	Percentage
Very good & Good	60	95.238%
Very poor & Poor	1	1.587%
Neither good nor poor & Do not know	2	3.175%

■ Very good & Good
 ■ Very poor & Poor
 ■ Neither good nor poor & Do not know



## Dietetics (Hull) Summary

Number of responses: 1

Experience	Amount	Percentage
Very good	1	100.000%
Good	0	0.000%
Neither good nor poor	0	0.000%
Poor	0	0.000%
Very poor	0	0.000%
Do not know	0	0.000%

Very good Good Neither good nor poor Poor  
Very poor Do not know



Experience	Amount	Percentage
Very good & Good	1	100.000%
Very poor & Poor	0	0.000%
Neither good nor poor & Do not know	0	0.000%



**Digital Prescriber Summary**

Number of responses: 0

---

## Digital support worker - Primary Care Summary

Number of responses: 1

Experience	Amount	Percentage
Very good	1	100.000%
Good	0	0.000%
Neither good nor poor	0	0.000%
Poor	0	0.000%
Very poor	0	0.000%
Do not know	0	0.000%

Very good Good Neither good nor poor Poor  
Very poor Do not know



Experience	Amount	Percentage
Very good & Good	1	100.000%
Very poor & Poor	0	0.000%
Neither good nor poor & Do not know	0	0.000%

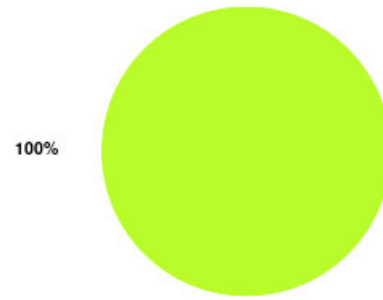


## East Riding Fracture Liaison Service Summary

Number of responses: 1

Experience	Amount	Percentage
Very good	1	100.000%
Good	0	0.000%
Neither good nor poor	0	0.000%
Poor	0	0.000%
Very poor	0	0.000%
Do not know	0	0.000%

Very good Good Neither good nor poor Poor  
Very poor Do not know



Experience	Amount	Percentage
Very good & Good	1	100.000%
Very poor & Poor	0	0.000%
Neither good nor poor & Do not know	0	0.000%





## East Riding Frailty Team Summary

Number of responses: 1

Experience	Amount	Percentage
Very good	1	100.000%
Good	0	0.000%
Neither good nor poor	0	0.000%
Poor	0	0.000%
Very poor	0	0.000%
Do not know	0	0.000%

Very good Good Neither good nor poor Poor  
Very poor Do not know



Experience	Amount	Percentage
Very good & Good	1	100.000%
Very poor & Poor	0	0.000%
Neither good nor poor & Do not know	0	0.000%

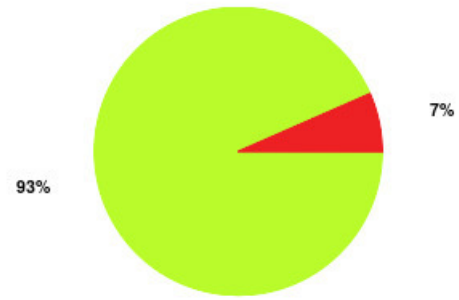


## Eating Disorders Summary

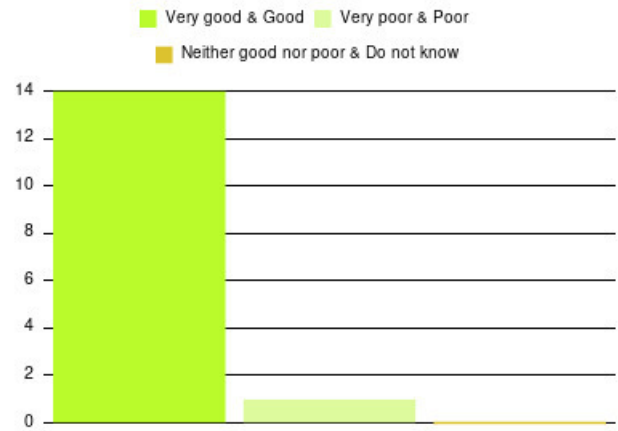
Number of responses: 15

Experience	Amount	Percentage
Very good	14	93.333%
Good	0	0.000%
Neither good nor poor	0	0.000%
Poor	0	0.000%
Very poor	1	6.667%
Do not know	0	0.000%

Very good Good Neither good nor poor Poor  
Very poor Do not know



Experience	Amount	Percentage
Very good & Good	14	93.333%
Very poor & Poor	1	6.667%
Neither good nor poor & Do not know	0	0.000%



**EMPOWER Summary**

Number of responses: 0

---

# Exploring Opportunities Summary

Number of responses: 0

---

**Falls Team (East Riding) Summary**

Number of responses: 0

---

## Falls Team (Hull and East Riding) Summary

Number of responses: 16

Experience	Amount	Percentage
Very good	16	100.000%
Good	0	0.000%
Neither good nor poor	0	0.000%
Poor	0	0.000%
Very poor	0	0.000%
Do not know	0	0.000%

Very good Good Neither good nor poor Poor  
Very poor Do not know



Experience	Amount	Percentage
Very good & Good	16	100.000%
Very poor & Poor	0	0.000%
Neither good nor poor & Do not know	0	0.000%

Very good & Good Very poor & Poor  
Neither good nor poor & Do not know



**Fit4All Team (SH) Summary**

Number of responses: 0

---

## Gastroenterology Summary

Number of responses: 0

---

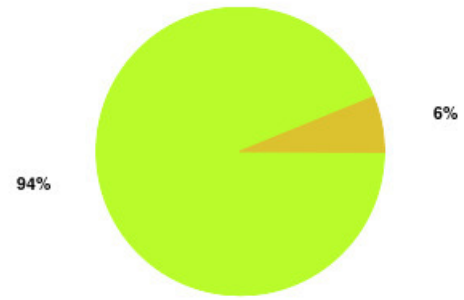


## Goole UTC Summary

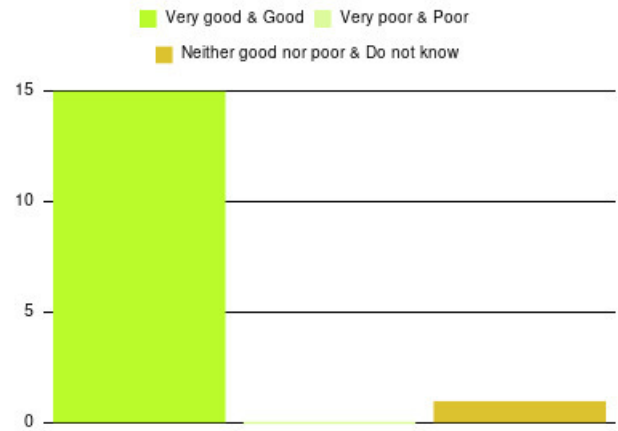
Number of responses: 16

Experience	Amount	Percentage
Very good	15	93.750%
Good	0	0.000%
Neither good nor poor	1	6.250%
Poor	0	0.000%
Very poor	0	0.000%
Do not know	0	0.000%

Very good Good Neither good nor poor Poor  
Very poor Do not know



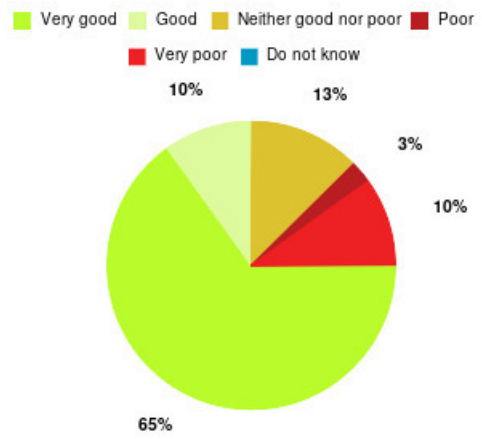
Experience	Amount	Percentage
Very good & Good	15	93.750%
Very poor & Poor	0	0.000%
Neither good nor poor & Do not know	1	6.250%



## GP - East Park Surgery Summary

Number of responses: 40

Experience	Amount	Percentage
Very good	26	65.000%
Good	4	10.000%
Neither good nor poor	5	12.500%
Poor	1	2.500%
Very poor	4	10.000%
Do not know	0	0.000%



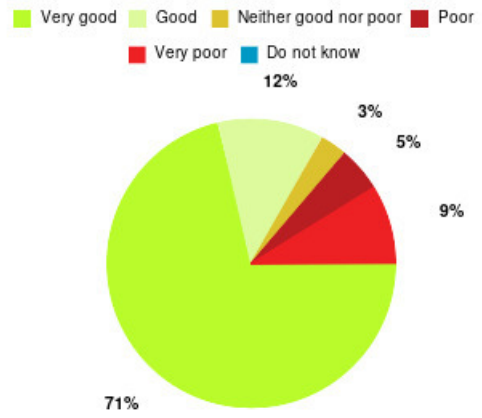
Experience	Amount	Percentage
Very good & Good	30	75.000%
Very poor & Poor	5	12.500%
Neither good nor poor & Do not know	5	12.500%



## GP – Riverside Practice Summary

Number of responses: 101

Experience	Amount	Percentage
Very good	72	71.287%
Good	12	11.881%
Neither good nor poor	3	2.970%
Poor	5	4.950%
Very poor	9	8.911%
Do not know	0	0.000%



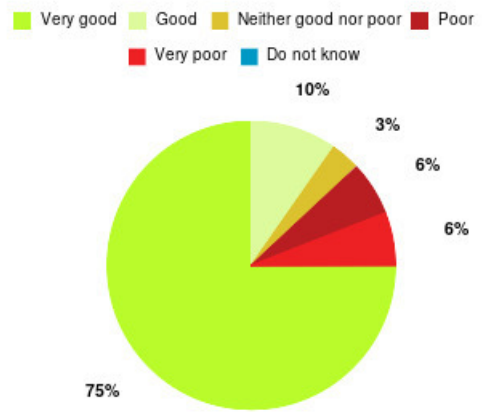
Experience	Amount	Percentage
Very good & Good	84	83.168%
Very poor & Poor	14	13.861%
Neither good nor poor & Do not know	3	2.970%



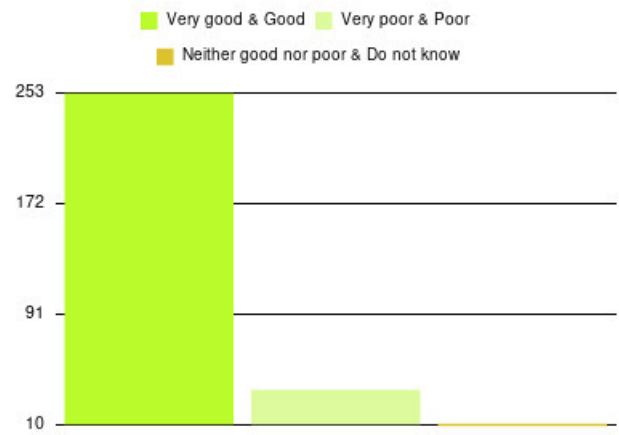
## GP – The Quays Summary

Number of responses: 299

Experience	Amount	Percentage
Very good	224	74.916%
Good	29	9.699%
Neither good nor poor	10	3.344%
Poor	18	6.020%
Very poor	18	6.020%
Do not know	0	0.000%



Experience	Amount	Percentage
Very good & Good	253	84.615%
Very poor & Poor	36	12.040%
Neither good nor poor & Do not know	10	3.344%

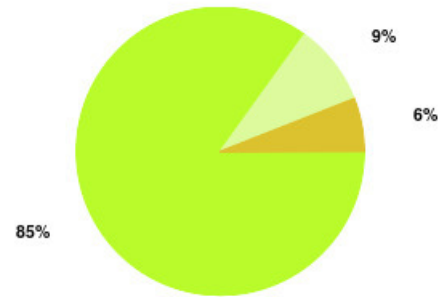


## Health & Lifestyle Practitioners (Primary Care) Hull Summary

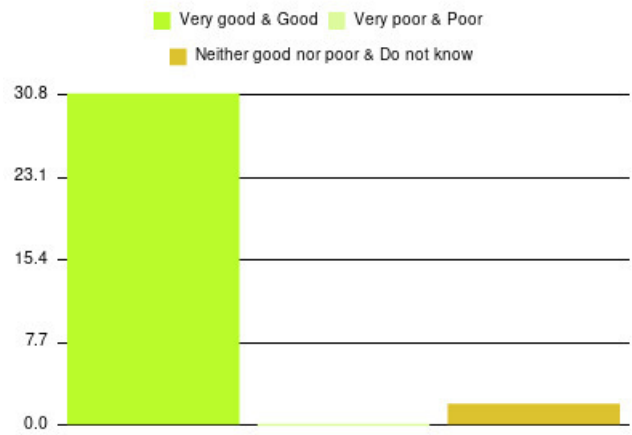
Number of responses: 33

Experience	Amount	Percentage
Very good	28	84.848%
Good	3	9.091%
Neither good nor poor	2	6.061%
Poor	0	0.000%
Very poor	0	0.000%
Do not know	0	0.000%

■ Very good
 ■ Good
 ■ Neither good nor poor
 ■ Poor
 ■ Very poor
 ■ Do not know



Experience	Amount	Percentage
Very good & Good	31	93.939%
Very poor & Poor	0	0.000%
Neither good nor poor & Do not know	2	6.061%



**Health Checks (SH) Summary**

Number of responses: 0

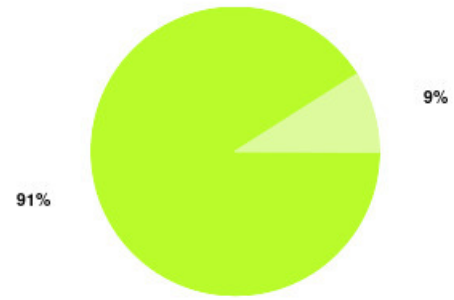
---

## Health Trainers (inc Social Prescribing) SH Summary

Number of responses: 11

Experience	Amount	Percentage
Very good	10	90.909%
Good	1	9.091%
Neither good nor poor	0	0.000%
Poor	0	0.000%
Very poor	0	0.000%
Do not know	0	0.000%

■ Very good
 ■ Good
 ■ Neither good nor poor
 ■ Poor
 ■ Very poor
 ■ Do not know



Experience	Amount	Percentage
Very good & Good	11	100.000%
Very poor & Poor	0	0.000%
Neither good nor poor & Do not know	0	0.000%



**Healthy St Helens Summary**

Number of responses: 0

---



**Holderness ICC Summary**

Number of responses: 0

---

## Home Oxygen Service (East Riding) Summary

Number of responses: 7

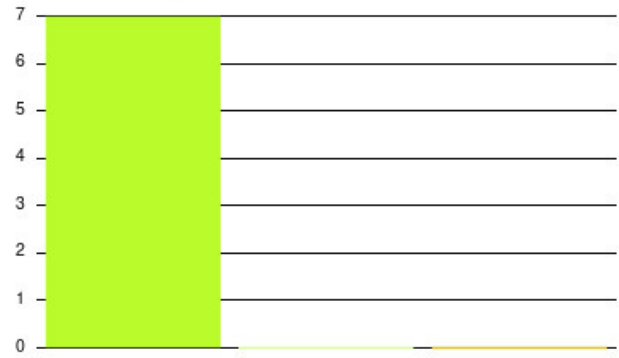
Experience	Amount	Percentage
Very good	7	100.000%
Good	0	0.000%
Neither good nor poor	0	0.000%
Poor	0	0.000%
Very poor	0	0.000%
Do not know	0	0.000%

Very good Good Neither good nor poor Poor  
Very poor Do not know



Experience	Amount	Percentage
Very good & Good	7	100.000%
Very poor & Poor	0	0.000%
Neither good nor poor & Do not know	0	0.000%

Very good & Good Very poor & Poor  
Neither good nor poor & Do not know



## Home Oxygen Service (Hull) Summary

Number of responses: 2

Experience	Amount	Percentage
Very good	2	100.000%
Good	0	0.000%
Neither good nor poor	0	0.000%
Poor	0	0.000%
Very poor	0	0.000%
Do not know	0	0.000%

Very good Good Neither good nor poor Poor  
Very poor Do not know



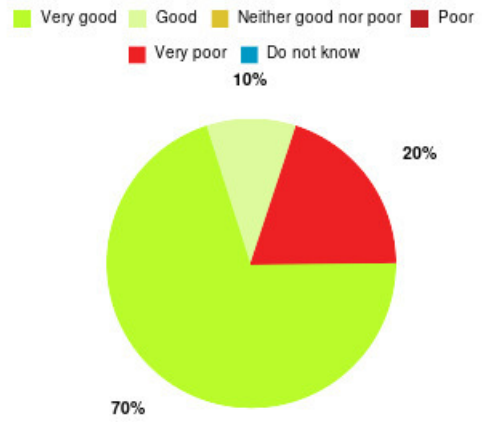
Experience	Amount	Percentage
Very good & Good	2	100.000%
Very poor & Poor	0	0.000%
Neither good nor poor & Do not know	0	0.000%



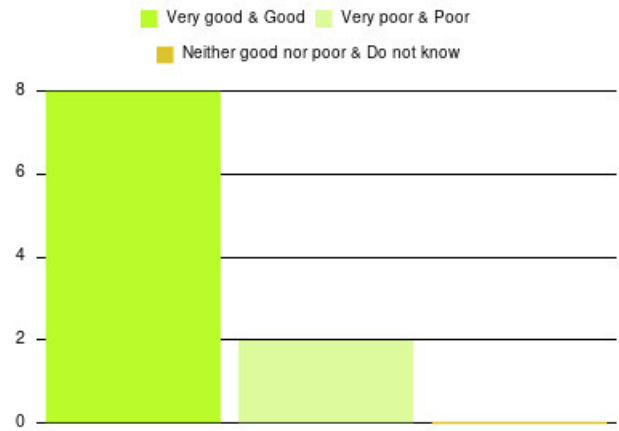
## HRI UTC Summary

Number of responses: 10

Experience	Amount	Percentage
Very good	7	70.000%
Good	1	10.000%
Neither good nor poor	0	0.000%
Poor	0	0.000%
Very poor	2	20.000%
Do not know	0	0.000%



Experience	Amount	Percentage
Very good & Good	8	80.000%
Very poor & Poor	2	20.000%
Neither good nor poor & Do not know	0	0.000%



**Hull and East Riding Accelerated Lower Limb (HEAL) Pathway Summary**

Number of responses: 0

---

**Hull and ER Fracture Liaison Service Summary**

Number of responses: 0

---

# Hull Complex Wounds Summary

Number of responses: 0

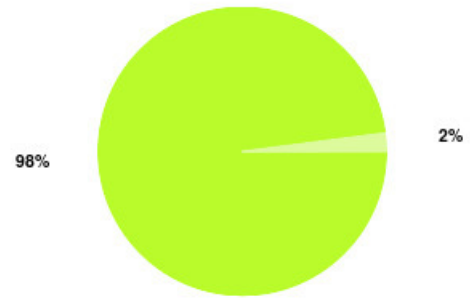
---

## Hull First Falls Summary

Number of responses: 47

Experience	Amount	Percentage
Very good	46	97.872%
Good	1	2.128%
Neither good nor poor	0	0.000%
Poor	0	0.000%
Very poor	0	0.000%
Do not know	0	0.000%

Very good Good Neither good nor poor Poor  
Very poor Do not know



Experience	Amount	Percentage
Very good & Good	47	100.000%
Very poor & Poor	0	0.000%
Neither good nor poor & Do not know	0	0.000%

Very good & Good Very poor & Poor  
Neither good nor poor & Do not know





## Infant Feeding Service (SH) Summary

Number of responses: 26

Experience	Amount	Percentage
Very good	26	100.000%
Good	0	0.000%
Neither good nor poor	0	0.000%
Poor	0	0.000%
Very poor	0	0.000%
Do not know	0	0.000%

Very good Good Neither good nor poor Poor  
Very poor Do not know



Experience	Amount	Percentage
Very good & Good	26	100.000%
Very poor & Poor	0	0.000%
Neither good nor poor & Do not know	0	0.000%



## Intermediate Care - Hull & ER Community Team Summary

Number of responses: 2

Experience	Amount	Percentage
Very good	2	100.000%
Good	0	0.000%
Neither good nor poor	0	0.000%
Poor	0	0.000%
Very poor	0	0.000%
Do not know	0	0.000%

Very good Good Neither good nor poor Poor  
Very poor Do not know



Experience	Amount	Percentage
Very good & Good	2	100.000%
Very poor & Poor	0	0.000%
Neither good nor poor & Do not know	0	0.000%

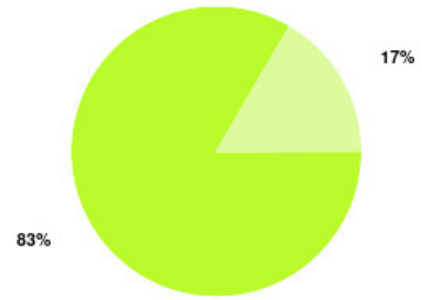


## Intermediate Care bedded unit - ERCH Summary

Number of responses: 6

Experience	Amount	Percentage
Very good	5	83.333%
Good	1	16.667%
Neither good nor poor	0	0.000%
Poor	0	0.000%
Very poor	0	0.000%
Do not know	0	0.000%

Very good Good Neither good nor poor Poor  
Very poor Do not know



Experience	Amount	Percentage
Very good & Good	6	100.000%
Very poor & Poor	0	0.000%
Neither good nor poor & Do not know	0	0.000%

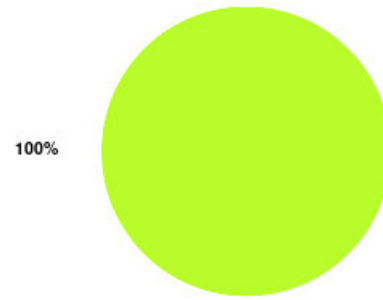


## Intermediate Care bedded unit - Highfield Summary

Number of responses: 1

Experience	Amount	Percentage
Very good	1	100.000%
Good	0	0.000%
Neither good nor poor	0	0.000%
Poor	0	0.000%
Very poor	0	0.000%
Do not know	0	0.000%

Very good Good Neither good nor poor Poor  
Very poor Do not know



Experience	Amount	Percentage
Very good & Good	1	100.000%
Very poor & Poor	0	0.000%
Neither good nor poor & Do not know	0	0.000%

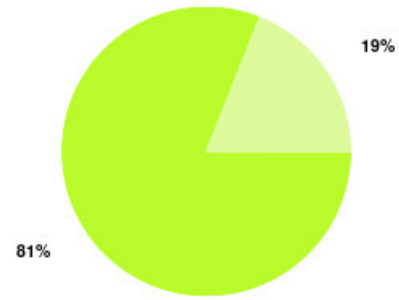


## Intermediate Care bedded unit - Holyname Summary

Number of responses: 21

Experience	Amount	Percentage
Very good	17	80.952%
Good	4	19.048%
Neither good nor poor	0	0.000%
Poor	0	0.000%
Very poor	0	0.000%
Do not know	0	0.000%

Very good Good Neither good nor poor Poor  
Very poor Do not know



Experience	Amount	Percentage
Very good & Good	21	100.000%
Very poor & Poor	0	0.000%
Neither good nor poor & Do not know	0	0.000%

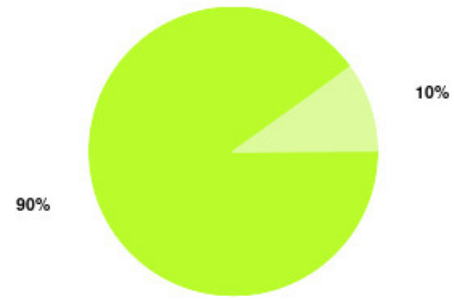


## Intermediate Care bedded unit - Rossmore Summary

Number of responses: 20

Experience	Amount	Percentage
Very good	18	90.000%
Good	2	10.000%
Neither good nor poor	0	0.000%
Poor	0	0.000%
Very poor	0	0.000%
Do not know	0	0.000%

■ Very good
 ■ Good
 ■ Neither good nor poor
 ■ Poor
 ■ Very poor
 ■ Do not know



Experience	Amount	Percentage
Very good & Good	20	100.000%
Very poor & Poor	0	0.000%
Neither good nor poor & Do not know	0	0.000%

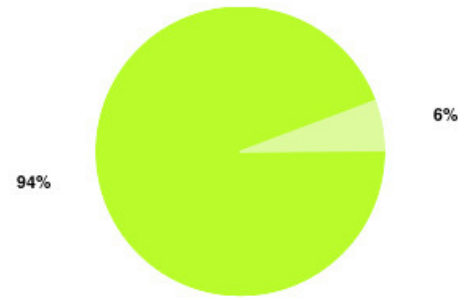


## Jean Bishop ICC Summary

Number of responses: 69

Experience	Amount	Percentage
Very good	65	94.203%
Good	4	5.797%
Neither good nor poor	0	0.000%
Poor	0	0.000%
Very poor	0	0.000%
Do not know	0	0.000%

Very good Good Neither good nor poor Poor  
Very poor Do not know



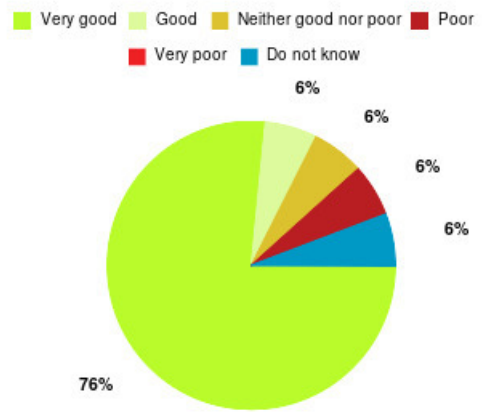
Experience	Amount	Percentage
Very good & Good	69	100.000%
Very poor & Poor	0	0.000%
Neither good nor poor & Do not know	0	0.000%



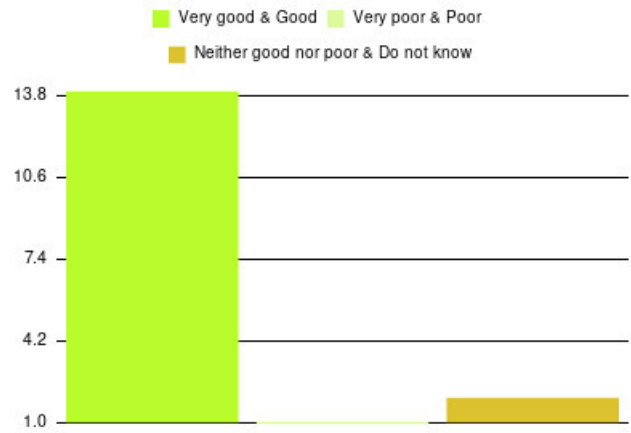
## Let's Talk (Hull) Summary

Number of responses: 17

Experience	Amount	Percentage
Very good	13	76.471%
Good	1	5.882%
Neither good nor poor	1	5.882%
Poor	1	5.882%
Very poor	0	0.000%
Do not know	1	5.882%



Experience	Amount	Percentage
Very good & Good	14	82.353%
Very poor & Poor	1	5.882%
Neither good nor poor & Do not know	2	11.765%





**Let's Talk - Cruse Summary**

Number of responses: 0

---

## Let's Talk - Employment Advisors Summary

Number of responses: 8

Experience	Amount	Percentage
Very good	8	100.000%
Good	0	0.000%
Neither good nor poor	0	0.000%
Poor	0	0.000%
Very poor	0	0.000%
Do not know	0	0.000%

Very good Good Neither good nor poor Poor  
Very poor Do not know



Experience	Amount	Percentage
Very good & Good	8	100.000%
Very poor & Poor	0	0.000%
Neither good nor poor & Do not know	0	0.000%

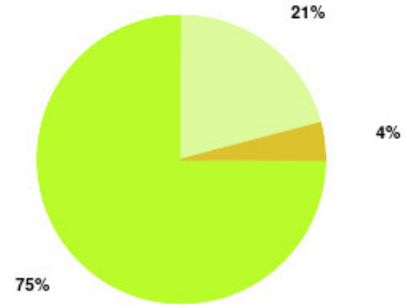


## Let's Talk - Focus Counselling Summary

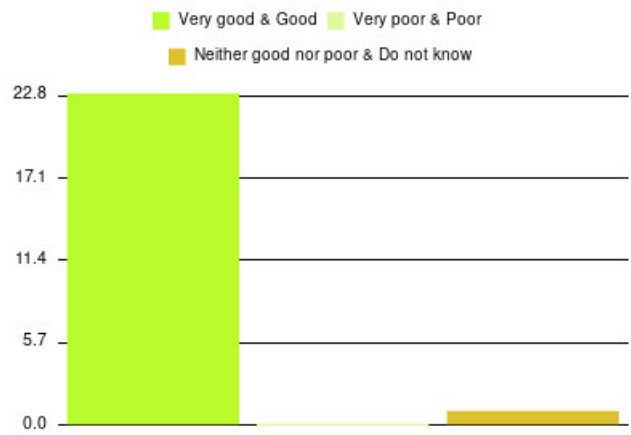
Number of responses: 24

Experience	Amount	Percentage
Very good	18	75.000%
Good	5	20.833%
Neither good nor poor	1	4.167%
Poor	0	0.000%
Very poor	0	0.000%
Do not know	0	0.000%

Very good Good Neither good nor poor Poor  
Very poor Do not know



Experience	Amount	Percentage
Very good & Good	23	95.833%
Very poor & Poor	0	0.000%
Neither good nor poor & Do not know	1	4.167%

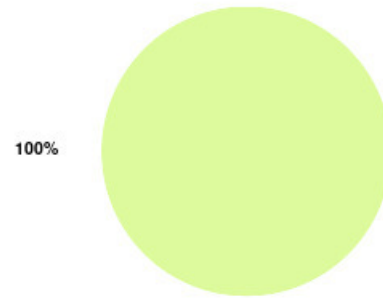


## Let's Talk - Good Day Therapy Summary

Number of responses: 2

Experience	Amount	Percentage
Very good	0	0.000%
Good	2	100.000%
Neither good nor poor	0	0.000%
Poor	0	0.000%
Very poor	0	0.000%
Do not know	0	0.000%

Very good Good Neither good nor poor Poor  
Very poor Do not know



Experience	Amount	Percentage
Very good & Good	2	100.000%
Very poor & Poor	0	0.000%
Neither good nor poor & Do not know	0	0.000%



**Let's Talk - HEY Mind Summary**

Number of responses: 0

---

## Let's Talk - House of Light Summary

Number of responses: 11

Experience	Amount	Percentage
Very good	11	100.000%
Good	0	0.000%
Neither good nor poor	0	0.000%
Poor	0	0.000%
Very poor	0	0.000%
Do not know	0	0.000%

Very good Good Neither good nor poor Poor  
Very poor Do not know



Experience	Amount	Percentage
Very good & Good	11	100.000%
Very poor & Poor	0	0.000%
Neither good nor poor & Do not know	0	0.000%



**Let's Talk - Joan Pickard Ltd Summary**

Number of responses: 0

---

**Let's Talk - Relate Summary**

Number of responses: 0

---



**Let's Talk - S2BH Summary**

Number of responses: 0

---

## Let's Talk - Temenos Summary

Number of responses: 1

Experience	Amount	Percentage
Very good	1	100.000%
Good	0	0.000%
Neither good nor poor	0	0.000%
Poor	0	0.000%
Very poor	0	0.000%
Do not know	0	0.000%

Very good Good Neither good nor poor Poor  
Very poor Do not know



Experience	Amount	Percentage
Very good & Good	1	100.000%
Very poor & Poor	0	0.000%
Neither good nor poor & Do not know	0	0.000%



## Lifestyle Referral (SH) Summary

Number of responses: 5

Experience	Amount	Percentage
Very good	5	100.000%
Good	0	0.000%
Neither good nor poor	0	0.000%
Poor	0	0.000%
Very poor	0	0.000%
Do not know	0	0.000%

Very good Good Neither good nor poor Poor  
Very poor Do not know



Experience	Amount	Percentage
Very good & Good	5	100.000%
Very poor & Poor	0	0.000%
Neither good nor poor & Do not know	0	0.000%

Very good & Good Very poor & Poor  
Neither good nor poor & Do not know

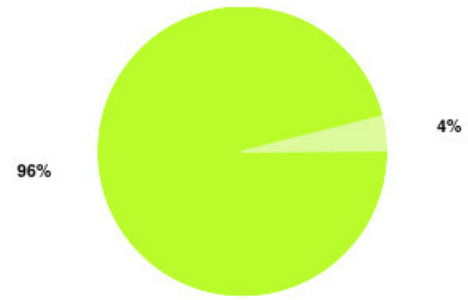


# Liverpool Stop Smoking Service Summary

Number of responses: 25

Experience	Amount	Percentage
Very good	24	96.000%
Good	1	4.000%
Neither good nor poor	0	0.000%
Poor	0	0.000%
Very poor	0	0.000%
Do not know	0	0.000%

Very good Good Neither good nor poor Poor  
Very poor Do not know



Experience	Amount	Percentage
Very good & Good	25	100.000%
Very poor & Poor	0	0.000%
Neither good nor poor & Do not know	0	0.000%

Very good & Good Very poor & Poor  
Neither good nor poor & Do not know



**Local Outbreak Team Summary**

Number of responses: 0

---

**Looked After Children Summary**

Number of responses: 0

---

## Lymphoedema Summary

Number of responses: 8

Experience	Amount	Percentage
Very good	8	100.000%
Good	0	0.000%
Neither good nor poor	0	0.000%
Poor	0	0.000%
Very poor	0	0.000%
Do not know	0	0.000%

Very good Good Neither good nor poor Poor  
Very poor Do not know



Experience	Amount	Percentage
Very good & Good	8	100.000%
Very poor & Poor	0	0.000%
Neither good nor poor & Do not know	0	0.000%

Very good & Good Very poor & Poor  
Neither good nor poor & Do not know



**Lymphoedema (East Riding) Summary**

Number of responses: 0

---

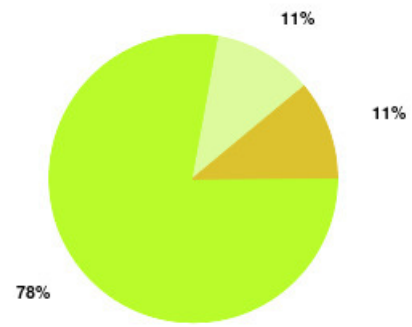


## ME/CFS Summary

Number of responses: 9

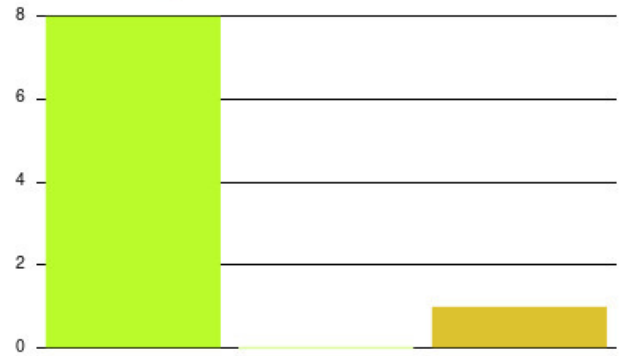
Experience	Amount	Percentage
Very good	7	77.778%
Good	1	11.111%
Neither good nor poor	1	11.111%
Poor	0	0.000%
Very poor	0	0.000%
Do not know	0	0.000%

Very good Good Neither good nor poor Poor  
Very poor Do not know



Experience	Amount	Percentage
Very good & Good	8	88.889%
Very poor & Poor	0	0.000%
Neither good nor poor & Do not know	1	11.111%

Very good & Good Very poor & Poor  
Neither good nor poor & Do not know



**Medicines Management - Care Home Service Summary**

Number of responses: 0

---

**Mental Health Team (SH) Summary**

Number of responses: 0

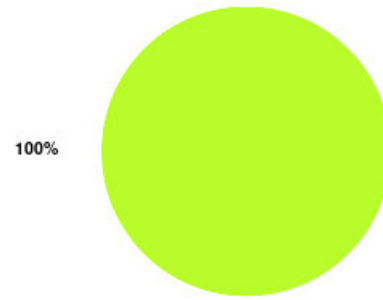
---

## MSK Physiotherapy Summary

Number of responses: 2

Experience	Amount	Percentage
Very good	2	100.000%
Good	0	0.000%
Neither good nor poor	0	0.000%
Poor	0	0.000%
Very poor	0	0.000%
Do not know	0	0.000%

Very good Good Neither good nor poor Poor  
Very poor Do not know



Experience	Amount	Percentage
Very good & Good	2	100.000%
Very poor & Poor	0	0.000%
Neither good nor poor & Do not know	0	0.000%

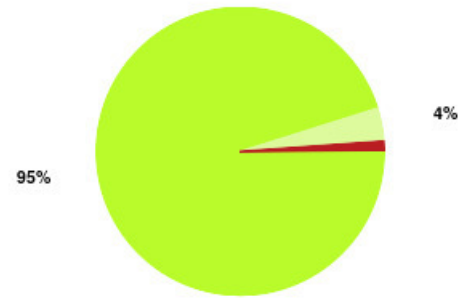


## MSK Physiotherapy - Alfred Bean Hospital Summary

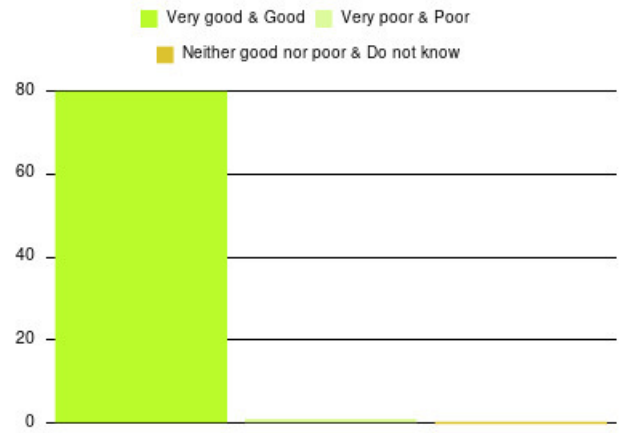
Number of responses: 81

Experience	Amount	Percentage
Very good	77	95.062%
Good	3	3.704%
Neither good nor poor	0	0.000%
Poor	1	1.235%
Very poor	0	0.000%
Do not know	0	0.000%

■ Very good 
 ■ Good 
 ■ Neither good nor poor 
 ■ Poor 
 ■ Very poor 
 ■ Do not know



Experience	Amount	Percentage
Very good & Good	80	98.765%
Very poor & Poor	1	1.235%
Neither good nor poor & Do not know	0	0.000%

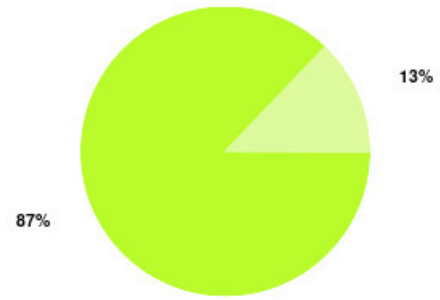


# MSK Physiotherapy - Bridlington Hospital Summary

Number of responses: 54

Experience	Amount	Percentage
Very good	47	87.037%
Good	7	12.963%
Neither good nor poor	0	0.000%
Poor	0	0.000%
Very poor	0	0.000%
Do not know	0	0.000%

Very good Good Neither good nor poor Poor  
Very poor Do not know



Experience	Amount	Percentage
Very good & Good	54	100.000%
Very poor & Poor	0	0.000%
Neither good nor poor & Do not know	0	0.000%

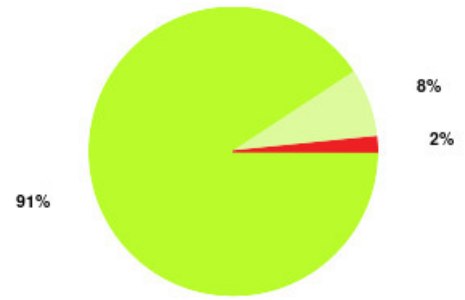


# MSK Physiotherapy - East Riding Community Hospital Summary

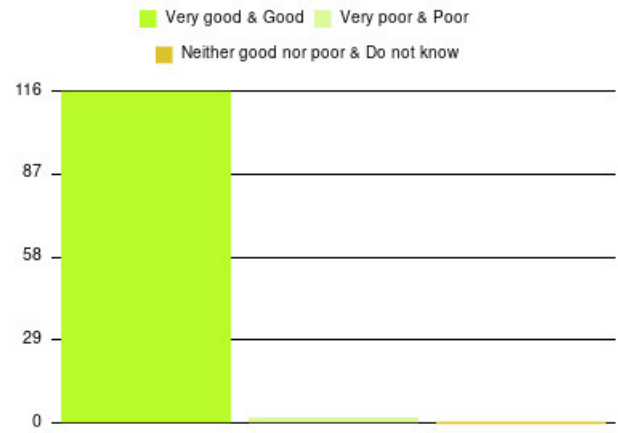
Number of responses: 118

Experience	Amount	Percentage
Very good	107	90.678%
Good	9	7.627%
Neither good nor poor	0	0.000%
Poor	0	0.000%
Very poor	2	1.695%
Do not know	0	0.000%

■ Very good 
 ■ Good 
 ■ Neither good nor poor 
 ■ Poor 
 ■ Very poor 
 ■ Do not know



Experience	Amount	Percentage
Very good & Good	116	98.305%
Very poor & Poor	2	1.695%
Neither good nor poor & Do not know	0	0.000%

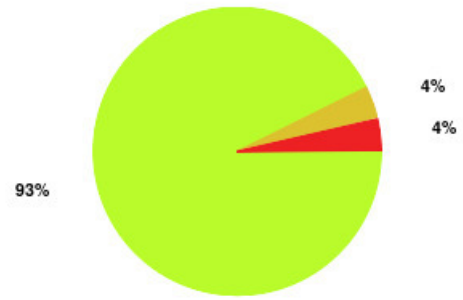


## MSK Physiotherapy - Goole & District Hospital Summary

Number of responses: 27

Experience	Amount	Percentage
Very good	25	92.593%
Good	0	0.000%
Neither good nor poor	1	3.704%
Poor	0	0.000%
Very poor	1	3.704%
Do not know	0	0.000%

■ Very good
 ■ Good
 ■ Neither good nor poor
 ■ Poor
 ■ Very poor
 ■ Do not know



Experience	Amount	Percentage
Very good & Good	25	92.593%
Very poor & Poor	1	3.704%
Neither good nor poor & Do not know	1	3.704%



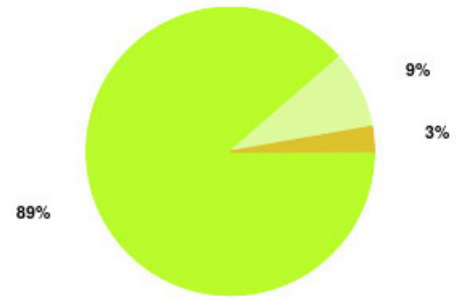


## MSK Physiotherapy - Hesse Health Centre Summary

Number of responses: 70

Experience	Amount	Percentage
Very good	62	88.571%
Good	6	8.571%
Neither good nor poor	2	2.857%
Poor	0	0.000%
Very poor	0	0.000%
Do not know	0	0.000%

■ Very good
 ■ Good
 ■ Neither good nor poor
 ■ Poor
 ■ Very poor
 ■ Do not know



Experience	Amount	Percentage
Very good & Good	68	97.143%
Very poor & Poor	0	0.000%
Neither good nor poor & Do not know	2	2.857%

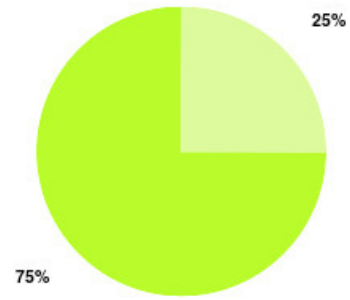


# MSK Physiotherapy - Hornsea Cottage Hospital Summary

Number of responses: 8

Experience	Amount	Percentage
Very good	6	75.000%
Good	2	25.000%
Neither good nor poor	0	0.000%
Poor	0	0.000%
Very poor	0	0.000%
Do not know	0	0.000%

Very good Good Neither good nor poor Poor  
Very poor Do not know



Experience	Amount	Percentage
Very good & Good	8	100.000%
Very poor & Poor	0	0.000%
Neither good nor poor & Do not know	0	0.000%

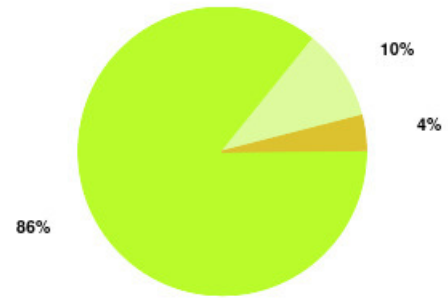


## MSK Physiotherapy - Telehealth Summary

Number of responses: 49

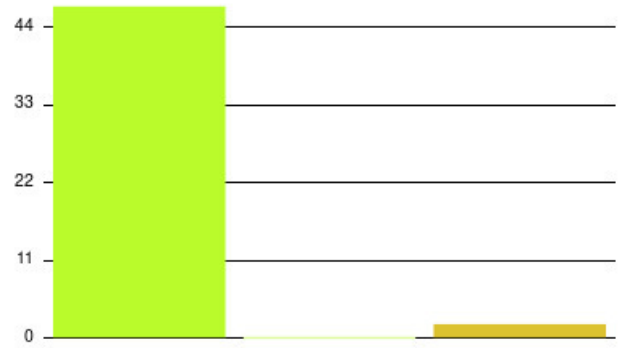
Experience	Amount	Percentage
Very good	42	85.714%
Good	5	10.204%
Neither good nor poor	2	4.082%
Poor	0	0.000%
Very poor	0	0.000%
Do not know	0	0.000%

■ Very good 
 ■ Good 
 ■ Neither good nor poor 
 ■ Poor 
 ■ Very poor 
 ■ Do not know



Experience	Amount	Percentage
Very good & Good	47	95.918%
Very poor & Poor	0	0.000%
Neither good nor poor & Do not know	2	4.082%

■ Very good & Good 
 ■ Very poor & Poor 
 ■ Neither good nor poor & Do not know

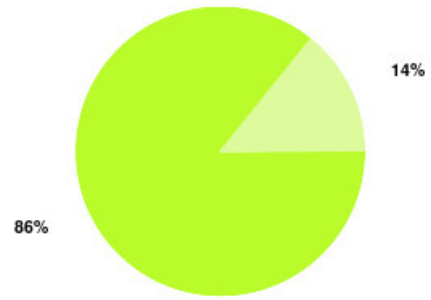


# MSK Physiotherapy - Withernsea Hospital Summary

Number of responses: 21

Experience	Amount	Percentage
Very good	18	85.714%
Good	3	14.286%
Neither good nor poor	0	0.000%
Poor	0	0.000%
Very poor	0	0.000%
Do not know	0	0.000%

Very good Good Neither good nor poor Poor  
Very poor Do not know



Experience	Amount	Percentage
Very good & Good	21	100.000%
Very poor & Poor	0	0.000%
Neither good nor poor & Do not know	0	0.000%



## Night Care Service (EOL) Summary

Number of responses: 0

---

**OccWellbeing Summary**

Number of responses: 0

---

## Oral Health (SH) Summary

Number of responses: 1

Experience	Amount	Percentage
Very good	1	100.000%
Good	0	0.000%
Neither good nor poor	0	0.000%
Poor	0	0.000%
Very poor	0	0.000%
Do not know	0	0.000%

Very good Good Neither good nor poor Poor  
Very poor Do not know



Experience	Amount	Percentage
Very good & Good	1	100.000%
Very poor & Poor	0	0.000%
Neither good nor poor & Do not know	0	0.000%

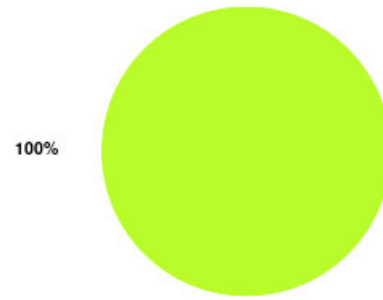


## Oral Health Promotion Team Summary

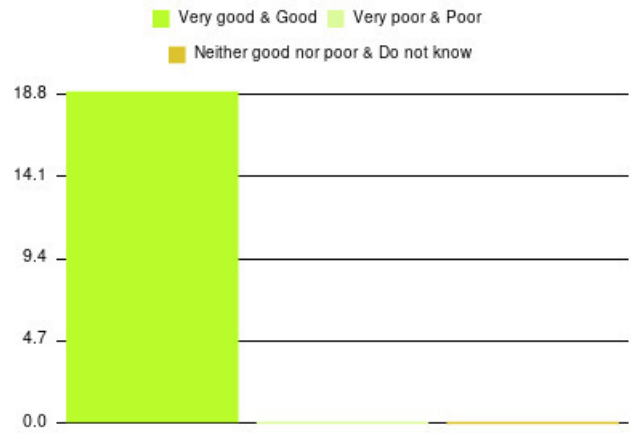
Number of responses: 19

Experience	Amount	Percentage
Very good	19	100.000%
Good	0	0.000%
Neither good nor poor	0	0.000%
Poor	0	0.000%
Very poor	0	0.000%
Do not know	0	0.000%

Very good Good Neither good nor poor Poor  
Very poor Do not know



Experience	Amount	Percentage
Very good & Good	19	100.000%
Very poor & Poor	0	0.000%
Neither good nor poor & Do not know	0	0.000%





**Out of Hours Nursing (East Riding) Summary**

Number of responses: 0

---

**Out of Hours Nursing (EOL) Summary**

Number of responses: 0

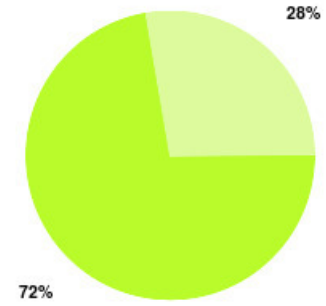
---

## Pain Management - ER & VoY Summary

Number of responses: 18

Experience	Amount	Percentage
Very good	13	72.222%
Good	5	27.778%
Neither good nor poor	0	0.000%
Poor	0	0.000%
Very poor	0	0.000%
Do not know	0	0.000%

Very good Good Neither good nor poor Poor  
Very poor Do not know



Experience	Amount	Percentage
Very good & Good	18	100.000%
Very poor & Poor	0	0.000%
Neither good nor poor & Do not know	0	0.000%

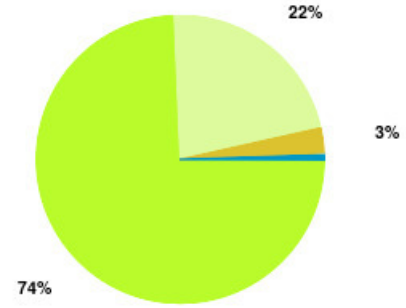


## Pain Management - Hull Summary

Number of responses: 167

Experience	Amount	Percentage
Very good	124	74.251%
Good	37	22.156%
Neither good nor poor	5	2.994%
Poor	0	0.000%
Very poor	0	0.000%
Do not know	1	0.599%

■ Very good
 ■ Good
 ■ Neither good nor poor
 ■ Poor
 ■ Very poor
 ■ Do not know



Experience	Amount	Percentage
Very good & Good	161	96.407%
Very poor & Poor	0	0.000%
Neither good nor poor & Do not know	6	3.593%



**Parkinson's Hub (ICC) Summary**

Number of responses: 0

---

**PAUL for Brain recovery Summary**

Number of responses: 0

---

## Pharmacies Summary

Number of responses: 18

Experience	Amount	Percentage
Very good	18	100.000%
Good	0	0.000%
Neither good nor poor	0	0.000%
Poor	0	0.000%
Very poor	0	0.000%
Do not know	0	0.000%

Very good Good Neither good nor poor Poor  
Very poor Do not know



Experience	Amount	Percentage
Very good & Good	18	100.000%
Very poor & Poor	0	0.000%
Neither good nor poor & Do not know	0	0.000%



**Phlebotomy - Withernsea Hospital Summary**

Number of responses: 0

---

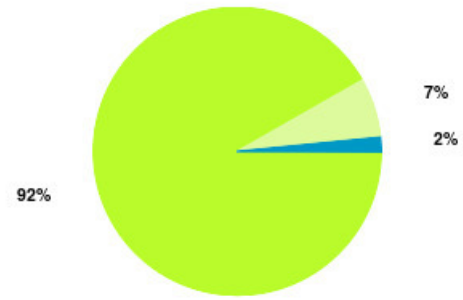


## Podiatry (ER - Beverley) Summary

Number of responses: 60

Experience	Amount	Percentage
Very good	55	91.667%
Good	4	6.667%
Neither good nor poor	0	0.000%
Poor	0	0.000%
Very poor	0	0.000%
Do not know	1	1.667%

■ Very good
 ■ Good
 ■ Neither good nor poor
 ■ Poor
 ■ Very poor
 ■ Do not know



Experience	Amount	Percentage
Very good & Good	59	98.333%
Very poor & Poor	0	0.000%
Neither good nor poor & Do not know	1	1.667%

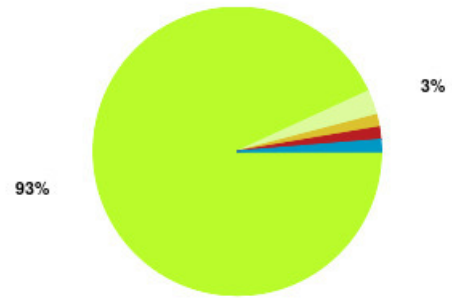


## Podiatry (ER - Bridlington) Summary

Number of responses: 72

Experience	Amount	Percentage
Very good	67	93.056%
Good	2	2.778%
Neither good nor poor	1	1.389%
Poor	1	1.389%
Very poor	0	0.000%
Do not know	1	1.389%

■ Very good   
 ■ Good   
 ■ Neither good nor poor   
 ■ Poor  
■ Very poor   
 ■ Do not know



Experience	Amount	Percentage
Very good & Good	69	95.833%
Very poor & Poor	1	1.389%
Neither good nor poor & Do not know	2	2.778%

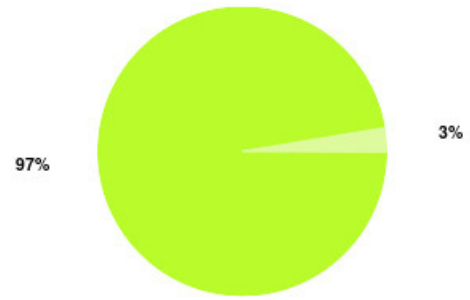


## Podiatry (ER - Driffield) Summary

Number of responses: 37

Experience	Amount	Percentage
Very good	36	97.297%
Good	1	2.703%
Neither good nor poor	0	0.000%
Poor	0	0.000%
Very poor	0	0.000%
Do not know	0	0.000%

Very good Good Neither good nor poor Poor  
Very poor Do not know



Experience	Amount	Percentage
Very good & Good	37	100.000%
Very poor & Poor	0	0.000%
Neither good nor poor & Do not know	0	0.000%

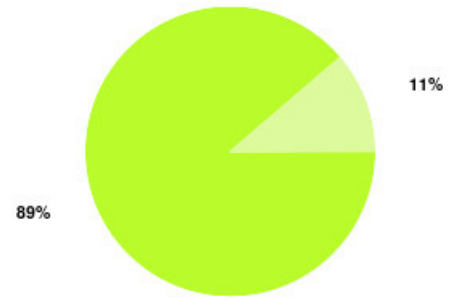


## Podiatry (ER - Goole) Summary

Number of responses: 44

Experience	Amount	Percentage
Very good	39	88.636%
Good	5	11.364%
Neither good nor poor	0	0.000%
Poor	0	0.000%
Very poor	0	0.000%
Do not know	0	0.000%

Very good Good Neither good nor poor Poor  
Very poor Do not know



Experience	Amount	Percentage
Very good & Good	44	100.000%
Very poor & Poor	0	0.000%
Neither good nor poor & Do not know	0	0.000%



## Podiatry (ER - Hedon/Rosedale) Summary

Number of responses: 0

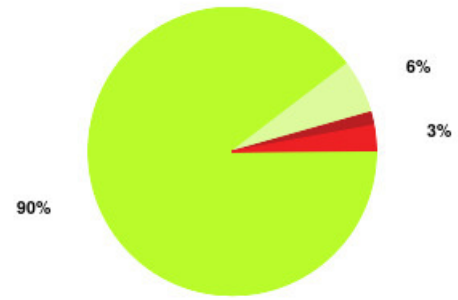
---

## Podiatry (ER - Hesse) Summary

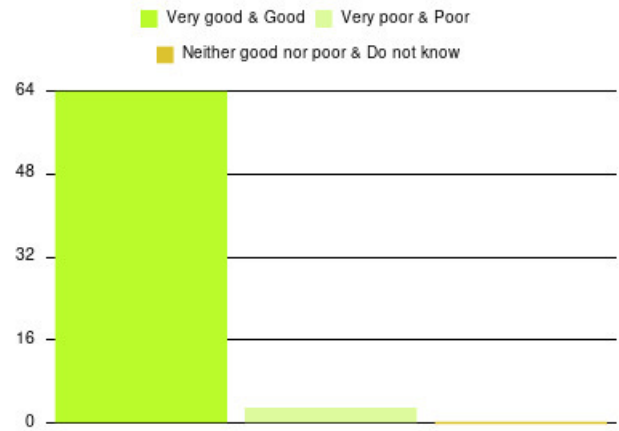
Number of responses: 67

Experience	Amount	Percentage
Very good	60	89.552%
Good	4	5.970%
Neither good nor poor	0	0.000%
Poor	1	1.493%
Very poor	2	2.985%
Do not know	0	0.000%

■ Very good
 ■ Good
 ■ Neither good nor poor
 ■ Poor
 ■ Very poor
 ■ Do not know



Experience	Amount	Percentage
Very good & Good	64	95.522%
Very poor & Poor	3	4.478%
Neither good nor poor & Do not know	0	0.000%

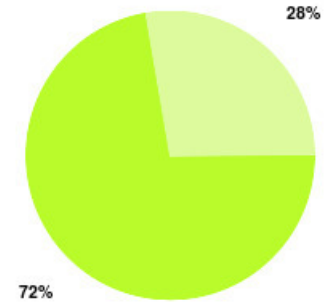


## Podiatry (ER - Home visits) Summary

Number of responses: 18

Experience	Amount	Percentage
Very good	13	72.222%
Good	5	27.778%
Neither good nor poor	0	0.000%
Poor	0	0.000%
Very poor	0	0.000%
Do not know	0	0.000%

Very good Good Neither good nor poor Poor  
Very poor Do not know



Experience	Amount	Percentage
Very good & Good	18	100.000%
Very poor & Poor	0	0.000%
Neither good nor poor & Do not know	0	0.000%

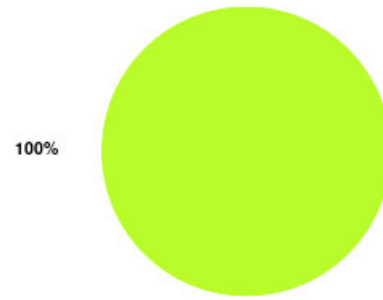


## Podiatry (ER - Hornsea) Summary

Number of responses: 26

Experience	Amount	Percentage
Very good	26	100.000%
Good	0	0.000%
Neither good nor poor	0	0.000%
Poor	0	0.000%
Very poor	0	0.000%
Do not know	0	0.000%

Very good Good Neither good nor poor Poor  
Very poor Do not know



Experience	Amount	Percentage
Very good & Good	26	100.000%
Very poor & Poor	0	0.000%
Neither good nor poor & Do not know	0	0.000%



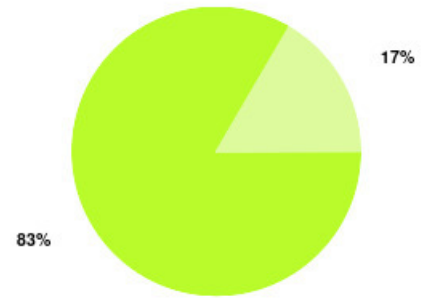


## Podiatry (ER - Market Weighton) Summary

Number of responses: 6

Experience	Amount	Percentage
Very good	5	83.333%
Good	1	16.667%
Neither good nor poor	0	0.000%
Poor	0	0.000%
Very poor	0	0.000%
Do not know	0	0.000%

Very good Good Neither good nor poor Poor  
Very poor Do not know



Experience	Amount	Percentage
Very good & Good	6	100.000%
Very poor & Poor	0	0.000%
Neither good nor poor & Do not know	0	0.000%

Very good & Good Very poor & Poor  
Neither good nor poor & Do not know

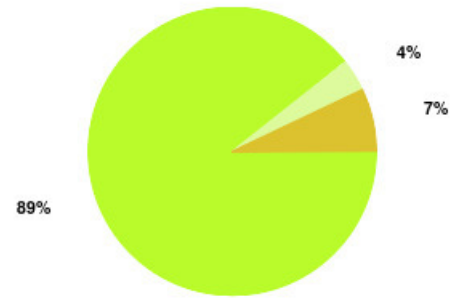


## Podiatry (ER - MSK) Summary

Number of responses: 28

Experience	Amount	Percentage
Very good	25	89.286%
Good	1	3.571%
Neither good nor poor	2	7.143%
Poor	0	0.000%
Very poor	0	0.000%
Do not know	0	0.000%

■ Very good   
 ■ Good   
 ■ Neither good nor poor   
 ■ Poor  
■ Very poor   
 ■ Do not know



Experience	Amount	Percentage
Very good & Good	26	92.857%
Very poor & Poor	0	0.000%
Neither good nor poor & Do not know	2	7.143%

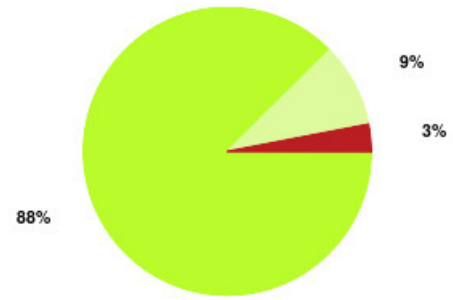


## Podiatry (ER - Withernsea) Summary

Number of responses: 32

Experience	Amount	Percentage
Very good	28	87.500%
Good	3	9.375%
Neither good nor poor	0	0.000%
Poor	1	3.125%
Very poor	0	0.000%
Do not know	0	0.000%

■ Very good 
 ■ Good 
 ■ Neither good nor poor 
 ■ Poor 
 ■ Very poor 
 ■ Do not know



Experience	Amount	Percentage
Very good & Good	31	96.875%
Very poor & Poor	1	3.125%
Neither good nor poor & Do not know	0	0.000%

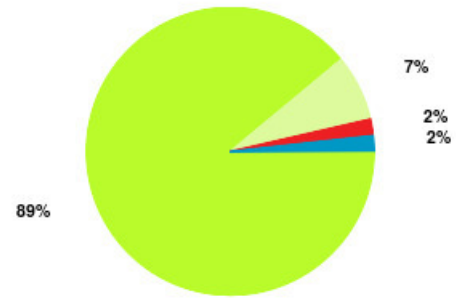


## Podiatry (Hull - Allam Diabetes Centre) Summary

Number of responses: 54

Experience	Amount	Percentage
Very good	48	88.889%
Good	4	7.407%
Neither good nor poor	0	0.000%
Poor	0	0.000%
Very poor	1	1.852%
Do not know	1	1.852%

■ Very good 
 ■ Good 
 ■ Neither good nor poor 
 ■ Poor 
 ■ Very poor 
 ■ Do not know



Experience	Amount	Percentage
Very good & Good	52	96.296%
Very poor & Poor	1	1.852%
Neither good nor poor & Do not know	1	1.852%

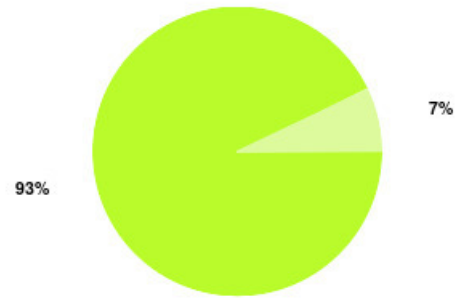


## Podiatry (Hull - Bransholme HC) Summary

Number of responses: 28

Experience	Amount	Percentage
Very good	26	92.857%
Good	2	7.143%
Neither good nor poor	0	0.000%
Poor	0	0.000%
Very poor	0	0.000%
Do not know	0	0.000%

Very good Good Neither good nor poor Poor  
Very poor Do not know



Experience	Amount	Percentage
Very good & Good	28	100.000%
Very poor & Poor	0	0.000%
Neither good nor poor & Do not know	0	0.000%



## Podiatry (Hull - Dialysis clinic) Summary

Number of responses: 4

Experience	Amount	Percentage
Very good	4	100.000%
Good	0	0.000%
Neither good nor poor	0	0.000%
Poor	0	0.000%
Very poor	0	0.000%
Do not know	0	0.000%

Very good Good Neither good nor poor Poor  
Very poor Do not know



Experience	Amount	Percentage
Very good & Good	4	100.000%
Very poor & Poor	0	0.000%
Neither good nor poor & Do not know	0	0.000%

Very good & Good Very poor & Poor  
Neither good nor poor & Do not know

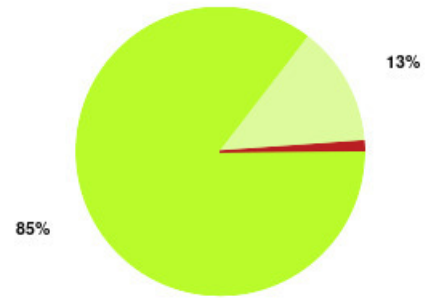


## Podiatry (Hull - Elliott Chappell HC) Summary

Number of responses: 82

Experience	Amount	Percentage
Very good	70	85.366%
Good	11	13.415%
Neither good nor poor	0	0.000%
Poor	1	1.220%
Very poor	0	0.000%
Do not know	0	0.000%

■ Very good
 ■ Good
 ■ Neither good nor poor
 ■ Poor
 ■ Very poor
 ■ Do not know



Experience	Amount	Percentage
Very good & Good	81	98.780%
Very poor & Poor	1	1.220%
Neither good nor poor & Do not know	0	0.000%



**Podiatry (Hull - HMP Hull) Summary**

Number of responses: 0

---

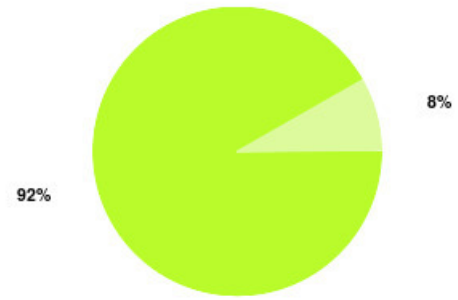


## Podiatry (Hull - Home visits) Summary

Number of responses: 12

Experience	Amount	Percentage
Very good	11	91.667%
Good	1	8.333%
Neither good nor poor	0	0.000%
Poor	0	0.000%
Very poor	0	0.000%
Do not know	0	0.000%

Very good Good Neither good nor poor Poor  
Very poor Do not know



Experience	Amount	Percentage
Very good & Good	12	100.000%
Very poor & Poor	0	0.000%
Neither good nor poor & Do not know	0	0.000%



**Podiatry (Hull - Homeless Service) Summary**

Number of responses: 0

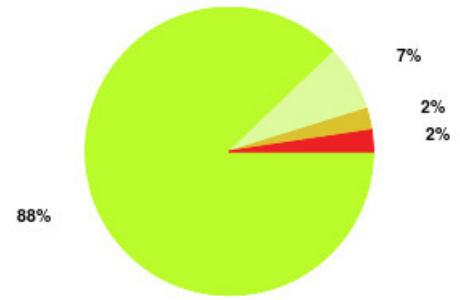
---

## Podiatry (Hull - Longhill HC) Summary

Number of responses: 41

Experience	Amount	Percentage
Very good	36	87.805%
Good	3	7.317%
Neither good nor poor	1	2.439%
Poor	0	0.000%
Very poor	1	2.439%
Do not know	0	0.000%

■ Very good 
 ■ Good 
 ■ Neither good nor poor 
 ■ Poor 
 ■ Very poor 
 ■ Do not know



Experience	Amount	Percentage
Very good & Good	39	95.122%
Very poor & Poor	1	2.439%
Neither good nor poor & Do not know	1	2.439%

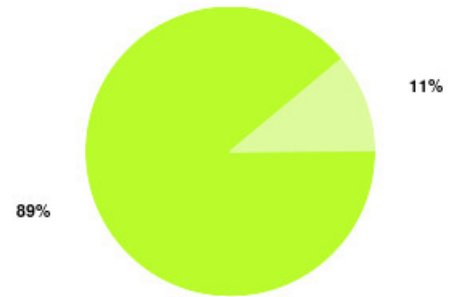


## Podiatry (Hull - Morrill St) Summary

Number of responses: 36

Experience	Amount	Percentage
Very good	32	88.889%
Good	4	11.111%
Neither good nor poor	0	0.000%
Poor	0	0.000%
Very poor	0	0.000%
Do not know	0	0.000%

■ Very good
 ■ Good
 ■ Neither good nor poor
 ■ Poor
 ■ Very poor
 ■ Do not know



Experience	Amount	Percentage
Very good & Good	36	100.000%
Very poor & Poor	0	0.000%
Neither good nor poor & Do not know	0	0.000%



**Podiatry (Hull - Nail clinic) Summary**

Number of responses: 0

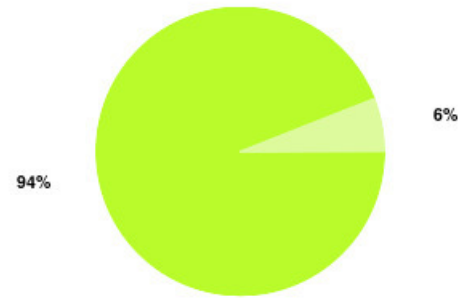
---

## Podiatry (Hull - Newington HC) Summary

Number of responses: 33

Experience	Amount	Percentage
Very good	31	93.939%
Good	2	6.061%
Neither good nor poor	0	0.000%
Poor	0	0.000%
Very poor	0	0.000%
Do not know	0	0.000%

Very good Good Neither good nor poor Poor  
Very poor Do not know



Experience	Amount	Percentage
Very good & Good	33	100.000%
Very poor & Poor	0	0.000%
Neither good nor poor & Do not know	0	0.000%

Very good & Good Very poor & Poor  
Neither good nor poor & Do not know

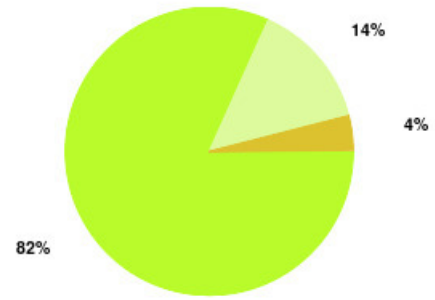


## Podiatry (Hull - Orchard Centre) Summary

Number of responses: 49

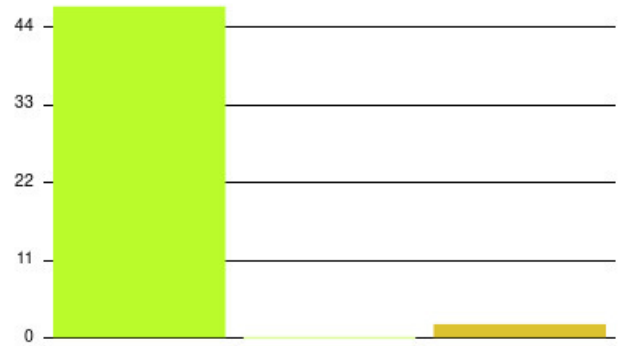
Experience	Amount	Percentage
Very good	40	81.633%
Good	7	14.286%
Neither good nor poor	2	4.082%
Poor	0	0.000%
Very poor	0	0.000%
Do not know	0	0.000%

■ Very good
 ■ Good
 ■ Neither good nor poor
 ■ Poor
 ■ Very poor
 ■ Do not know



Experience	Amount	Percentage
Very good & Good	47	95.918%
Very poor & Poor	0	0.000%
Neither good nor poor & Do not know	2	4.082%

■ Very good & Good
 ■ Very poor & Poor
 ■ Neither good nor poor & Do not know

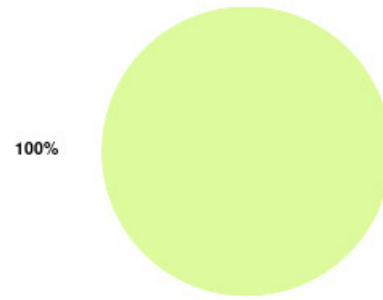


## Podiatry (Hull - Rheumatology H.R.I.) Summary

Number of responses: 1

Experience	Amount	Percentage
Very good	0	0.000%
Good	1	100.000%
Neither good nor poor	0	0.000%
Poor	0	0.000%
Very poor	0	0.000%
Do not know	0	0.000%

Very good Good Neither good nor poor Poor  
Very poor Do not know



Experience	Amount	Percentage
Very good & Good	1	100.000%
Very poor & Poor	0	0.000%
Neither good nor poor & Do not know	0	0.000%





**Podiatry (Hull - Terry St) Summary**

Number of responses: 0

---

**Podiatry (Hull - The Crossings) Summary**

Number of responses: 0

---

**Podiatry (Hull - Ward visits) Summary**

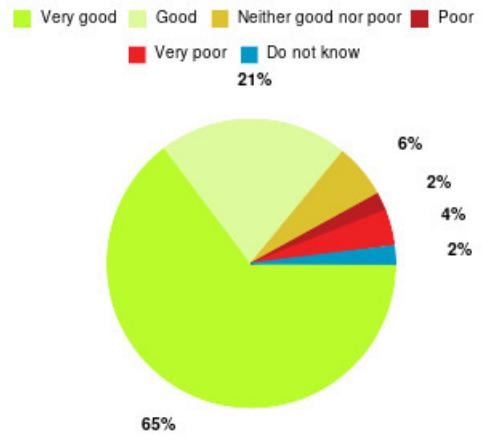
Number of responses: 0

---

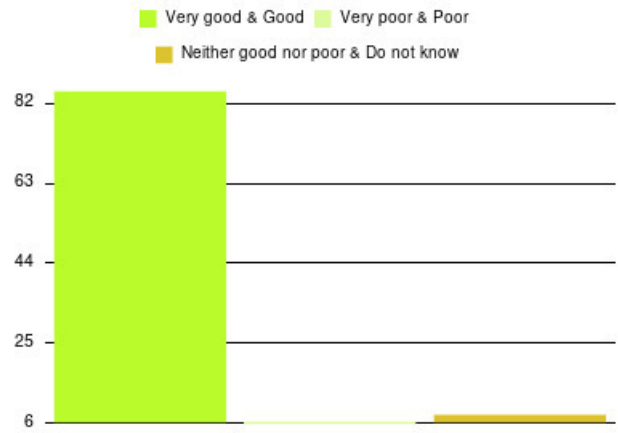
## Podiatry (telephone appointment) Summary

Number of responses: 99

Experience	Amount	Percentage
Very good	64	64.646%
Good	21	21.212%
Neither good nor poor	6	6.061%
Poor	2	2.020%
Very poor	4	4.040%
Do not know	2	2.020%



Experience	Amount	Percentage
Very good & Good	85	85.859%
Very poor & Poor	6	6.061%
Neither good nor poor & Do not know	8	8.081%



**Primary Care - Mental Health Coordinator Summary**

Number of responses: 0

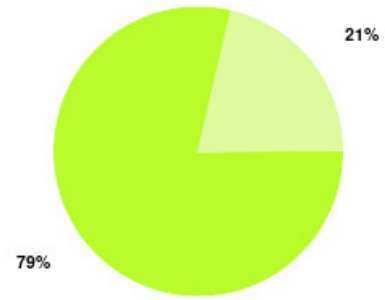
---

## Pulmonary Rehab (Hull and ER) Summary

Number of responses: 14

Experience	Amount	Percentage
Very good	11	78.571%
Good	3	21.429%
Neither good nor poor	0	0.000%
Poor	0	0.000%
Very poor	0	0.000%
Do not know	0	0.000%

Very good Good Neither good nor poor Poor  
Very poor Do not know



Experience	Amount	Percentage
Very good & Good	14	100.000%
Very poor & Poor	0	0.000%
Neither good nor poor & Do not know	0	0.000%



## Pulmonary Rehab (Hull) Summary

Number of responses: 1

Experience	Amount	Percentage
Very good	1	100.000%
Good	0	0.000%
Neither good nor poor	0	0.000%
Poor	0	0.000%
Very poor	0	0.000%
Do not know	0	0.000%

Very good Good Neither good nor poor Poor  
Very poor Do not know



Experience	Amount	Percentage
Very good & Good	1	100.000%
Very poor & Poor	0	0.000%
Neither good nor poor & Do not know	0	0.000%



**School Health + Summary**

Number of responses: 0

---



**Sexual Health - Erectile Dysfunction (East Riding) Summary**

Number of responses: 0

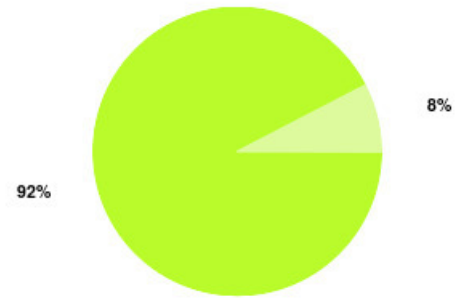
---

## Sexual Health - Erectile Dysfunction (Hull) Summary

Number of responses: 13

Experience	Amount	Percentage
Very good	12	92.308%
Good	1	7.692%
Neither good nor poor	0	0.000%
Poor	0	0.000%
Very poor	0	0.000%
Do not know	0	0.000%

■ Very good
 ■ Good
 ■ Neither good nor poor
 ■ Poor
 ■ Very poor
 ■ Do not know



Experience	Amount	Percentage
Very good & Good	13	100.000%
Very poor & Poor	0	0.000%
Neither good nor poor & Do not know	0	0.000%

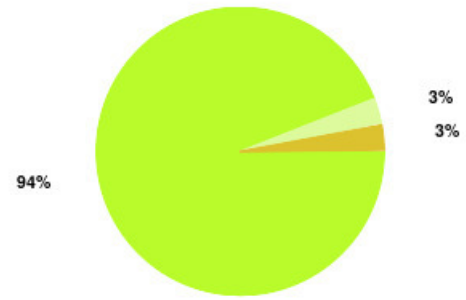


## Sexual Health - GUM & Family Planning (East Riding) Summary

Number of responses: 33

Experience	Amount	Percentage
Very good	31	93.939%
Good	1	3.030%
Neither good nor poor	1	3.030%
Poor	0	0.000%
Very poor	0	0.000%
Do not know	0	0.000%

■ Very good
 ■ Good
 ■ Neither good nor poor
 ■ Poor
 ■ Very poor
 ■ Do not know



Experience	Amount	Percentage
Very good & Good	32	96.970%
Very poor & Poor	0	0.000%
Neither good nor poor & Do not know	1	3.030%

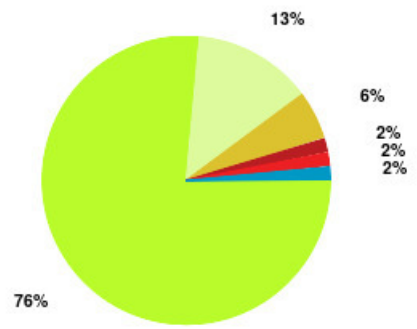


## Sexual Health - GUM & Family Planning (Hull) Summary

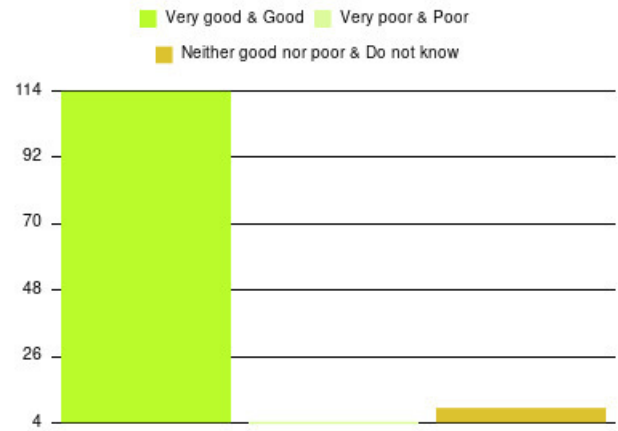
Number of responses: 127

Experience	Amount	Percentage
Very good	97	76.378%
Good	17	13.386%
Neither good nor poor	7	5.512%
Poor	2	1.575%
Very poor	2	1.575%
Do not know	2	1.575%

■ Very good
 ■ Good
 ■ Neither good nor poor
 ■ Poor
 ■ Very poor
 ■ Do not know



Experience	Amount	Percentage
Very good & Good	114	89.764%
Very poor & Poor	4	3.150%
Neither good nor poor & Do not know	9	7.087%



## Sexual Health - Outreach (East Riding) Summary

Number of responses: 4

Experience	Amount	Percentage
Very good	4	100.000%
Good	0	0.000%
Neither good nor poor	0	0.000%
Poor	0	0.000%
Very poor	0	0.000%
Do not know	0	0.000%

Very good Good Neither good nor poor Poor  
Very poor Do not know



Experience	Amount	Percentage
Very good & Good	4	100.000%
Very poor & Poor	0	0.000%
Neither good nor poor & Do not know	0	0.000%

Very good & Good Very poor & Poor  
Neither good nor poor & Do not know

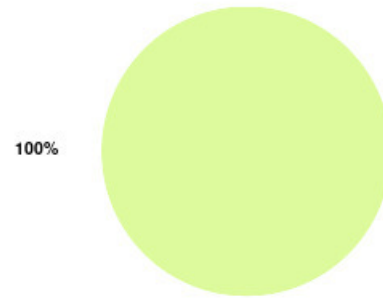


## Sexual Health - Outreach (Hull) Summary

Number of responses: 1

Experience	Amount	Percentage
Very good	0	0.000%
Good	1	100.000%
Neither good nor poor	0	0.000%
Poor	0	0.000%
Very poor	0	0.000%
Do not know	0	0.000%

Very good Good Neither good nor poor Poor  
Very poor Do not know



Experience	Amount	Percentage
Very good & Good	1	100.000%
Very poor & Poor	0	0.000%
Neither good nor poor & Do not know	0	0.000%

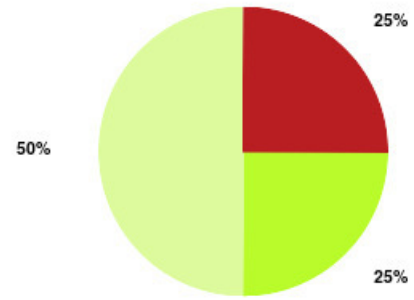


## Sexual Health - Ultrasound (Hull) Summary

Number of responses: 4

Experience	Amount	Percentage
Very good	1	25.000%
Good	2	50.000%
Neither good nor poor	0	0.000%
Poor	1	25.000%
Very poor	0	0.000%
Do not know	0	0.000%

■ Very good
 ■ Good
 ■ Neither good nor poor
 ■ Poor
 ■ Very poor
 ■ Do not know



Experience	Amount	Percentage
Very good & Good	3	75.000%
Very poor & Poor	1	25.000%
Neither good nor poor & Do not know	0	0.000%

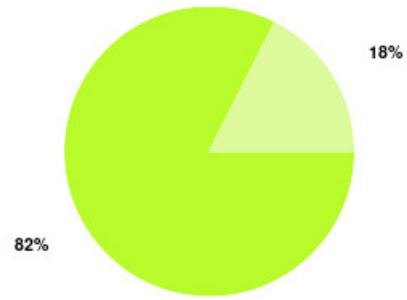


## Sexual Health - Unplanned Pregnancy Service Summary

Number of responses: 17

Experience	Amount	Percentage
Very good	14	82.353%
Good	3	17.647%
Neither good nor poor	0	0.000%
Poor	0	0.000%
Very poor	0	0.000%
Do not know	0	0.000%

■ Very good
 ■ Good
 ■ Neither good nor poor
 ■ Poor
 ■ Very poor
 ■ Do not know



Experience	Amount	Percentage
Very good & Good	17	100.000%
Very poor & Poor	0	0.000%
Neither good nor poor & Do not know	0	0.000%



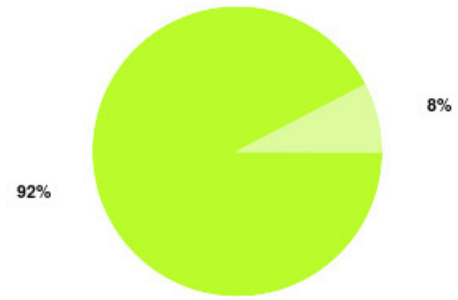


## Sexual Health - Vasectomy (Hull) Summary

Number of responses: 13

Experience	Amount	Percentage
Very good	12	92.308%
Good	1	7.692%
Neither good nor poor	0	0.000%
Poor	0	0.000%
Very poor	0	0.000%
Do not know	0	0.000%

Very good Good Neither good nor poor Poor  
Very poor Do not know



Experience	Amount	Percentage
Very good & Good	13	100.000%
Very poor & Poor	0	0.000%
Neither good nor poor & Do not know	0	0.000%



**Sexual Health - Women's Health (East Riding) Summary**

Number of responses: 0

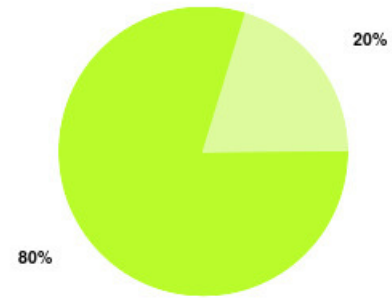
---

## Sexual Health - Women's Health (Hull) Summary

Number of responses: 59

Experience	Amount	Percentage
Very good	47	79.661%
Good	12	20.339%
Neither good nor poor	0	0.000%
Poor	0	0.000%
Very poor	0	0.000%
Do not know	0	0.000%

■ Very good 
 ■ Good 
 ■ Neither good nor poor 
 ■ Poor 
 ■ Very poor 
 ■ Do not know



Experience	Amount	Percentage
Very good & Good	59	100.000%
Very poor & Poor	0	0.000%
Neither good nor poor & Do not know	0	0.000%

■ Very good & Good 
 ■ Very poor & Poor 
 ■ Neither good nor poor & Do not know



**Smokefree (Knowsley) Summary**

Number of responses: 0

---

## Smokefree (St Helens) Summary

Number of responses: 5

Experience	Amount	Percentage
Very good	5	100.000%
Good	0	0.000%
Neither good nor poor	0	0.000%
Poor	0	0.000%
Very poor	0	0.000%
Do not know	0	0.000%

Very good Good Neither good nor poor Poor  
Very poor Do not know



Experience	Amount	Percentage
Very good & Good	5	100.000%
Very poor & Poor	0	0.000%
Neither good nor poor & Do not know	0	0.000%

Very good & Good Very poor & Poor  
Neither good nor poor & Do not know



## Specialist Palliative Care Services (EOL) Summary

Number of responses: 0

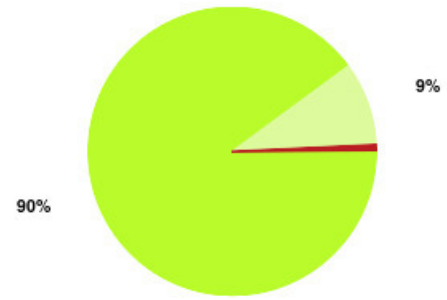
---

## Specialist Weight Management Services Summary

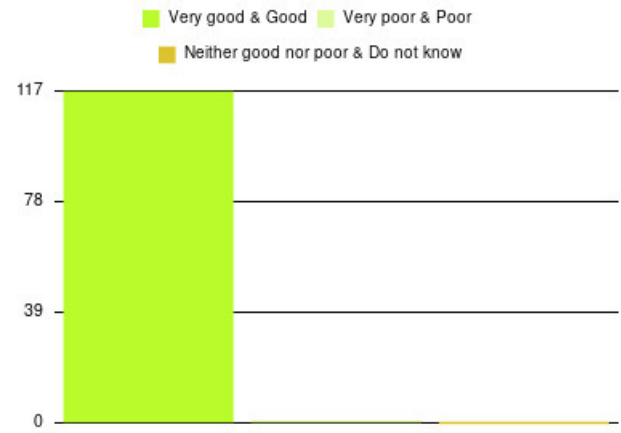
Number of responses: 118

Experience	Amount	Percentage
Very good	106	89.831%
Good	11	9.322%
Neither good nor poor	0	0.000%
Poor	1	0.847%
Very poor	0	0.000%
Do not know	0	0.000%

■ Very good
 ■ Good
 ■ Neither good nor poor
 ■ Poor
 ■ Very poor
 ■ Do not know



Experience	Amount	Percentage
Very good & Good	117	99.153%
Very poor & Poor	1	0.847%
Neither good nor poor & Do not know	0	0.000%




## Speech and Language Therapy (Hull and East Riding) Summary

Number of responses: 28

Experience	Amount	Percentage
Very good	27	96.429%
Good	1	3.571%
Neither good nor poor	0	0.000%
Poor	0	0.000%
Very poor	0	0.000%
Do not know	0	0.000%

■ Very good
 ■ Good
 ■ Neither good nor poor
 ■ Poor
 ■ Very poor
 ■ Do not know



Experience	Amount	Percentage
Very good & Good	28	100.000%
Very poor & Poor	0	0.000%
Neither good nor poor & Do not know	0	0.000%





**Speech and Language Therapy (Hull) Summary**

Number of responses: 0

---

## Stroke Team (East Riding) Summary

Number of responses: 1

Experience	Amount	Percentage
Very good	1	100.000%
Good	0	0.000%
Neither good nor poor	0	0.000%
Poor	0	0.000%
Very poor	0	0.000%
Do not know	0	0.000%

Very good Good Neither good nor poor Poor  
Very poor Do not know



Experience	Amount	Percentage
Very good & Good	1	100.000%
Very poor & Poor	0	0.000%
Neither good nor poor & Do not know	0	0.000%

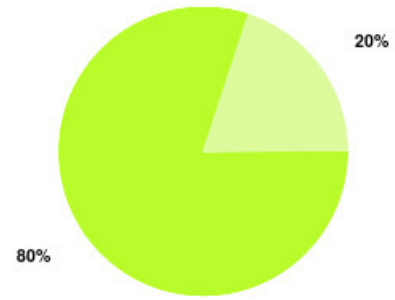


## Stroke Team (Hull and ER) Summary

Number of responses: 20

Experience	Amount	Percentage
Very good	16	80.000%
Good	4	20.000%
Neither good nor poor	0	0.000%
Poor	0	0.000%
Very poor	0	0.000%
Do not know	0	0.000%

Very good Good Neither good nor poor Poor  
Very poor Do not know



Experience	Amount	Percentage
Very good & Good	20	100.000%
Very poor & Poor	0	0.000%
Neither good nor poor & Do not know	0	0.000%

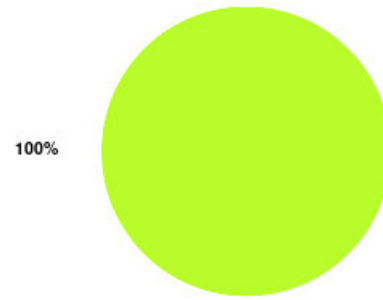


## T1DE Summary

Number of responses: 1

Experience	Amount	Percentage
Very good	1	100.000%
Good	0	0.000%
Neither good nor poor	0	0.000%
Poor	0	0.000%
Very poor	0	0.000%
Do not know	0	0.000%

Very good Good Neither good nor poor Poor  
Very poor Do not know



Experience	Amount	Percentage
Very good & Good	1	100.000%
Very poor & Poor	0	0.000%
Neither good nor poor & Do not know	0	0.000%



## TB Nursing Team Summary

Number of responses: 15

Experience	Amount	Percentage
Very good	15	100.000%
Good	0	0.000%
Neither good nor poor	0	0.000%
Poor	0	0.000%
Very poor	0	0.000%
Do not know	0	0.000%

Very good Good Neither good nor poor Poor  
Very poor Do not know



Experience	Amount	Percentage
Very good & Good	15	100.000%
Very poor & Poor	0	0.000%
Neither good nor poor & Do not know	0	0.000%



**Telehealth Summary**

Number of responses: 0

---

### Tier 3 Specialist Weight Management (SH) Summary

Number of responses: 3

Experience	Amount	Percentage
Very good	3	100.000%
Good	0	0.000%
Neither good nor poor	0	0.000%
Poor	0	0.000%
Very poor	0	0.000%
Do not know	0	0.000%

Very good Good Neither good nor poor Poor  
Very poor Do not know



Experience	Amount	Percentage
Very good & Good	3	100.000%
Very poor & Poor	0	0.000%
Neither good nor poor & Do not know	0	0.000%

Very good & Good Very poor & Poor  
Neither good nor poor & Do not know



**Tissue Viability Summary**

Number of responses: 0

---



## Treatment rooms (ER) Summary

Number of responses: 50

Experience	Amount	Percentage
Very good	50	100.000%
Good	0	0.000%
Neither good nor poor	0	0.000%
Poor	0	0.000%
Very poor	0	0.000%
Do not know	0	0.000%

Very good Good Neither good nor poor Poor  
Very poor Do not know



Experience	Amount	Percentage
Very good & Good	50	100.000%
Very poor & Poor	0	0.000%
Neither good nor poor & Do not know	0	0.000%

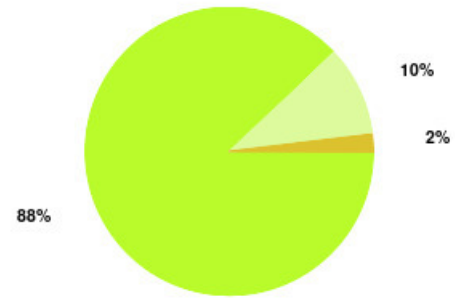


## Treatment rooms (Hull) Summary

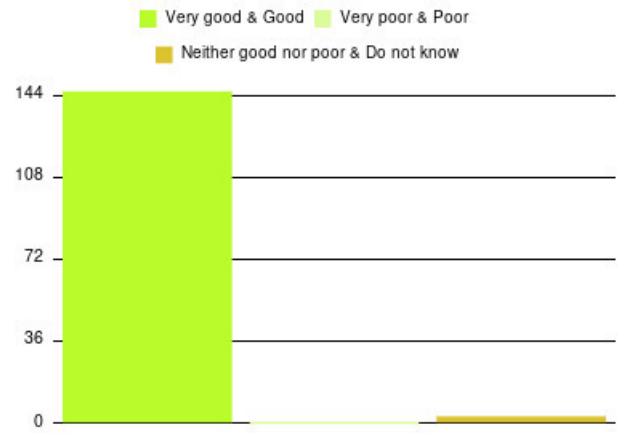
Number of responses: 149

Experience	Amount	Percentage
Very good	131	87.919%
Good	15	10.067%
Neither good nor poor	3	2.013%
Poor	0	0.000%
Very poor	0	0.000%
Do not know	0	0.000%

■ Very good
 ■ Good
 ■ Neither good nor poor
 ■ Poor
 ■ Very poor
 ■ Do not know



Experience	Amount	Percentage
Very good & Good	146	97.987%
Very poor & Poor	0	0.000%
Neither good nor poor & Do not know	3	2.013%



**Urgent Community Response Team Summary**

Number of responses: 0

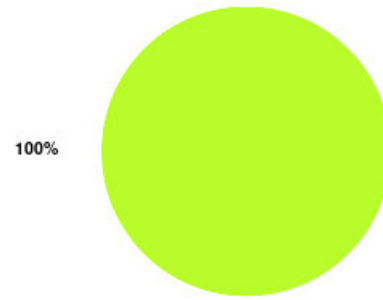
---

## Virtual Ward Summary

Number of responses: 1

Experience	Amount	Percentage
Very good	1	100.000%
Good	0	0.000%
Neither good nor poor	0	0.000%
Poor	0	0.000%
Very poor	0	0.000%
Do not know	0	0.000%

Very good Good Neither good nor poor Poor  
Very poor Do not know



Experience	Amount	Percentage
Very good & Good	1	100.000%
Very poor & Poor	0	0.000%
Neither good nor poor & Do not know	0	0.000%



## Volunteer Hub Summary

Number of responses: 12

Experience	Amount	Percentage
Very good	12	100.000%
Good	0	0.000%
Neither good nor poor	0	0.000%
Poor	0	0.000%
Very poor	0	0.000%
Do not know	0	0.000%

Very good Good Neither good nor poor Poor  
Very poor Do not know



Experience	Amount	Percentage
Very good & Good	12	100.000%
Very poor & Poor	0	0.000%
Neither good nor poor & Do not know	0	0.000%

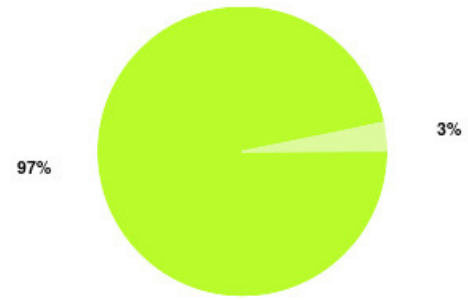


## Volunteering (SH) Summary

Number of responses: 61

Experience	Amount	Percentage
Very good	59	96.721%
Good	2	3.279%
Neither good nor poor	0	0.000%
Poor	0	0.000%
Very poor	0	0.000%
Do not know	0	0.000%

Very good Good Neither good nor poor Poor  
Very poor Do not know



Experience	Amount	Percentage
Very good & Good	61	100.000%
Very poor & Poor	0	0.000%
Neither good nor poor & Do not know	0	0.000%



**Walks Programme (SH) Summary**

Number of responses: 0

---

**Weightwise Extra (Childrens) Summary**

Number of responses: 0

---



## Wellbeing Liaison Service Summary

Number of responses: 2

Experience	Amount	Percentage
Very good	2	100.000%
Good	0	0.000%
Neither good nor poor	0	0.000%
Poor	0	0.000%
Very poor	0	0.000%
Do not know	0	0.000%

Very good Good Neither good nor poor Poor  
Very poor Do not know



Experience	Amount	Percentage
Very good & Good	2	100.000%
Very poor & Poor	0	0.000%
Neither good nor poor & Do not know	0	0.000%

