

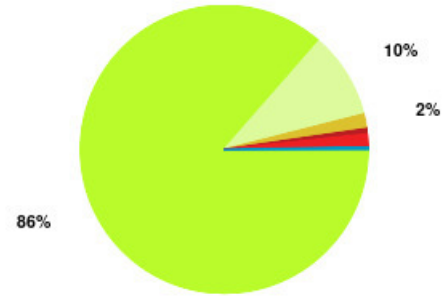
# Monthly Report February 2025

## Overall CHCP CIC Summary

Number of responses: 3489

Experience	Amount	Percentage
Very good	3013	86.357%
Good	335	9.602%
Neither good nor poor	57	1.634%
Poor	21	0.602%
Very poor	50	1.433%
Do not know	13	0.373%

■ Very good
 ■ Good
 ■ Neither good nor poor
 ■ Poor
 ■ Very poor
 ■ Do not know



Experience	Amount	Percentage
Very good & Good	3348	95.959%
Very poor & Poor	71	2.035%
Neither good nor poor & Do not know	70	2.006%



**Alderson House Summary**

Number of responses: 0

---

## Anticoagulation Summary

Number of responses: 5

Experience	Amount	Percentage
Very good	5	100.000%
Good	0	0.000%
Neither good nor poor	0	0.000%
Poor	0	0.000%
Very poor	0	0.000%
Do not know	0	0.000%

Very good Good Neither good nor poor Poor  
Very poor Do not know



Experience	Amount	Percentage
Very good & Good	5	100.000%
Very poor & Poor	0	0.000%
Neither good nor poor & Do not know	0	0.000%

Very good & Good Very poor & Poor  
Neither good nor poor & Do not know



## Bee At Home Care Service Summary

Number of responses: 1

Experience	Amount	Percentage
Very good	1	100.000%
Good	0	0.000%
Neither good nor poor	0	0.000%
Poor	0	0.000%
Very poor	0	0.000%
Do not know	0	0.000%

Very good Good Neither good nor poor Poor  
Very poor Do not know



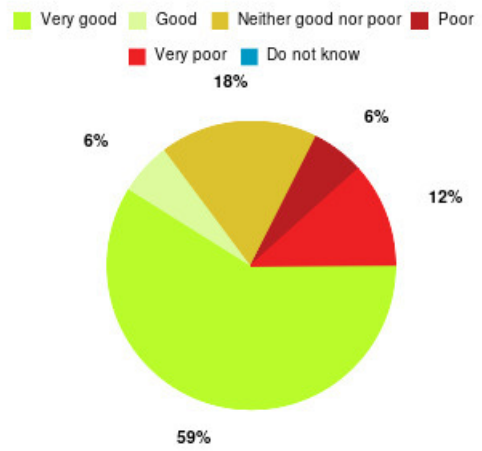
Experience	Amount	Percentage
Very good & Good	1	100.000%
Very poor & Poor	0	0.000%
Neither good nor poor & Do not know	0	0.000%



## Beverley UTC Summary

Number of responses: 17

Experience	Amount	Percentage
Very good	10	58.824%
Good	1	5.882%
Neither good nor poor	3	17.647%
Poor	1	5.882%
Very poor	2	11.765%
Do not know	0	0.000%



Experience	Amount	Percentage
Very good & Good	11	64.706%
Very poor & Poor	3	17.647%
Neither good nor poor & Do not know	3	17.647%

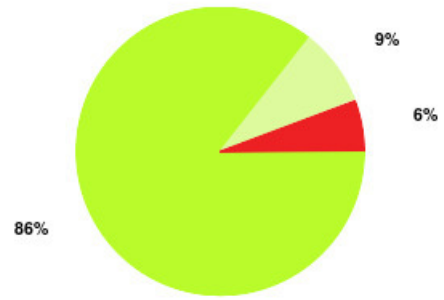


## Bladder and Bowel (Hull and East Riding) Summary

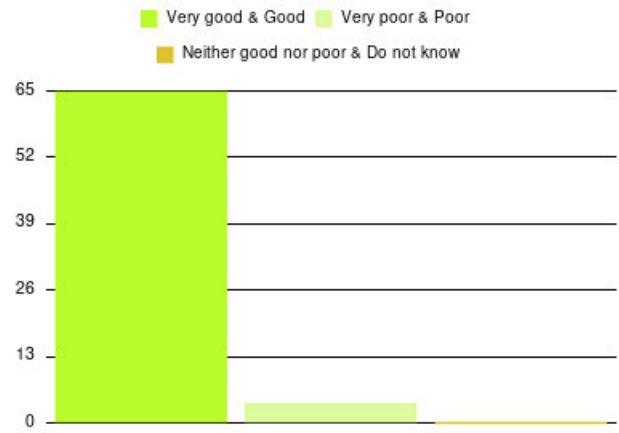
Number of responses: 69

Experience	Amount	Percentage
Very good	59	85.507%
Good	6	8.696%
Neither good nor poor	0	0.000%
Poor	0	0.000%
Very poor	4	5.797%
Do not know	0	0.000%

■ Very good
 ■ Good
 ■ Neither good nor poor
 ■ Poor
 ■ Very poor
 ■ Do not know



Experience	Amount	Percentage
Very good & Good	65	94.203%
Very poor & Poor	4	5.797%
Neither good nor poor & Do not know	0	0.000%



## Bladder and Bowel (Hull) Summary

Number of responses: 1

Experience	Amount	Percentage
Very good	1	100.000%
Good	0	0.000%
Neither good nor poor	0	0.000%
Poor	0	0.000%
Very poor	0	0.000%
Do not know	0	0.000%

Very good Good Neither good nor poor Poor  
Very poor Do not know



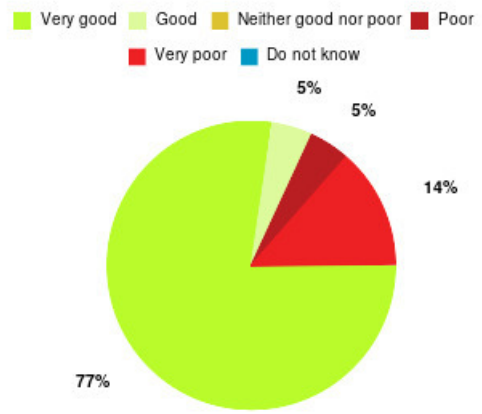
Experience	Amount	Percentage
Very good & Good	1	100.000%
Very poor & Poor	0	0.000%
Neither good nor poor & Do not know	0	0.000%



## Bransholme UTC Summary

Number of responses: 22

Experience	Amount	Percentage
Very good	17	77.273%
Good	1	4.545%
Neither good nor poor	0	0.000%
Poor	1	4.545%
Very poor	3	13.636%
Do not know	0	0.000%



Experience	Amount	Percentage
Very good & Good	18	81.818%
Very poor & Poor	4	18.182%
Neither good nor poor & Do not know	0	0.000%





**Bridlington ICC Summary**

Number of responses: 0

---

## Bridlington UTC Summary

Number of responses: 27

Experience	Amount	Percentage
Very good	27	100.000%
Good	0	0.000%
Neither good nor poor	0	0.000%
Poor	0	0.000%
Very poor	0	0.000%
Do not know	0	0.000%

Very good Good Neither good nor poor Poor  
Very poor Do not know



Experience	Amount	Percentage
Very good & Good	27	100.000%
Very poor & Poor	0	0.000%
Neither good nor poor & Do not know	0	0.000%



**Cardiac Rehab (East Riding) Summary**

Number of responses: 0

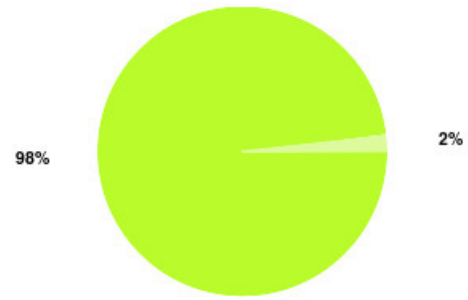
---

## Cardiac Rehab (Hull and East Riding) Summary

Number of responses: 55

Experience	Amount	Percentage
Very good	54	98.182%
Good	1	1.818%
Neither good nor poor	0	0.000%
Poor	0	0.000%
Very poor	0	0.000%
Do not know	0	0.000%

■ Very good   
 ■ Good   
 ■ Neither good nor poor   
 ■ Poor  
■ Very poor   
 ■ Do not know



Experience	Amount	Percentage
Very good & Good	55	100.000%
Very poor & Poor	0	0.000%
Neither good nor poor & Do not know	0	0.000%

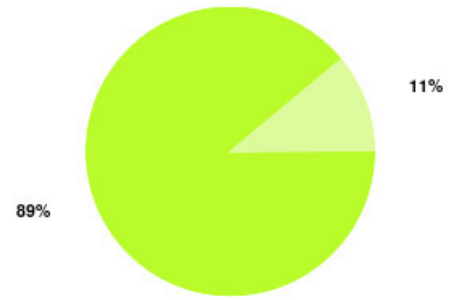


## Care Co-ordination Hub (247111) Summary

Number of responses: 9

Experience	Amount	Percentage
Very good	8	88.889%
Good	1	11.111%
Neither good nor poor	0	0.000%
Poor	0	0.000%
Very poor	0	0.000%
Do not know	0	0.000%

Very good Good Neither good nor poor Poor  
Very poor Do not know



Experience	Amount	Percentage
Very good & Good	9	100.000%
Very poor & Poor	0	0.000%
Neither good nor poor & Do not know	0	0.000%

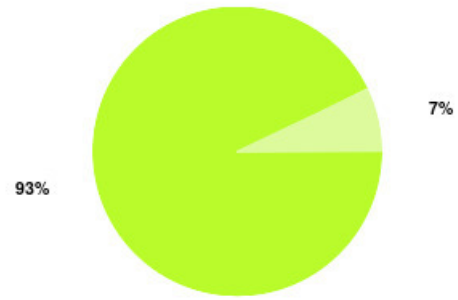


## Carers' Information and Support Service Summary

Number of responses: 42

Experience	Amount	Percentage
Very good	39	92.857%
Good	3	7.143%
Neither good nor poor	0	0.000%
Poor	0	0.000%
Very poor	0	0.000%
Do not know	0	0.000%

Very good Good Neither good nor poor Poor  
Very poor Do not know



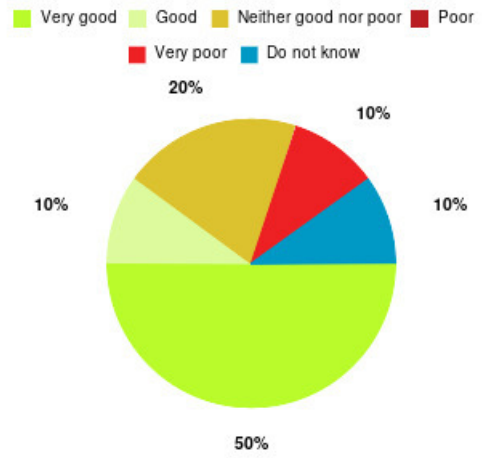
Experience	Amount	Percentage
Very good & Good	42	100.000%
Very poor & Poor	0	0.000%
Neither good nor poor & Do not know	0	0.000%



## CHPL - Bransholme Summary

Number of responses: 10

Experience	Amount	Percentage
Very good	5	50.000%
Good	1	10.000%
Neither good nor poor	2	20.000%
Poor	0	0.000%
Very poor	1	10.000%
Do not know	1	10.000%



Experience	Amount	Percentage
Very good & Good	6	60.000%
Very poor & Poor	1	10.000%
Neither good nor poor & Do not know	3	30.000%



**CHPL - Field View Surgery Summary**

Number of responses: 0

---

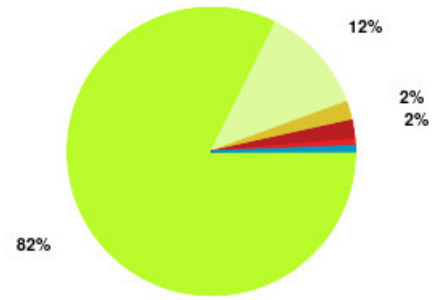


## CHPL - Southcoates Summary

Number of responses: 141

Experience	Amount	Percentage
Very good	116	82.270%
Good	17	12.057%
Neither good nor poor	3	2.128%
Poor	3	2.128%
Very poor	1	0.709%
Do not know	1	0.709%

■ Very good 
 ■ Good 
 ■ Neither good nor poor 
 ■ Poor 
 ■ Very poor 
 ■ Do not know



Experience	Amount	Percentage
Very good & Good	133	94.326%
Very poor & Poor	4	2.837%
Neither good nor poor & Do not know	4	2.837%



**Community Activity programme (SH) Summary**

Number of responses: 0

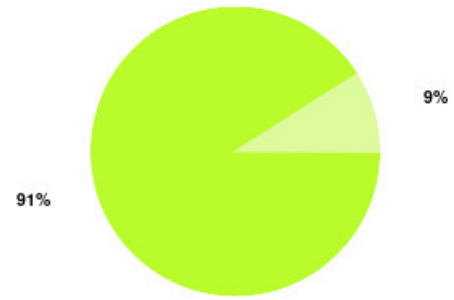
---

## Community Children's Nursing Services Summary

Number of responses: 33

Experience	Amount	Percentage
Very good	30	90.909%
Good	3	9.091%
Neither good nor poor	0	0.000%
Poor	0	0.000%
Very poor	0	0.000%
Do not know	0	0.000%

■ Very good
 ■ Good
 ■ Neither good nor poor
 ■ Poor
 ■ Very poor
 ■ Do not know



Experience	Amount	Percentage
Very good & Good	33	100.000%
Very poor & Poor	0	0.000%
Neither good nor poor & Do not know	0	0.000%



**Community Food Team (SH) Summary**

Number of responses: 0

---

# Community Heart Failure Nursing Service ER Summary

Number of responses: 1

Experience	Amount	Percentage
Very good	1	100.000%
Good	0	0.000%
Neither good nor poor	0	0.000%
Poor	0	0.000%
Very poor	0	0.000%
Do not know	0	0.000%

Very good Good Neither good nor poor Poor  
Very poor Do not know



Experience	Amount	Percentage
Very good & Good	1	100.000%
Very poor & Poor	0	0.000%
Neither good nor poor & Do not know	0	0.000%



# Community Heart Failure Nursing Service Hull Summary

Number of responses: 1

Experience	Amount	Percentage
Very good	1	100.000%
Good	0	0.000%
Neither good nor poor	0	0.000%
Poor	0	0.000%
Very poor	0	0.000%
Do not know	0	0.000%

Very good Good Neither good nor poor Poor  
Very poor Do not know



Experience	Amount	Percentage
Very good & Good	1	100.000%
Very poor & Poor	0	0.000%
Neither good nor poor & Do not know	0	0.000%

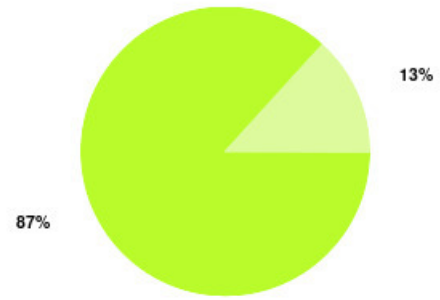


## Community Links Worker (Primary Care) Summary

Number of responses: 15

Experience	Amount	Percentage
Very good	13	86.667%
Good	2	13.333%
Neither good nor poor	0	0.000%
Poor	0	0.000%
Very poor	0	0.000%
Do not know	0	0.000%

■ Very good
 ■ Good
 ■ Neither good nor poor
 ■ Poor
 ■ Very poor
 ■ Do not know



Experience	Amount	Percentage
Very good & Good	15	100.000%
Very poor & Poor	0	0.000%
Neither good nor poor & Do not know	0	0.000%

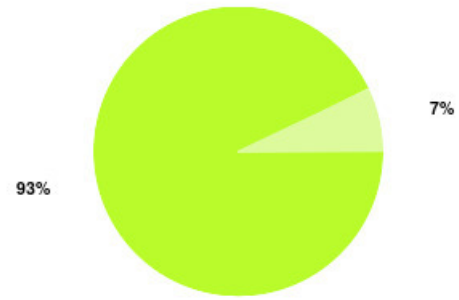


## Community Nursing (ER) Summary

Number of responses: 28

Experience	Amount	Percentage
Very good	26	92.857%
Good	2	7.143%
Neither good nor poor	0	0.000%
Poor	0	0.000%
Very poor	0	0.000%
Do not know	0	0.000%

Very good Good Neither good nor poor Poor  
Very poor Do not know



Experience	Amount	Percentage
Very good & Good	28	100.000%
Very poor & Poor	0	0.000%
Neither good nor poor & Do not know	0	0.000%



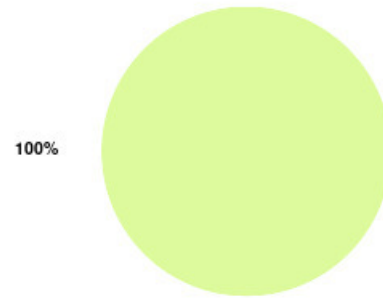


## Community Nursing (Hull) Summary

Number of responses: 1

Experience	Amount	Percentage
Very good	0	0.000%
Good	1	100.000%
Neither good nor poor	0	0.000%
Poor	0	0.000%
Very poor	0	0.000%
Do not know	0	0.000%

Very good Good Neither good nor poor Poor  
Very poor Do not know



Experience	Amount	Percentage
Very good & Good	1	100.000%
Very poor & Poor	0	0.000%
Neither good nor poor & Do not know	0	0.000%



**Community Nursing Cottingham Summary**

Number of responses: 0

---

## Community Nursing East (Hull) Summary

Number of responses: 3

Experience	Amount	Percentage
Very good	3	100.000%
Good	0	0.000%
Neither good nor poor	0	0.000%
Poor	0	0.000%
Very poor	0	0.000%
Do not know	0	0.000%

Very good Good Neither good nor poor Poor  
Very poor Do not know



Experience	Amount	Percentage
Very good & Good	3	100.000%
Very poor & Poor	0	0.000%
Neither good nor poor & Do not know	0	0.000%



**Community Nursing Haltemprice Summary**

Number of responses: 0

---

**Community Nursing Hedon Summary**

Number of responses: 0

---

## Community Nursing Holderness Summary

Number of responses: 0

---

**Community Nursing Hornsea Summary**

Number of responses: 0

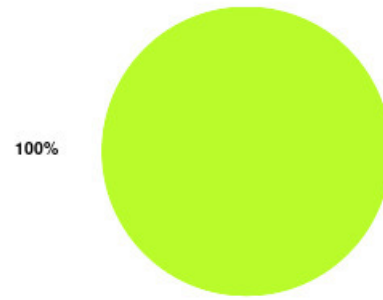
---

## Community Nursing Market Weighton Summary

Number of responses: 1

Experience	Amount	Percentage
Very good	1	100.000%
Good	0	0.000%
Neither good nor poor	0	0.000%
Poor	0	0.000%
Very poor	0	0.000%
Do not know	0	0.000%

Very good Good Neither good nor poor Poor  
Very poor Do not know



Experience	Amount	Percentage
Very good & Good	1	100.000%
Very poor & Poor	0	0.000%
Neither good nor poor & Do not know	0	0.000%





**Community Nursing North (Hull) Summary**

Number of responses: 0

---

**Community Nursing West (Hull) Summary**

Number of responses: 0

---

**Community Nursing Withernsea Summary**

Number of responses: 0

---

## Community Rehab - Physiotherapy & Occupational Therapy (Hull and ER) Summary

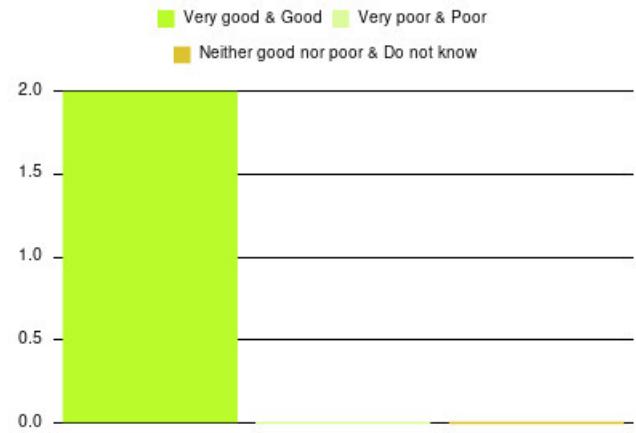
Number of responses: 2

Experience	Amount	Percentage
Very good	2	100.000%
Good	0	0.000%
Neither good nor poor	0	0.000%
Poor	0	0.000%
Very poor	0	0.000%
Do not know	0	0.000%

Very good Good Neither good nor poor Poor  
Very poor Do not know



Experience	Amount	Percentage
Very good & Good	2	100.000%
Very poor & Poor	0	0.000%
Neither good nor poor & Do not know	0	0.000%



## Community Rehab - Physiotherapy & Occupational Therapy (Hull) Summary

Number of responses: 3

Experience	Amount	Percentage
Very good	3	100.000%
Good	0	0.000%
Neither good nor poor	0	0.000%
Poor	0	0.000%
Very poor	0	0.000%
Do not know	0	0.000%

Very good Good Neither good nor poor Poor  
Very poor Do not know



Experience	Amount	Percentage
Very good & Good	3	100.000%
Very poor & Poor	0	0.000%
Neither good nor poor & Do not know	0	0.000%

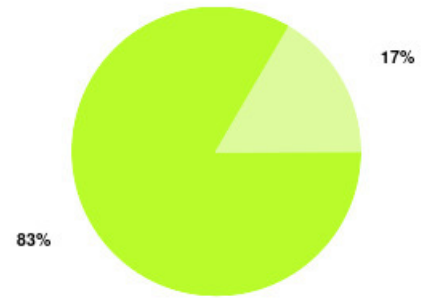


## Customer Services Summary

Number of responses: 6

Experience	Amount	Percentage
Very good	5	83.333%
Good	1	16.667%
Neither good nor poor	0	0.000%
Poor	0	0.000%
Very poor	0	0.000%
Do not know	0	0.000%

Very good Good Neither good nor poor Poor  
Very poor Do not know



Experience	Amount	Percentage
Very good & Good	6	100.000%
Very poor & Poor	0	0.000%
Neither good nor poor & Do not know	0	0.000%



## Deep Vein Thrombosis Summary

Number of responses: 52

Experience	Amount	Percentage
Very good	52	100.000%
Good	0	0.000%
Neither good nor poor	0	0.000%
Poor	0	0.000%
Very poor	0	0.000%
Do not know	0	0.000%

Very good Good Neither good nor poor Poor  
Very poor Do not know



Experience	Amount	Percentage
Very good & Good	52	100.000%
Very poor & Poor	0	0.000%
Neither good nor poor & Do not know	0	0.000%



## Dementia Service Summary

Number of responses: 0

---



## Dental - Beverley PDS Summary

Number of responses: 24

Experience	Amount	Percentage
Very good	24	100.000%
Good	0	0.000%
Neither good nor poor	0	0.000%
Poor	0	0.000%
Very poor	0	0.000%
Do not know	0	0.000%

Very good Good Neither good nor poor Poor  
Very poor Do not know



Experience	Amount	Percentage
Very good & Good	24	100.000%
Very poor & Poor	0	0.000%
Neither good nor poor & Do not know	0	0.000%



## Dental - Bridlington CDS Summary

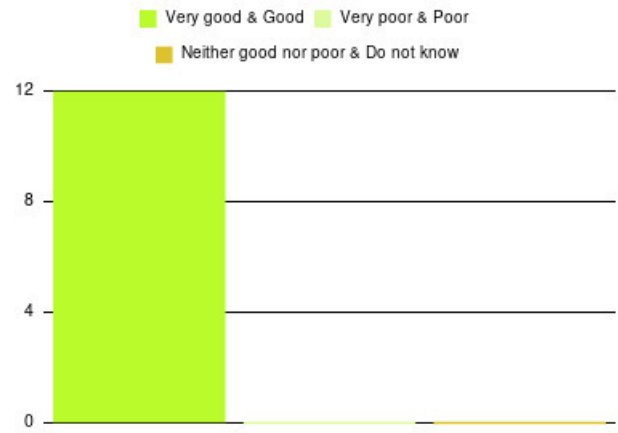
Number of responses: 12

Experience	Amount	Percentage
Very good	12	100.000%
Good	0	0.000%
Neither good nor poor	0	0.000%
Poor	0	0.000%
Very poor	0	0.000%
Do not know	0	0.000%

Very good Good Neither good nor poor Poor  
Very poor Do not know



Experience	Amount	Percentage
Very good & Good	12	100.000%
Very poor & Poor	0	0.000%
Neither good nor poor & Do not know	0	0.000%

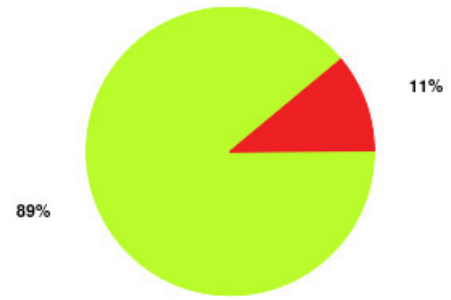


## Dental - Driffield PDS Summary

Number of responses: 9

Experience	Amount	Percentage
Very good	8	88.889%
Good	0	0.000%
Neither good nor poor	0	0.000%
Poor	0	0.000%
Very poor	1	11.111%
Do not know	0	0.000%

Very good Good Neither good nor poor Poor  
Very poor Do not know



Experience	Amount	Percentage
Very good & Good	8	88.889%
Very poor & Poor	1	11.111%
Neither good nor poor & Do not know	0	0.000%



## Dental - Goole CDS Summary

Number of responses: 3

Experience	Amount	Percentage
Very good	3	100.000%
Good	0	0.000%
Neither good nor poor	0	0.000%
Poor	0	0.000%
Very poor	0	0.000%
Do not know	0	0.000%

Very good Good Neither good nor poor Poor  
Very poor Do not know



Experience	Amount	Percentage
Very good & Good	3	100.000%
Very poor & Poor	0	0.000%
Neither good nor poor & Do not know	0	0.000%



## Dental - Goole PDS Summary

Number of responses: 5

Experience	Amount	Percentage
Very good	5	100.000%
Good	0	0.000%
Neither good nor poor	0	0.000%
Poor	0	0.000%
Very poor	0	0.000%
Do not know	0	0.000%

Very good Good Neither good nor poor Poor  
Very poor Do not know



Experience	Amount	Percentage
Very good & Good	5	100.000%
Very poor & Poor	0	0.000%
Neither good nor poor & Do not know	0	0.000%

Very good & Good Very poor & Poor  
Neither good nor poor & Do not know

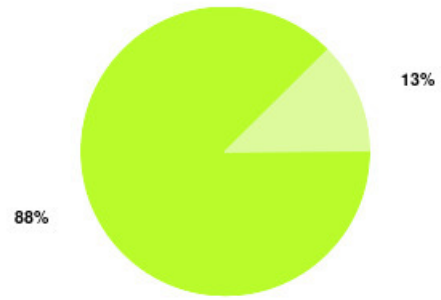


## Dental - Highlands CDS Summary

Number of responses: 24

Experience	Amount	Percentage
Very good	21	87.500%
Good	3	12.500%
Neither good nor poor	0	0.000%
Poor	0	0.000%
Very poor	0	0.000%
Do not know	0	0.000%

Very good Good Neither good nor poor Poor  
Very poor Do not know



Experience	Amount	Percentage
Very good & Good	24	100.000%
Very poor & Poor	0	0.000%
Neither good nor poor & Do not know	0	0.000%

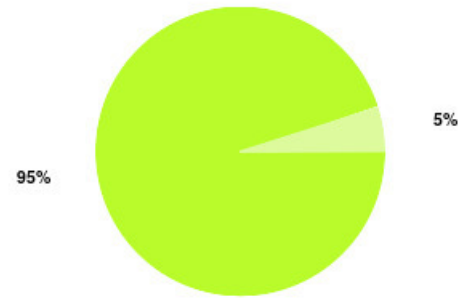


## Dental - Jameson Street PDS Summary

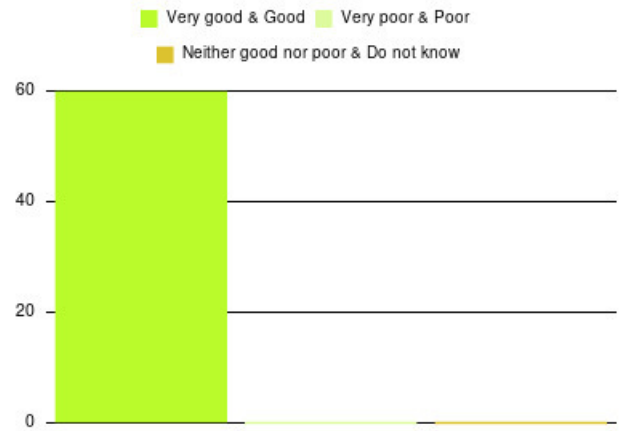
Number of responses: 60

Experience	Amount	Percentage
Very good	57	95.000%
Good	3	5.000%
Neither good nor poor	0	0.000%
Poor	0	0.000%
Very poor	0	0.000%
Do not know	0	0.000%

Very good Good Neither good nor poor Poor  
Very poor Do not know



Experience	Amount	Percentage
Very good & Good	60	100.000%
Very poor & Poor	0	0.000%
Neither good nor poor & Do not know	0	0.000%

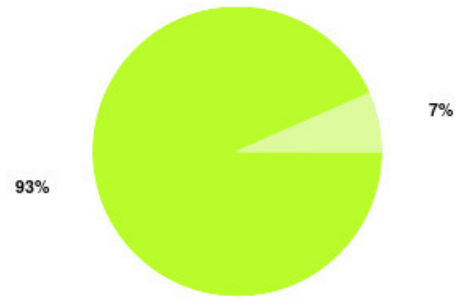


## Dental - Orchard Park CDS Summary

Number of responses: 15

Experience	Amount	Percentage
Very good	14	93.333%
Good	1	6.667%
Neither good nor poor	0	0.000%
Poor	0	0.000%
Very poor	0	0.000%
Do not know	0	0.000%

Very good Good Neither good nor poor Poor  
Very poor Do not know



Experience	Amount	Percentage
Very good & Good	15	100.000%
Very poor & Poor	0	0.000%
Neither good nor poor & Do not know	0	0.000%





## Dental - Withernsea PDS Summary

Number of responses: 9

Experience	Amount	Percentage
Very good	9	100.000%
Good	0	0.000%
Neither good nor poor	0	0.000%
Poor	0	0.000%
Very poor	0	0.000%
Do not know	0	0.000%

Very good Good Neither good nor poor Poor  
Very poor Do not know



Experience	Amount	Percentage
Very good & Good	9	100.000%
Very poor & Poor	0	0.000%
Neither good nor poor & Do not know	0	0.000%



## Diabetes Podiatry Summary

Number of responses: 0

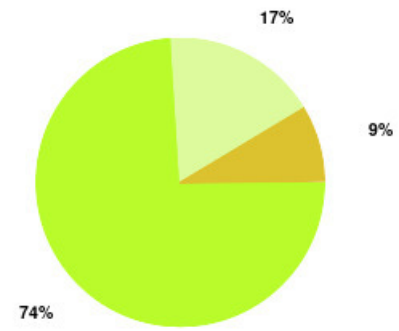
---

## Diabetes Service (East Riding) Summary

Number of responses: 23

Experience	Amount	Percentage
Very good	17	73.913%
Good	4	17.391%
Neither good nor poor	2	8.696%
Poor	0	0.000%
Very poor	0	0.000%
Do not know	0	0.000%

■ Very good  
 ■ Good  
 ■ Neither good nor poor  
 ■ Poor  
■ Very poor  
 ■ Do not know



Experience	Amount	Percentage
Very good & Good	21	91.304%
Very poor & Poor	0	0.000%
Neither good nor poor & Do not know	2	8.696%

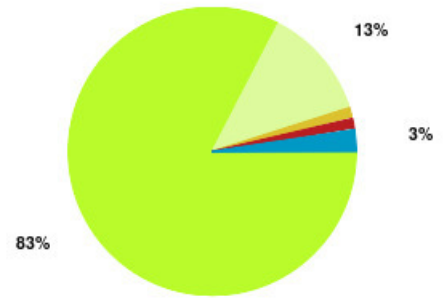


## Dietetics (Hull and East Riding) Summary

Number of responses: 80

Experience	Amount	Percentage
Very good	66	82.500%
Good	10	12.500%
Neither good nor poor	1	1.250%
Poor	1	1.250%
Very poor	0	0.000%
Do not know	2	2.500%

■ Very good
 ■ Good
 ■ Neither good nor poor
 ■ Poor
 ■ Very poor
 ■ Do not know



Experience	Amount	Percentage
Very good & Good	76	95.000%
Very poor & Poor	1	1.250%
Neither good nor poor & Do not know	3	3.750%



**Dietetics (Hull) Summary**

Number of responses: 0

---

**Digital Prescriber Summary**

Number of responses: 0

---

**Digital support worker - Primary Care Summary**

Number of responses: 0

---

**East Riding Fracture Liaison Service Summary**

Number of responses: 0

---



**East Riding Frailty Team Summary**

Number of responses: 0

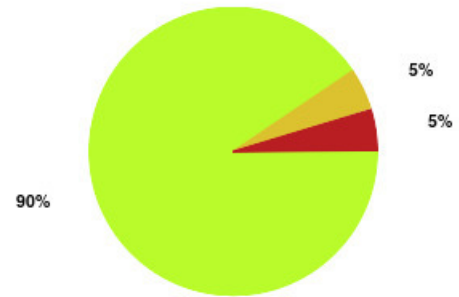
---

## Eating Disorders Summary

Number of responses: 21

Experience	Amount	Percentage
Very good	19	90.476%
Good	0	0.000%
Neither good nor poor	1	4.762%
Poor	1	4.762%
Very poor	0	0.000%
Do not know	0	0.000%

Very good Good Neither good nor poor Poor  
Very poor Do not know



Experience	Amount	Percentage
Very good & Good	19	90.476%
Very poor & Poor	1	4.762%
Neither good nor poor & Do not know	1	4.762%



## EMPOWER Summary

Number of responses: 3

Experience	Amount	Percentage
Very good	3	100.000%
Good	0	0.000%
Neither good nor poor	0	0.000%
Poor	0	0.000%
Very poor	0	0.000%
Do not know	0	0.000%

Very good Good Neither good nor poor Poor  
Very poor Do not know



Experience	Amount	Percentage
Very good & Good	3	100.000%
Very poor & Poor	0	0.000%
Neither good nor poor & Do not know	0	0.000%

Very good & Good Very poor & Poor  
Neither good nor poor & Do not know



## Exploring Opportunities Summary

Number of responses: 0

---

## Falls Team (East Riding) Summary

Number of responses: 1

Experience	Amount	Percentage
Very good	1	100.000%
Good	0	0.000%
Neither good nor poor	0	0.000%
Poor	0	0.000%
Very poor	0	0.000%
Do not know	0	0.000%

Very good Good Neither good nor poor Poor  
Very poor Do not know



Experience	Amount	Percentage
Very good & Good	1	100.000%
Very poor & Poor	0	0.000%
Neither good nor poor & Do not know	0	0.000%

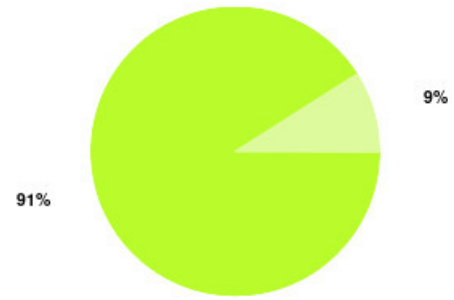


## Falls Team (Hull and East Riding) Summary

Number of responses: 11

Experience	Amount	Percentage
Very good	10	90.909%
Good	1	9.091%
Neither good nor poor	0	0.000%
Poor	0	0.000%
Very poor	0	0.000%
Do not know	0	0.000%

■ Very good
 ■ Good
 ■ Neither good nor poor
 ■ Poor
 ■ Very poor
 ■ Do not know



Experience	Amount	Percentage
Very good & Good	11	100.000%
Very poor & Poor	0	0.000%
Neither good nor poor & Do not know	0	0.000%



**Fit4All Team (SH) Summary**

Number of responses: 0

---

# Gardening group Summary

Number of responses: 0

---



## Gastroenterology Summary

Number of responses: 0

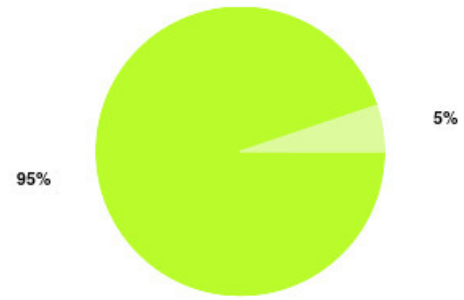
---

## Goole UTC Summary

Number of responses: 19

Experience	Amount	Percentage
Very good	18	94.737%
Good	1	5.263%
Neither good nor poor	0	0.000%
Poor	0	0.000%
Very poor	0	0.000%
Do not know	0	0.000%

Very good Good Neither good nor poor Poor  
Very poor Do not know



Experience	Amount	Percentage
Very good & Good	19	100.000%
Very poor & Poor	0	0.000%
Neither good nor poor & Do not know	0	0.000%

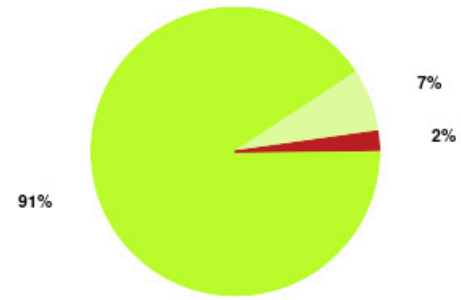


## GP - East Park Surgery Summary

Number of responses: 43

Experience	Amount	Percentage
Very good	39	90.698%
Good	3	6.977%
Neither good nor poor	0	0.000%
Poor	1	2.326%
Very poor	0	0.000%
Do not know	0	0.000%

■ Very good
 ■ Good
 ■ Neither good nor poor
 ■ Poor
 ■ Very poor
 ■ Do not know



Experience	Amount	Percentage
Very good & Good	42	97.674%
Very poor & Poor	1	2.326%
Neither good nor poor & Do not know	0	0.000%

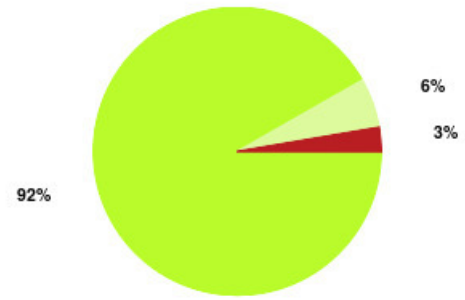


## GP – Riverside Practice Summary

Number of responses: 36

Experience	Amount	Percentage
Very good	33	91.667%
Good	2	5.556%
Neither good nor poor	0	0.000%
Poor	1	2.778%
Very poor	0	0.000%
Do not know	0	0.000%

■ Very good  
 ■ Good  
 ■ Neither good nor poor  
 ■ Poor  
■ Very poor  
 ■ Do not know



Experience	Amount	Percentage
Very good & Good	35	97.222%
Very poor & Poor	1	2.778%
Neither good nor poor & Do not know	0	0.000%

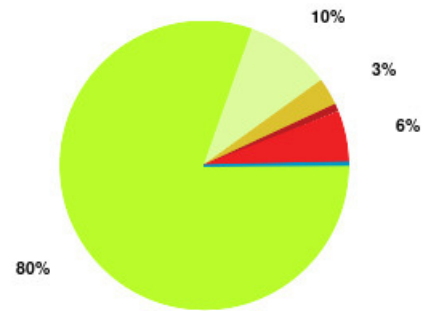


## GP – The Quays Summary

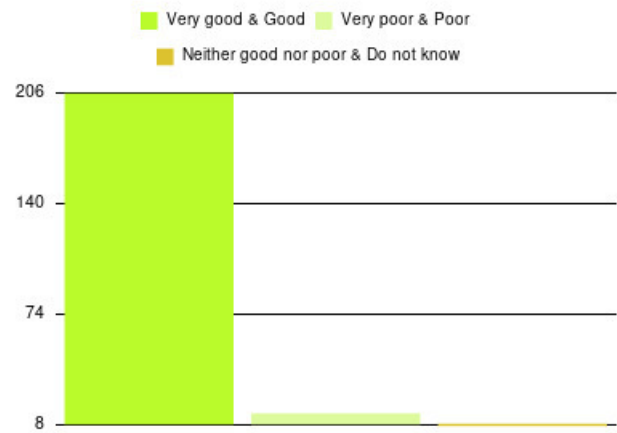
Number of responses: 229

Experience	Amount	Percentage
Very good	184	80.349%
Good	22	9.607%
Neither good nor poor	7	3.057%
Poor	2	0.873%
Very poor	13	5.677%
Do not know	1	0.437%

■ Very good
 ■ Good
 ■ Neither good nor poor
 ■ Poor
 ■ Very poor
 ■ Do not know



Experience	Amount	Percentage
Very good & Good	206	89.956%
Very poor & Poor	15	6.550%
Neither good nor poor & Do not know	8	3.493%

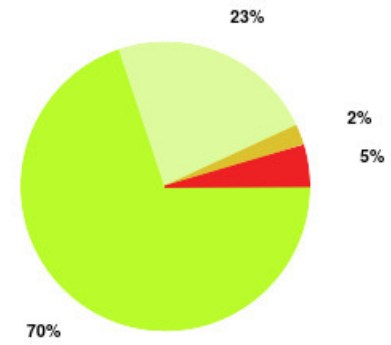


## Health & Lifestyle Practitioners (Primary Care) Hull Summary

Number of responses: 43

Experience	Amount	Percentage
Very good	30	69.767%
Good	10	23.256%
Neither good nor poor	1	2.326%
Poor	0	0.000%
Very poor	2	4.651%
Do not know	0	0.000%

■ Very good
 ■ Good
 ■ Neither good nor poor
 ■ Poor
 ■ Very poor
 ■ Do not know



Experience	Amount	Percentage
Very good & Good	40	93.023%
Very poor & Poor	2	4.651%
Neither good nor poor & Do not know	1	2.326%



**Health Checks (SH) Summary**

Number of responses: 0

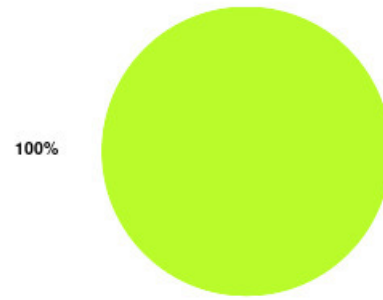
---

## Health Trainers (inc Social Prescribing) SH Summary

Number of responses: 6

Experience	Amount	Percentage
Very good	6	100.000%
Good	0	0.000%
Neither good nor poor	0	0.000%
Poor	0	0.000%
Very poor	0	0.000%
Do not know	0	0.000%

Very good Good Neither good nor poor Poor  
Very poor Do not know



Experience	Amount	Percentage
Very good & Good	6	100.000%
Very poor & Poor	0	0.000%
Neither good nor poor & Do not know	0	0.000%





## Healthy Hearts Summary

Number of responses: 10

Experience	Amount	Percentage
Very good	10	100.000%
Good	0	0.000%
Neither good nor poor	0	0.000%
Poor	0	0.000%
Very poor	0	0.000%
Do not know	0	0.000%

Very good Good Neither good nor poor Poor  
Very poor Do not know



Experience	Amount	Percentage
Very good & Good	10	100.000%
Very poor & Poor	0	0.000%
Neither good nor poor & Do not know	0	0.000%



**Healthy St Helens Summary**

Number of responses: 0

---

## Holderness ICC Summary

Number of responses: 2

Experience	Amount	Percentage
Very good	2	100.000%
Good	0	0.000%
Neither good nor poor	0	0.000%
Poor	0	0.000%
Very poor	0	0.000%
Do not know	0	0.000%

Very good Good Neither good nor poor Poor  
Very poor Do not know



Experience	Amount	Percentage
Very good & Good	2	100.000%
Very poor & Poor	0	0.000%
Neither good nor poor & Do not know	0	0.000%



## Home Oxygen Service (East Riding) Summary

Number of responses: 7

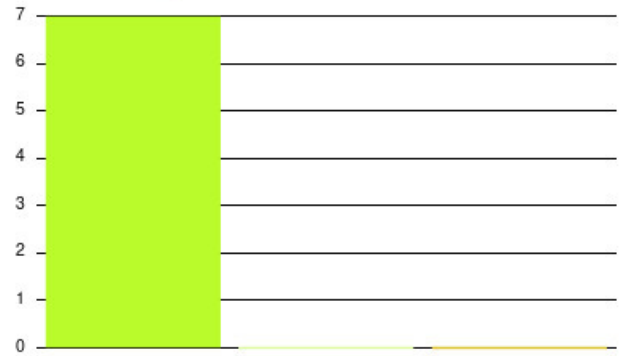
Experience	Amount	Percentage
Very good	7	100.000%
Good	0	0.000%
Neither good nor poor	0	0.000%
Poor	0	0.000%
Very poor	0	0.000%
Do not know	0	0.000%

Very good Good Neither good nor poor Poor  
Very poor Do not know



Experience	Amount	Percentage
Very good & Good	7	100.000%
Very poor & Poor	0	0.000%
Neither good nor poor & Do not know	0	0.000%

Very good & Good Very poor & Poor  
Neither good nor poor & Do not know



## Home Oxygen Service (Hull) Summary

Number of responses: 3

Experience	Amount	Percentage
Very good	3	100.000%
Good	0	0.000%
Neither good nor poor	0	0.000%
Poor	0	0.000%
Very poor	0	0.000%
Do not know	0	0.000%

Very good Good Neither good nor poor Poor  
Very poor Do not know



Experience	Amount	Percentage
Very good & Good	3	100.000%
Very poor & Poor	0	0.000%
Neither good nor poor & Do not know	0	0.000%

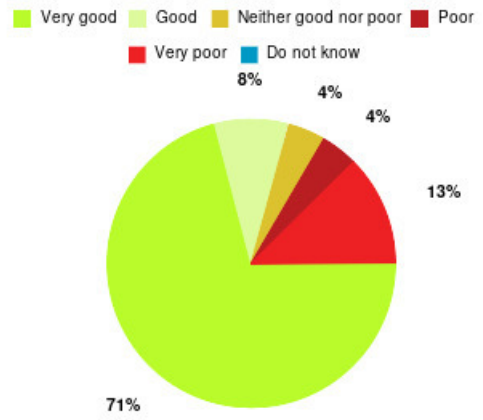
Very good & Good Very poor & Poor  
Neither good nor poor & Do not know



## HRI UTC Summary

Number of responses: 24

Experience	Amount	Percentage
Very good	17	70.833%
Good	2	8.333%
Neither good nor poor	1	4.167%
Poor	1	4.167%
Very poor	3	12.500%
Do not know	0	0.000%



Experience	Amount	Percentage
Very good & Good	19	79.167%
Very poor & Poor	4	16.667%
Neither good nor poor & Do not know	1	4.167%



**Hull and East Riding Accelerated Lower Limb (HEAL) Pathway Summary**

Number of responses: 0

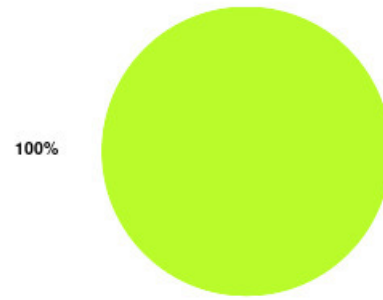
---

## Hull and ER Fracture Liaison Service Summary

Number of responses: 1

Experience	Amount	Percentage
Very good	1	100.000%
Good	0	0.000%
Neither good nor poor	0	0.000%
Poor	0	0.000%
Very poor	0	0.000%
Do not know	0	0.000%

Very good Good Neither good nor poor Poor  
Very poor Do not know



Experience	Amount	Percentage
Very good & Good	1	100.000%
Very poor & Poor	0	0.000%
Neither good nor poor & Do not know	0	0.000%





**Hull Complex Wounds Summary**

Number of responses: 0

---

## Hull First Falls Summary

Number of responses: 18

Experience	Amount	Percentage
Very good	18	100.000%
Good	0	0.000%
Neither good nor poor	0	0.000%
Poor	0	0.000%
Very poor	0	0.000%
Do not know	0	0.000%

Very good Good Neither good nor poor Poor  
Very poor Do not know



Experience	Amount	Percentage
Very good & Good	18	100.000%
Very poor & Poor	0	0.000%
Neither good nor poor & Do not know	0	0.000%



## Infant Feeding Service (SH) Summary

Number of responses: 23

Experience	Amount	Percentage
Very good	23	100.000%
Good	0	0.000%
Neither good nor poor	0	0.000%
Poor	0	0.000%
Very poor	0	0.000%
Do not know	0	0.000%

Very good Good Neither good nor poor Poor  
Very poor Do not know



Experience	Amount	Percentage
Very good & Good	23	100.000%
Very poor & Poor	0	0.000%
Neither good nor poor & Do not know	0	0.000%

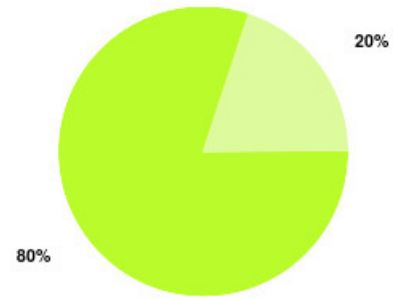


## Intermediate Care - Hull & ER Community Team Summary

Number of responses: 5

Experience	Amount	Percentage
Very good	4	80.000%
Good	1	20.000%
Neither good nor poor	0	0.000%
Poor	0	0.000%
Very poor	0	0.000%
Do not know	0	0.000%

■ Very good
 ■ Good
 ■ Neither good nor poor
 ■ Poor
 ■ Very poor
 ■ Do not know



Experience	Amount	Percentage
Very good & Good	5	100.000%
Very poor & Poor	0	0.000%
Neither good nor poor & Do not know	0	0.000%

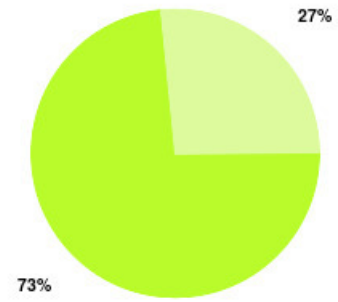


## Intermediate Care bedded unit - ERCH Summary

Number of responses: 15

Experience	Amount	Percentage
Very good	11	73.333%
Good	4	26.667%
Neither good nor poor	0	0.000%
Poor	0	0.000%
Very poor	0	0.000%
Do not know	0	0.000%

Very good Good Neither good nor poor Poor  
Very poor Do not know



Experience	Amount	Percentage
Very good & Good	15	100.000%
Very poor & Poor	0	0.000%
Neither good nor poor & Do not know	0	0.000%



## Intermediate Care bedded unit - Highfield Summary

Number of responses: 1

Experience	Amount	Percentage
Very good	1	100.000%
Good	0	0.000%
Neither good nor poor	0	0.000%
Poor	0	0.000%
Very poor	0	0.000%
Do not know	0	0.000%

Very good Good Neither good nor poor Poor  
Very poor Do not know



Experience	Amount	Percentage
Very good & Good	1	100.000%
Very poor & Poor	0	0.000%
Neither good nor poor & Do not know	0	0.000%



## Intermediate Care bedded unit - Holyname Summary

Number of responses: 2

Experience	Amount	Percentage
Very good	2	100.000%
Good	0	0.000%
Neither good nor poor	0	0.000%
Poor	0	0.000%
Very poor	0	0.000%
Do not know	0	0.000%

Very good Good Neither good nor poor Poor  
Very poor Do not know



Experience	Amount	Percentage
Very good & Good	2	100.000%
Very poor & Poor	0	0.000%
Neither good nor poor & Do not know	0	0.000%

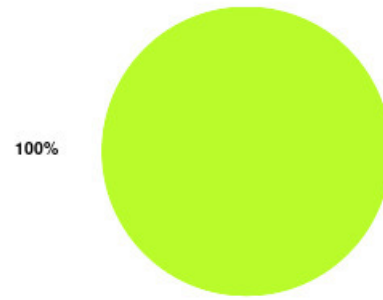


## Intermediate Care bedded unit - Rossmore Summary

Number of responses: 4

Experience	Amount	Percentage
Very good	4	100.000%
Good	0	0.000%
Neither good nor poor	0	0.000%
Poor	0	0.000%
Very poor	0	0.000%
Do not know	0	0.000%

Very good Good Neither good nor poor Poor  
Very poor Do not know



Experience	Amount	Percentage
Very good & Good	4	100.000%
Very poor & Poor	0	0.000%
Neither good nor poor & Do not know	0	0.000%

Very good & Good Very poor & Poor  
Neither good nor poor & Do not know



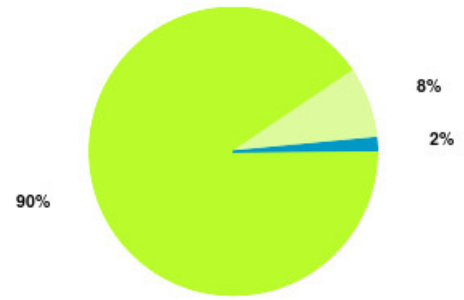


## Jean Bishop ICC Summary

Number of responses: 63

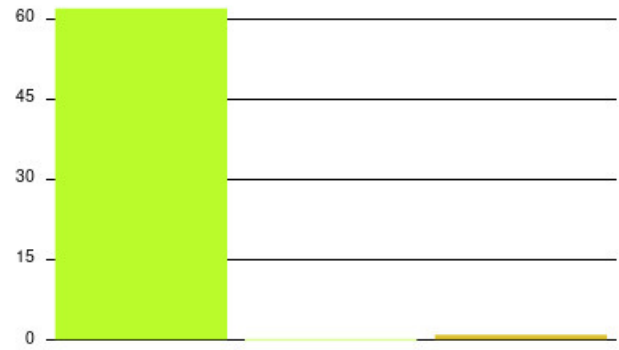
Experience	Amount	Percentage
Very good	57	90.476%
Good	5	7.937%
Neither good nor poor	0	0.000%
Poor	0	0.000%
Very poor	0	0.000%
Do not know	1	1.587%

Very good Good Neither good nor poor Poor  
Very poor Do not know



Experience	Amount	Percentage
Very good & Good	62	98.413%
Very poor & Poor	0	0.000%
Neither good nor poor & Do not know	1	1.587%

Very good & Good Very poor & Poor  
Neither good nor poor & Do not know

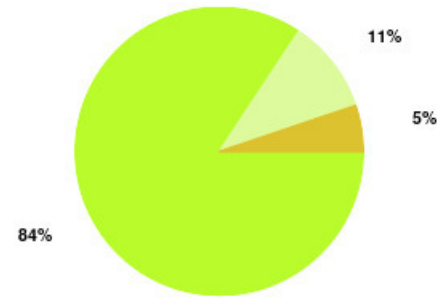


## Let's Talk (Hull) Summary

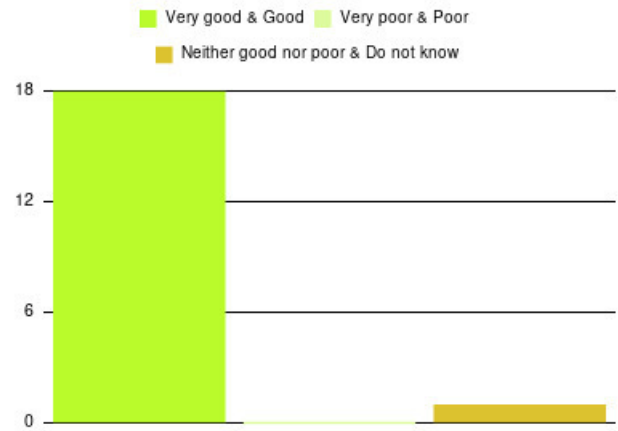
Number of responses: 19

Experience	Amount	Percentage
Very good	16	84.211%
Good	2	10.526%
Neither good nor poor	1	5.263%
Poor	0	0.000%
Very poor	0	0.000%
Do not know	0	0.000%

Very good Good Neither good nor poor Poor  
Very poor Do not know



Experience	Amount	Percentage
Very good & Good	18	94.737%
Very poor & Poor	0	0.000%
Neither good nor poor & Do not know	1	5.263%



**Let's Talk - Cruse Summary**

Number of responses: 0

---

## Let's Talk - Employment Advisors Summary

Number of responses: 9

Experience	Amount	Percentage
Very good	9	100.000%
Good	0	0.000%
Neither good nor poor	0	0.000%
Poor	0	0.000%
Very poor	0	0.000%
Do not know	0	0.000%

Very good Good Neither good nor poor Poor  
Very poor Do not know



Experience	Amount	Percentage
Very good & Good	9	100.000%
Very poor & Poor	0	0.000%
Neither good nor poor & Do not know	0	0.000%

Very good & Good Very poor & Poor  
Neither good nor poor & Do not know

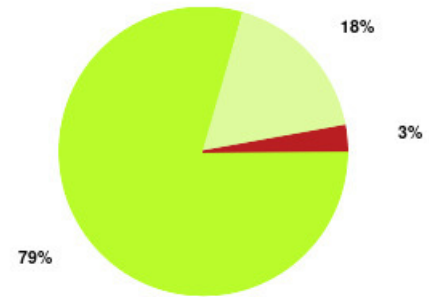


## Let's Talk - Focus Counselling Summary

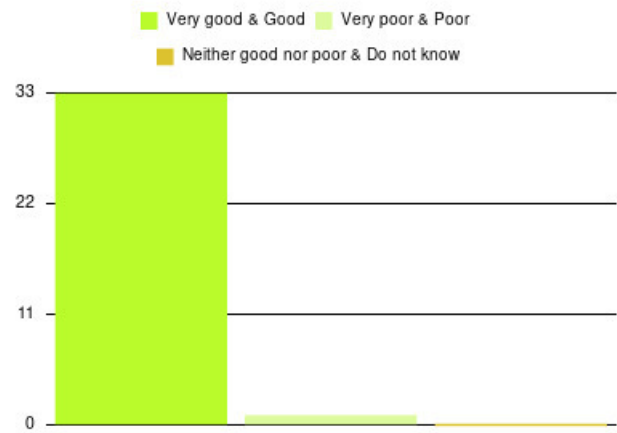
Number of responses: 34

Experience	Amount	Percentage
Very good	27	79.412%
Good	6	17.647%
Neither good nor poor	0	0.000%
Poor	1	2.941%
Very poor	0	0.000%
Do not know	0	0.000%

Very good Good Neither good nor poor Poor  
Very poor Do not know



Experience	Amount	Percentage
Very good & Good	33	97.059%
Very poor & Poor	1	2.941%
Neither good nor poor & Do not know	0	0.000%



## Let's Talk - Good Day Therapy Summary

Number of responses: 2

Experience	Amount	Percentage
Very good	2	100.000%
Good	0	0.000%
Neither good nor poor	0	0.000%
Poor	0	0.000%
Very poor	0	0.000%
Do not know	0	0.000%

Very good Good Neither good nor poor Poor  
Very poor Do not know



Experience	Amount	Percentage
Very good & Good	2	100.000%
Very poor & Poor	0	0.000%
Neither good nor poor & Do not know	0	0.000%



**Let's Talk - HEY Mind Summary**

Number of responses: 0

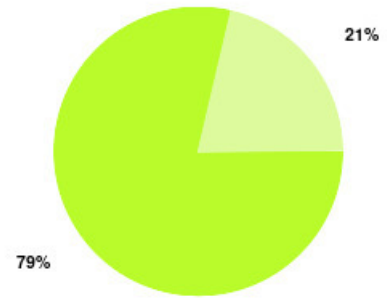
---

## Let's Talk - House of Light Summary

Number of responses: 14

Experience	Amount	Percentage
Very good	11	78.571%
Good	3	21.429%
Neither good nor poor	0	0.000%
Poor	0	0.000%
Very poor	0	0.000%
Do not know	0	0.000%

Very good Good Neither good nor poor Poor  
Very poor Do not know



Experience	Amount	Percentage
Very good & Good	14	100.000%
Very poor & Poor	0	0.000%
Neither good nor poor & Do not know	0	0.000%





**Let's Talk - Joan Pickard Ltd Summary**

Number of responses: 0

---

**Let's Talk - Relate Summary**

Number of responses: 0

---

**Let's Talk - S2BH Summary**

Number of responses: 0

---

## Let's Talk - Temenos Summary

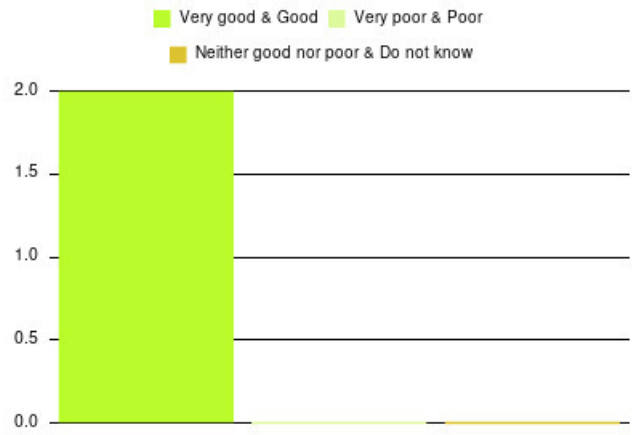
Number of responses: 2

Experience	Amount	Percentage
Very good	2	100.000%
Good	0	0.000%
Neither good nor poor	0	0.000%
Poor	0	0.000%
Very poor	0	0.000%
Do not know	0	0.000%

Very good Good Neither good nor poor Poor  
Very poor Do not know



Experience	Amount	Percentage
Very good & Good	2	100.000%
Very poor & Poor	0	0.000%
Neither good nor poor & Do not know	0	0.000%



## Lifestyle Referral (SH) Summary

Number of responses: 4

Experience	Amount	Percentage
Very good	4	100.000%
Good	0	0.000%
Neither good nor poor	0	0.000%
Poor	0	0.000%
Very poor	0	0.000%
Do not know	0	0.000%

Very good Good Neither good nor poor Poor  
Very poor Do not know



Experience	Amount	Percentage
Very good & Good	4	100.000%
Very poor & Poor	0	0.000%
Neither good nor poor & Do not know	0	0.000%

Very good & Good Very poor & Poor  
Neither good nor poor & Do not know



# Liverpool Stop Smoking Service Summary

Number of responses: 19

Experience	Amount	Percentage
Very good	19	100.000%
Good	0	0.000%
Neither good nor poor	0	0.000%
Poor	0	0.000%
Very poor	0	0.000%
Do not know	0	0.000%

Very good Good Neither good nor poor Poor  
Very poor Do not know



Experience	Amount	Percentage
Very good & Good	19	100.000%
Very poor & Poor	0	0.000%
Neither good nor poor & Do not know	0	0.000%



**Local Outbreak Team Summary**

Number of responses: 0

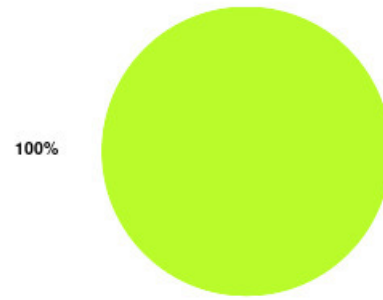
---

## Looked After Children Summary

Number of responses: 3

Experience	Amount	Percentage
Very good	3	100.000%
Good	0	0.000%
Neither good nor poor	0	0.000%
Poor	0	0.000%
Very poor	0	0.000%
Do not know	0	0.000%

Very good Good Neither good nor poor Poor  
Very poor Do not know



Experience	Amount	Percentage
Very good & Good	3	100.000%
Very poor & Poor	0	0.000%
Neither good nor poor & Do not know	0	0.000%

Very good & Good Very poor & Poor  
Neither good nor poor & Do not know





## Lymphoedema Summary

Number of responses: 4

Experience	Amount	Percentage
Very good	4	100.000%
Good	0	0.000%
Neither good nor poor	0	0.000%
Poor	0	0.000%
Very poor	0	0.000%
Do not know	0	0.000%

Very good Good Neither good nor poor Poor  
Very poor Do not know



Experience	Amount	Percentage
Very good & Good	4	100.000%
Very poor & Poor	0	0.000%
Neither good nor poor & Do not know	0	0.000%

Very good & Good Very poor & Poor  
Neither good nor poor & Do not know



**Lymphoedema (East Riding) Summary**

Number of responses: 0

---

## ME/CFS Summary

Number of responses: 10

Experience	Amount	Percentage
Very good	10	100.000%
Good	0	0.000%
Neither good nor poor	0	0.000%
Poor	0	0.000%
Very poor	0	0.000%
Do not know	0	0.000%

Very good Good Neither good nor poor Poor  
Very poor Do not know



Experience	Amount	Percentage
Very good & Good	10	100.000%
Very poor & Poor	0	0.000%
Neither good nor poor & Do not know	0	0.000%



**Medicines Management - Care Home Service Summary**

Number of responses: 0

---

**Mental Health Team (SH) Summary**

Number of responses: 0

---

## MSK Physiotherapy Summary

Number of responses: 0

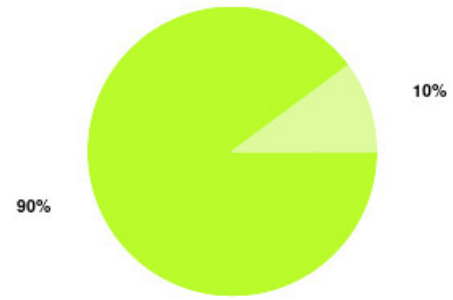
---

## MSK Physiotherapy - Alfred Bean Hospital Summary

Number of responses: 88

Experience	Amount	Percentage
Very good	79	89.773%
Good	9	10.227%
Neither good nor poor	0	0.000%
Poor	0	0.000%
Very poor	0	0.000%
Do not know	0	0.000%

■ Very good
 ■ Good
 ■ Neither good nor poor
 ■ Poor
 ■ Very poor
 ■ Do not know



Experience	Amount	Percentage
Very good & Good	88	100.000%
Very poor & Poor	0	0.000%
Neither good nor poor & Do not know	0	0.000%

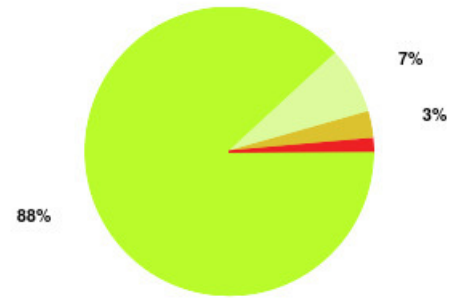


# MSK Physiotherapy - Bridlington Hospital Summary

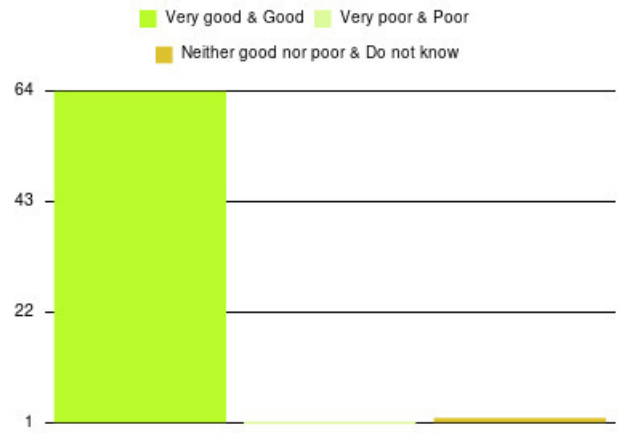
Number of responses: 67

Experience	Amount	Percentage
Very good	59	88.060%
Good	5	7.463%
Neither good nor poor	2	2.985%
Poor	0	0.000%
Very poor	1	1.493%
Do not know	0	0.000%

■ Very good 
 ■ Good 
 ■ Neither good nor poor 
 ■ Poor 
 ■ Very poor 
 ■ Do not know



Experience	Amount	Percentage
Very good & Good	64	95.522%
Very poor & Poor	1	1.493%
Neither good nor poor & Do not know	2	2.985%



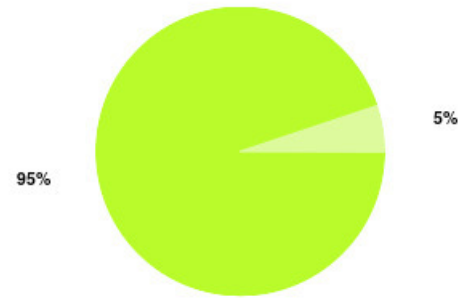


# MSK Physiotherapy - East Riding Community Hospital Summary

Number of responses: 115

Experience	Amount	Percentage
Very good	109	94.783%
Good	6	5.217%
Neither good nor poor	0	0.000%
Poor	0	0.000%
Very poor	0	0.000%
Do not know	0	0.000%

■ Very good 
 ■ Good 
 ■ Neither good nor poor 
 ■ Poor 
 ■ Very poor 
 ■ Do not know



Experience	Amount	Percentage
Very good & Good	115	100.000%
Very poor & Poor	0	0.000%
Neither good nor poor & Do not know	0	0.000%

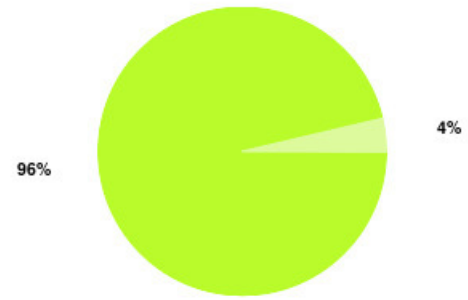


## MSK Physiotherapy - Goole & District Hospital Summary

Number of responses: 53

Experience	Amount	Percentage
Very good	51	96.226%
Good	2	3.774%
Neither good nor poor	0	0.000%
Poor	0	0.000%
Very poor	0	0.000%
Do not know	0	0.000%

■ Very good
 ■ Good
 ■ Neither good nor poor
 ■ Poor
 ■ Very poor
 ■ Do not know



Experience	Amount	Percentage
Very good & Good	53	100.000%
Very poor & Poor	0	0.000%
Neither good nor poor & Do not know	0	0.000%

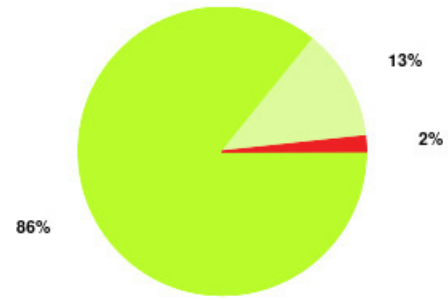


## MSK Physiotherapy - Hessele Health Centre Summary

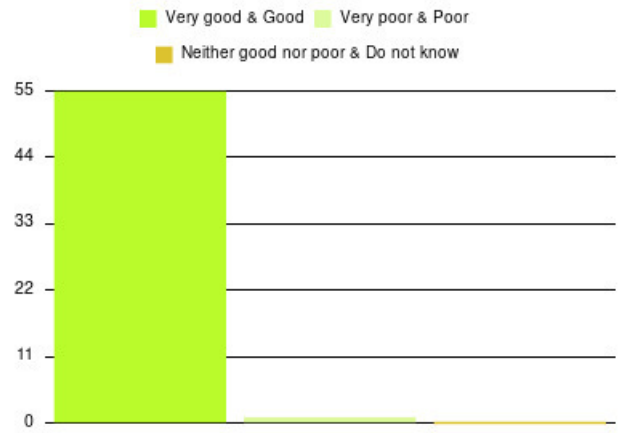
Number of responses: 56

Experience	Amount	Percentage
Very good	48	85.714%
Good	7	12.500%
Neither good nor poor	0	0.000%
Poor	0	0.000%
Very poor	1	1.786%
Do not know	0	0.000%

■ Very good
 ■ Good
 ■ Neither good nor poor
 ■ Poor
 ■ Very poor
 ■ Do not know



Experience	Amount	Percentage
Very good & Good	55	98.214%
Very poor & Poor	1	1.786%
Neither good nor poor & Do not know	0	0.000%

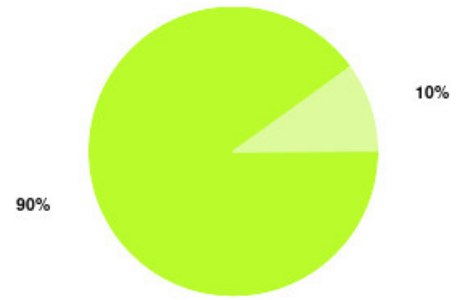


# MSK Physiotherapy - Hornsea Cottage Hospital Summary

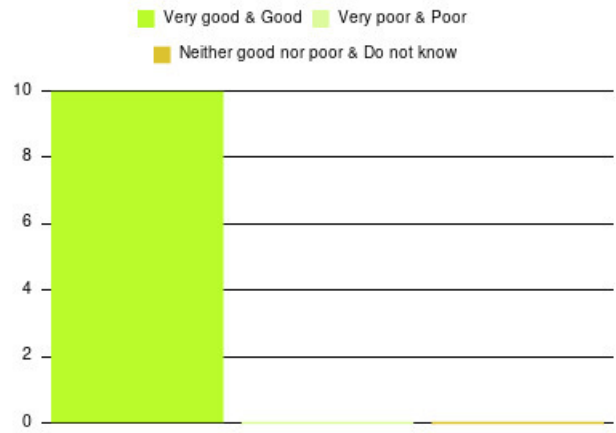
Number of responses: 10

Experience	Amount	Percentage
Very good	9	90.000%
Good	1	10.000%
Neither good nor poor	0	0.000%
Poor	0	0.000%
Very poor	0	0.000%
Do not know	0	0.000%

Very good Good Neither good nor poor Poor  
Very poor Do not know



Experience	Amount	Percentage
Very good & Good	10	100.000%
Very poor & Poor	0	0.000%
Neither good nor poor & Do not know	0	0.000%

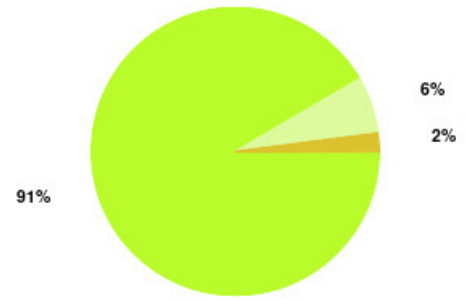


## MSK Physiotherapy - Telehealth Summary

Number of responses: 47

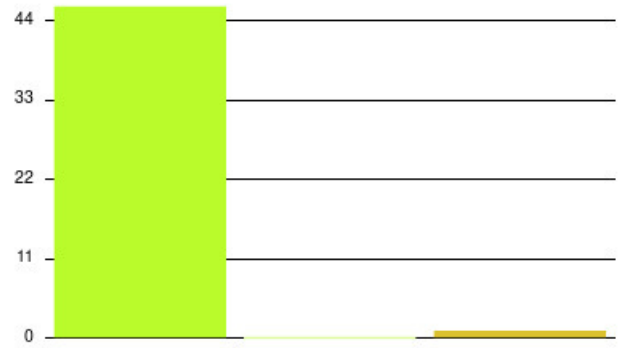
Experience	Amount	Percentage
Very good	43	91.489%
Good	3	6.383%
Neither good nor poor	1	2.128%
Poor	0	0.000%
Very poor	0	0.000%
Do not know	0	0.000%

■ Very good 
 ■ Good 
 ■ Neither good nor poor 
 ■ Poor 
 ■ Very poor 
 ■ Do not know



Experience	Amount	Percentage
Very good & Good	46	97.872%
Very poor & Poor	0	0.000%
Neither good nor poor & Do not know	1	2.128%

■ Very good & Good 
 ■ Very poor & Poor 
 ■ Neither good nor poor & Do not know

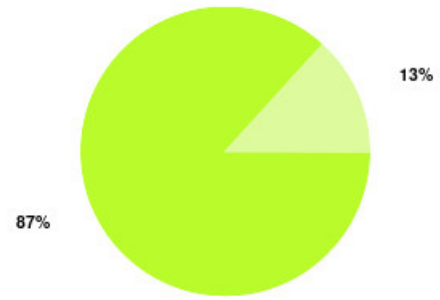


## MSK Physiotherapy - Withernsea Hospital Summary

Number of responses: 15

Experience	Amount	Percentage
Very good	13	86.667%
Good	2	13.333%
Neither good nor poor	0	0.000%
Poor	0	0.000%
Very poor	0	0.000%
Do not know	0	0.000%

Very good Good Neither good nor poor Poor  
Very poor Do not know



Experience	Amount	Percentage
Very good & Good	15	100.000%
Very poor & Poor	0	0.000%
Neither good nor poor & Do not know	0	0.000%



## Night Care Service (EOL) Summary

Number of responses: 0

---

**OccWellbeing Summary**

Number of responses: 0

---



## Oral Health (SH) Summary

Number of responses: 4

Experience	Amount	Percentage
Very good	4	100.000%
Good	0	0.000%
Neither good nor poor	0	0.000%
Poor	0	0.000%
Very poor	0	0.000%
Do not know	0	0.000%

Very good Good Neither good nor poor Poor  
Very poor Do not know



Experience	Amount	Percentage
Very good & Good	4	100.000%
Very poor & Poor	0	0.000%
Neither good nor poor & Do not know	0	0.000%



## Oral Health Promotion Team Summary

Number of responses: 4

Experience	Amount	Percentage
Very good	4	100.000%
Good	0	0.000%
Neither good nor poor	0	0.000%
Poor	0	0.000%
Very poor	0	0.000%
Do not know	0	0.000%

Very good Good Neither good nor poor Poor  
Very poor Do not know



Experience	Amount	Percentage
Very good & Good	4	100.000%
Very poor & Poor	0	0.000%
Neither good nor poor & Do not know	0	0.000%



**Out of Hours Nursing (East Riding) Summary**

Number of responses: 0

---

**Out of Hours Nursing (EOL) Summary**

Number of responses: 0

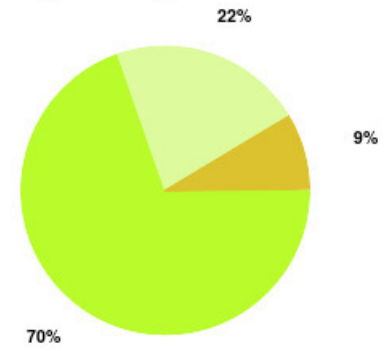
---

## Pain Management - ER & VoY Summary

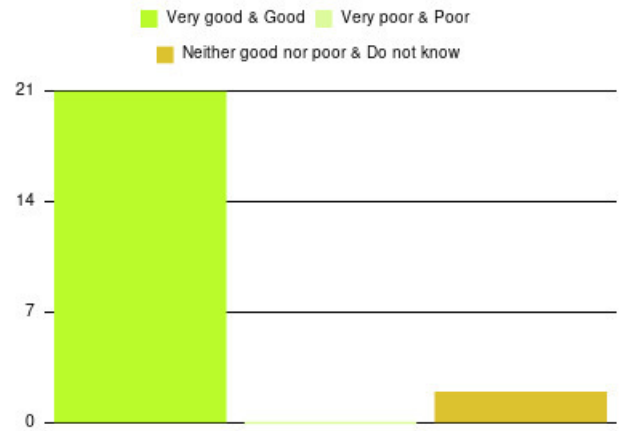
Number of responses: 23

Experience	Amount	Percentage
Very good	16	69.565%
Good	5	21.739%
Neither good nor poor	2	8.696%
Poor	0	0.000%
Very poor	0	0.000%
Do not know	0	0.000%

■ Very good 
 ■ Good 
 ■ Neither good nor poor 
 ■ Poor 
 ■ Very poor 
 ■ Do not know



Experience	Amount	Percentage
Very good & Good	21	91.304%
Very poor & Poor	0	0.000%
Neither good nor poor & Do not know	2	8.696%

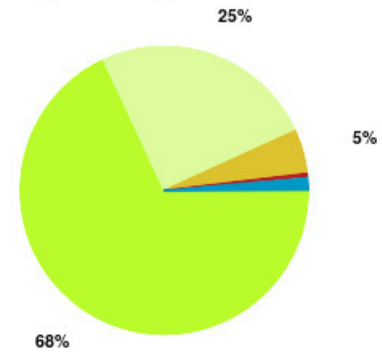


## Pain Management - Hull Summary

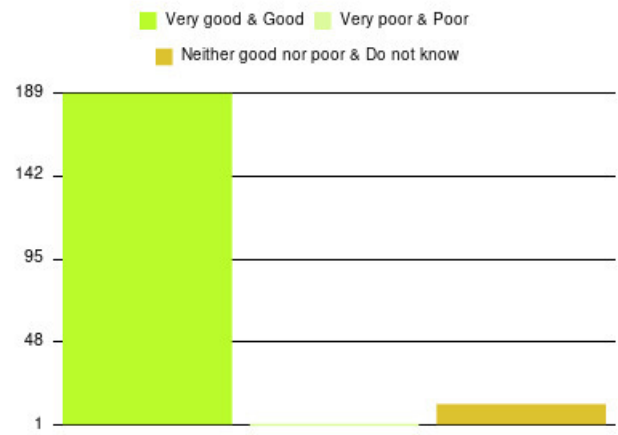
Number of responses: 203

Experience	Amount	Percentage
Very good	138	67.980%
Good	51	25.123%
Neither good nor poor	10	4.926%
Poor	1	0.493%
Very poor	0	0.000%
Do not know	3	1.478%

■ Very good   
 ■ Good   
 ■ Neither good nor poor   
 ■ Poor  
■ Very poor   
 ■ Do not know



Experience	Amount	Percentage
Very good & Good	189	93.103%
Very poor & Poor	1	0.493%
Neither good nor poor & Do not know	13	6.404%



## Parkinson's Hub (ICC) Summary

Number of responses: 0

---

**PAUL for Brain recovery Summary**

Number of responses: 0

---



## Pharmacies Summary

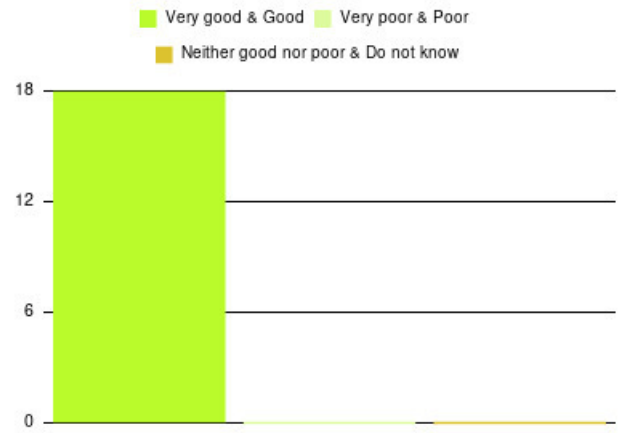
Number of responses: 18

Experience	Amount	Percentage
Very good	18	100.000%
Good	0	0.000%
Neither good nor poor	0	0.000%
Poor	0	0.000%
Very poor	0	0.000%
Do not know	0	0.000%

Very good Good Neither good nor poor Poor  
Very poor Do not know



Experience	Amount	Percentage
Very good & Good	18	100.000%
Very poor & Poor	0	0.000%
Neither good nor poor & Do not know	0	0.000%



**Phlebotomy - Withernsea Hospital Summary**

Number of responses: 0

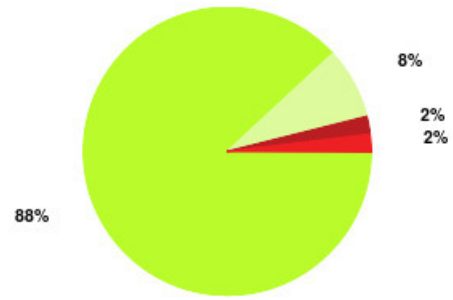
---

## Podiatry (ER - Beverley) Summary

Number of responses: 50

Experience	Amount	Percentage
Very good	44	88.000%
Good	4	8.000%
Neither good nor poor	0	0.000%
Poor	1	2.000%
Very poor	1	2.000%
Do not know	0	0.000%

■ Very good
 ■ Good
 ■ Neither good nor poor
 ■ Poor
 ■ Very poor
 ■ Do not know



Experience	Amount	Percentage
Very good & Good	48	96.000%
Very poor & Poor	2	4.000%
Neither good nor poor & Do not know	0	0.000%

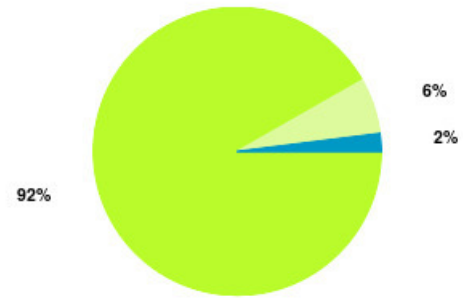


## Podiatry (ER - Bridlington) Summary

Number of responses: 48

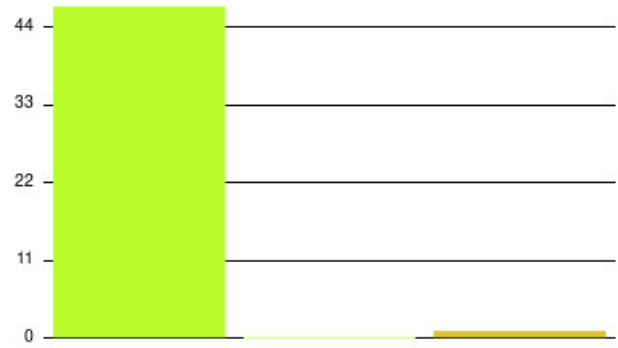
Experience	Amount	Percentage
Very good	44	91.667%
Good	3	6.250%
Neither good nor poor	0	0.000%
Poor	0	0.000%
Very poor	0	0.000%
Do not know	1	2.083%

■ Very good
 ■ Good
 ■ Neither good nor poor
 ■ Poor
 ■ Very poor
 ■ Do not know



Experience	Amount	Percentage
Very good & Good	47	97.917%
Very poor & Poor	0	0.000%
Neither good nor poor & Do not know	1	2.083%

■ Very good & Good
 ■ Very poor & Poor
 ■ Neither good nor poor & Do not know

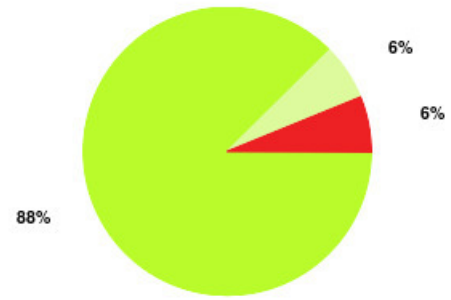


## Podiatry (ER - Driffield) Summary

Number of responses: 32

Experience	Amount	Percentage
Very good	28	87.500%
Good	2	6.250%
Neither good nor poor	0	0.000%
Poor	0	0.000%
Very poor	2	6.250%
Do not know	0	0.000%

■ Very good
 ■ Good
 ■ Neither good nor poor
 ■ Poor
 ■ Very poor
 ■ Do not know



Experience	Amount	Percentage
Very good & Good	30	93.750%
Very poor & Poor	2	6.250%
Neither good nor poor & Do not know	0	0.000%

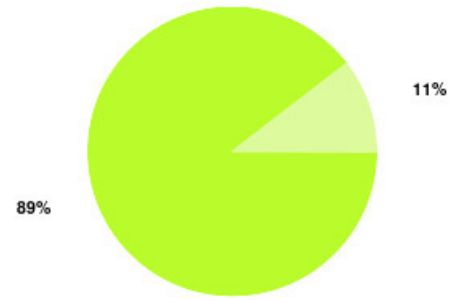


## Podiatry (ER - Goole) Summary

Number of responses: 38

Experience	Amount	Percentage
Very good	34	89.474%
Good	4	10.526%
Neither good nor poor	0	0.000%
Poor	0	0.000%
Very poor	0	0.000%
Do not know	0	0.000%

Very good Good Neither good nor poor Poor  
Very poor Do not know



Experience	Amount	Percentage
Very good & Good	38	100.000%
Very poor & Poor	0	0.000%
Neither good nor poor & Do not know	0	0.000%



**Podiatry (ER - Hedon/Rosedale) Summary**

Number of responses: 0

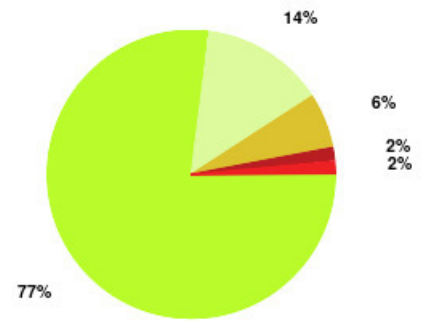
---

## Podiatry (ER - Hesse) Summary

Number of responses: 65

Experience	Amount	Percentage
Very good	50	76.923%
Good	9	13.846%
Neither good nor poor	4	6.154%
Poor	1	1.538%
Very poor	1	1.538%
Do not know	0	0.000%

■ Very good
 ■ Good
 ■ Neither good nor poor
 ■ Poor
 ■ Very poor
 ■ Do not know



Experience	Amount	Percentage
Very good & Good	59	90.769%
Very poor & Poor	2	3.077%
Neither good nor poor & Do not know	4	6.154%



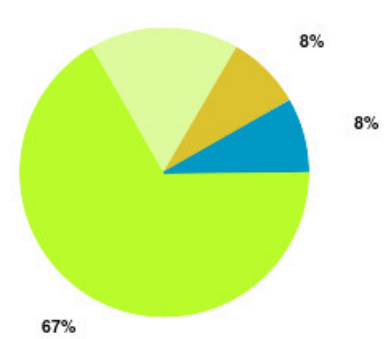


## Podiatry (ER - Home visits) Summary

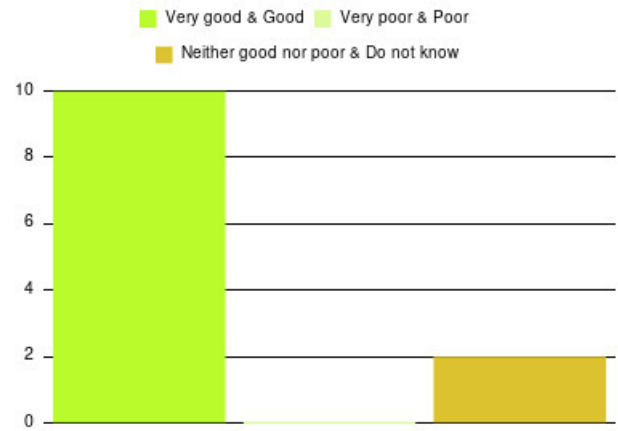
Number of responses: 12

Experience	Amount	Percentage
Very good	8	66.667%
Good	2	16.667%
Neither good nor poor	1	8.333%
Poor	0	0.000%
Very poor	0	0.000%
Do not know	1	8.333%

■ Very good   
 ■ Good   
 ■ Neither good nor poor   
 ■ Poor  
■ Very poor   
 ■ Do not know



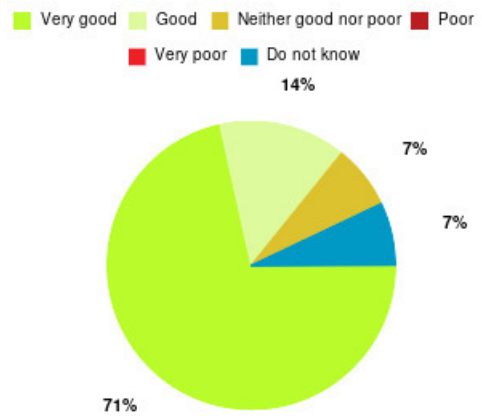
Experience	Amount	Percentage
Very good & Good	10	83.333%
Very poor & Poor	0	0.000%
Neither good nor poor & Do not know	2	16.667%



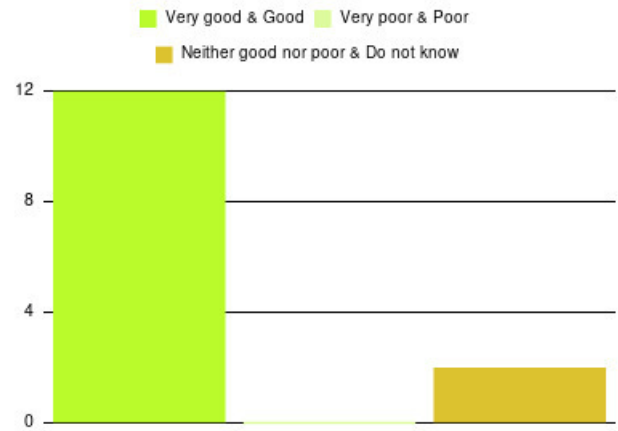
## Podiatry (ER - Hornsea) Summary

Number of responses: 14

Experience	Amount	Percentage
Very good	10	71.429%
Good	2	14.286%
Neither good nor poor	1	7.143%
Poor	0	0.000%
Very poor	0	0.000%
Do not know	1	7.143%



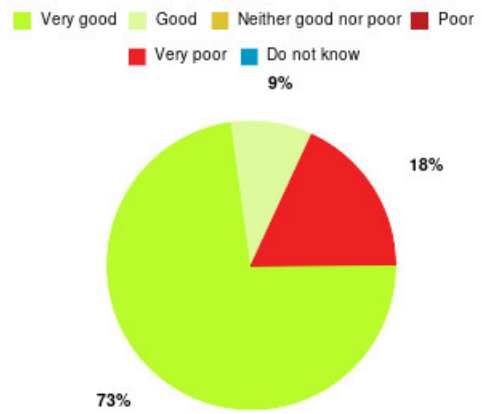
Experience	Amount	Percentage
Very good & Good	12	85.714%
Very poor & Poor	0	0.000%
Neither good nor poor & Do not know	2	14.286%



## Podiatry (ER - Market Weighton) Summary

Number of responses: 11

Experience	Amount	Percentage
Very good	8	72.727%
Good	1	9.091%
Neither good nor poor	0	0.000%
Poor	0	0.000%
Very poor	2	18.182%
Do not know	0	0.000%



Experience	Amount	Percentage
Very good & Good	9	81.818%
Very poor & Poor	2	18.182%
Neither good nor poor & Do not know	0	0.000%

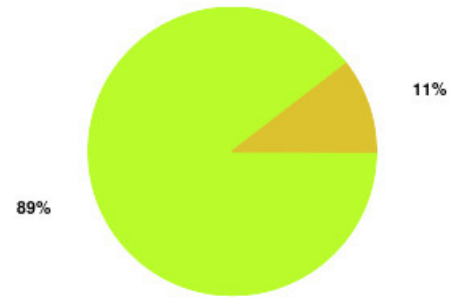


## Podiatry (ER - MSK) Summary

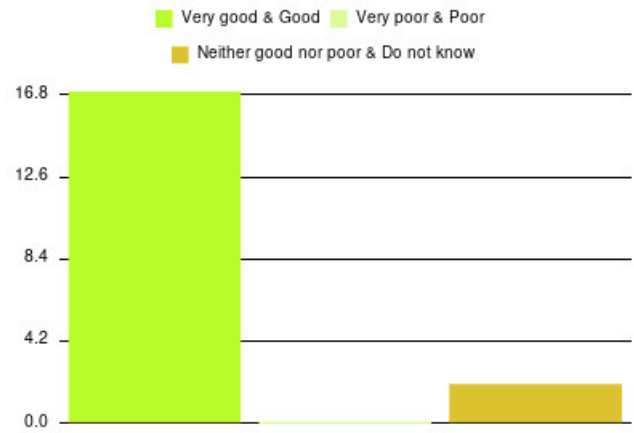
Number of responses: 19

Experience	Amount	Percentage
Very good	17	89.474%
Good	0	0.000%
Neither good nor poor	2	10.526%
Poor	0	0.000%
Very poor	0	0.000%
Do not know	0	0.000%

Very good Good Neither good nor poor Poor  
Very poor Do not know



Experience	Amount	Percentage
Very good & Good	17	89.474%
Very poor & Poor	0	0.000%
Neither good nor poor & Do not know	2	10.526%

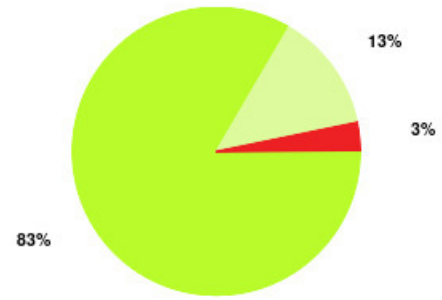


## Podiatry (ER - Withernsea) Summary

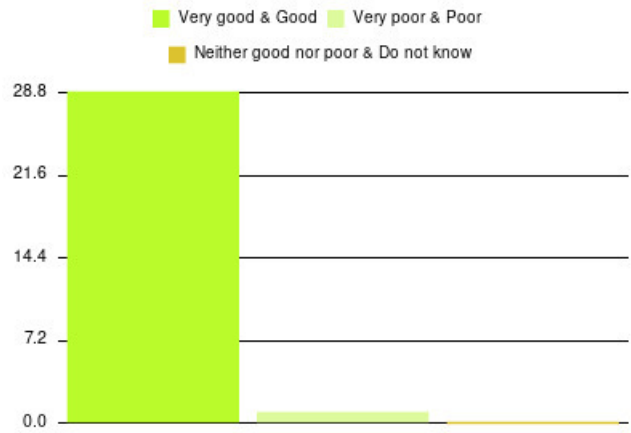
Number of responses: 30

Experience	Amount	Percentage
Very good	25	83.333%
Good	4	13.333%
Neither good nor poor	0	0.000%
Poor	0	0.000%
Very poor	1	3.333%
Do not know	0	0.000%

■ Very good
 ■ Good
 ■ Neither good nor poor
 ■ Poor
 ■ Very poor
 ■ Do not know



Experience	Amount	Percentage
Very good & Good	29	96.667%
Very poor & Poor	1	3.333%
Neither good nor poor & Do not know	0	0.000%

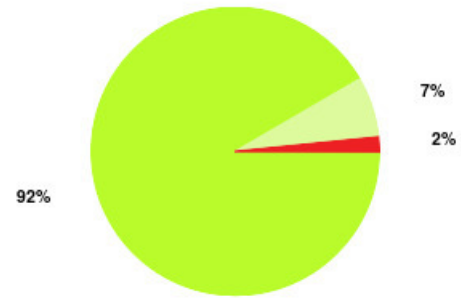


## Podiatry (Hull - Allam Diabetes Centre) Summary

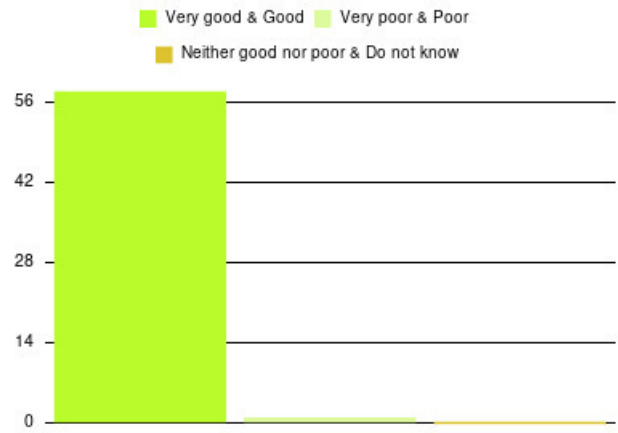
Number of responses: 59

Experience	Amount	Percentage
Very good	54	91.525%
Good	4	6.780%
Neither good nor poor	0	0.000%
Poor	0	0.000%
Very poor	1	1.695%
Do not know	0	0.000%

■ Very good
 ■ Good
 ■ Neither good nor poor
 ■ Poor
 ■ Very poor
 ■ Do not know



Experience	Amount	Percentage
Very good & Good	58	98.305%
Very poor & Poor	1	1.695%
Neither good nor poor & Do not know	0	0.000%

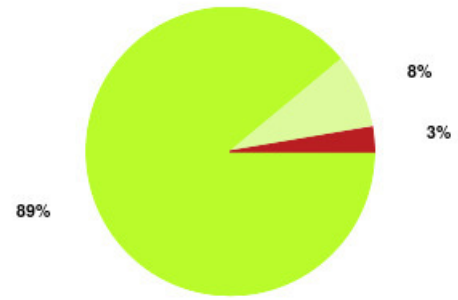


## Podiatry (Hull - Bransholme HC) Summary

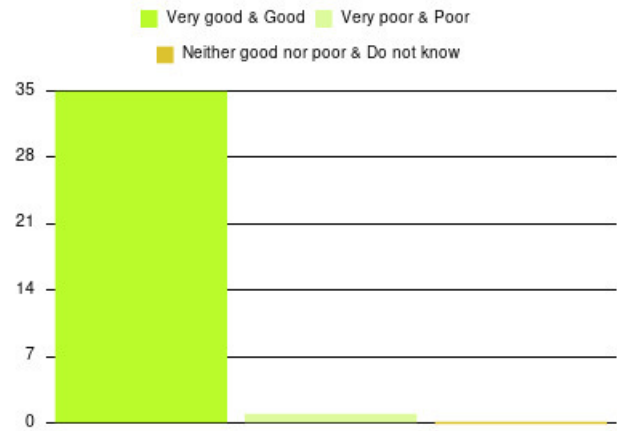
Number of responses: 36

Experience	Amount	Percentage
Very good	32	88.889%
Good	3	8.333%
Neither good nor poor	0	0.000%
Poor	1	2.778%
Very poor	0	0.000%
Do not know	0	0.000%

■ Very good
 ■ Good
 ■ Neither good nor poor
 ■ Poor
 ■ Very poor
 ■ Do not know



Experience	Amount	Percentage
Very good & Good	35	97.222%
Very poor & Poor	1	2.778%
Neither good nor poor & Do not know	0	0.000%



**Podiatry (Hull - Dialysis clinic) Summary**

Number of responses: 0

---

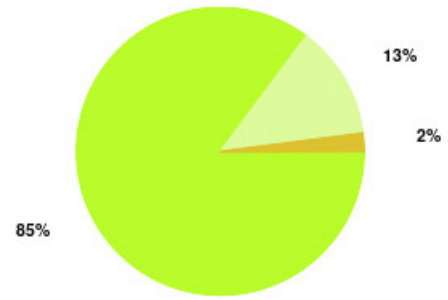


## Podiatry (Hull - Elliott Chappell HC) Summary

Number of responses: 47

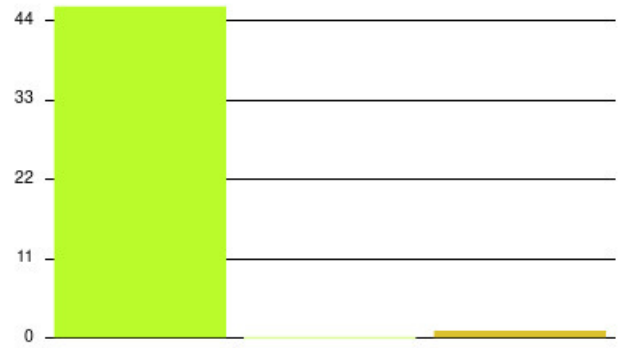
Experience	Amount	Percentage
Very good	40	85.106%
Good	6	12.766%
Neither good nor poor	1	2.128%
Poor	0	0.000%
Very poor	0	0.000%
Do not know	0	0.000%

■ Very good
 ■ Good
 ■ Neither good nor poor
 ■ Poor
 ■ Very poor
 ■ Do not know



Experience	Amount	Percentage
Very good & Good	46	97.872%
Very poor & Poor	0	0.000%
Neither good nor poor & Do not know	1	2.128%

■ Very good & Good
 ■ Very poor & Poor
 ■ Neither good nor poor & Do not know



**Podiatry (Hull - HMP Hull) Summary**

Number of responses: 0

---

## Podiatry (Hull - Home visits) Summary

Number of responses: 7

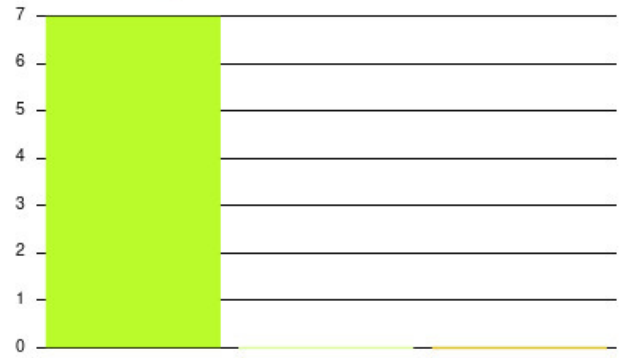
Experience	Amount	Percentage
Very good	7	100.000%
Good	0	0.000%
Neither good nor poor	0	0.000%
Poor	0	0.000%
Very poor	0	0.000%
Do not know	0	0.000%

Very good Good Neither good nor poor Poor  
Very poor Do not know



Experience	Amount	Percentage
Very good & Good	7	100.000%
Very poor & Poor	0	0.000%
Neither good nor poor & Do not know	0	0.000%

Very good & Good Very poor & Poor  
Neither good nor poor & Do not know



**Podiatry (Hull - Homeless Service) Summary**

Number of responses: 0

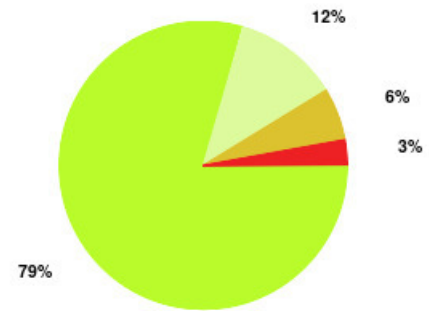
---

## Podiatry (Hull - Longhill HC) Summary

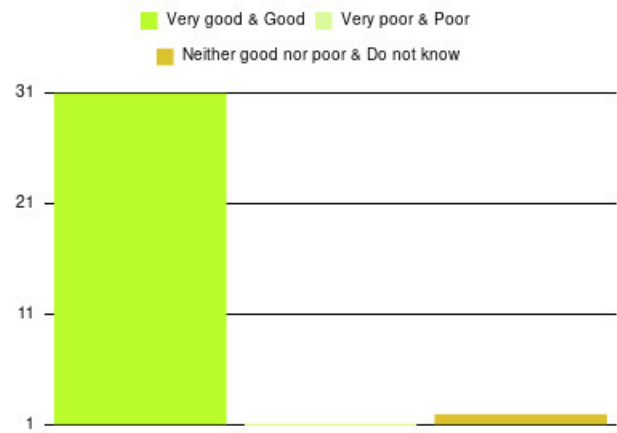
Number of responses: 34

Experience	Amount	Percentage
Very good	27	79.412%
Good	4	11.765%
Neither good nor poor	2	5.882%
Poor	0	0.000%
Very poor	1	2.941%
Do not know	0	0.000%

■ Very good
 ■ Good
 ■ Neither good nor poor
 ■ Poor
 ■ Very poor
 ■ Do not know



Experience	Amount	Percentage
Very good & Good	31	91.176%
Very poor & Poor	1	2.941%
Neither good nor poor & Do not know	2	5.882%

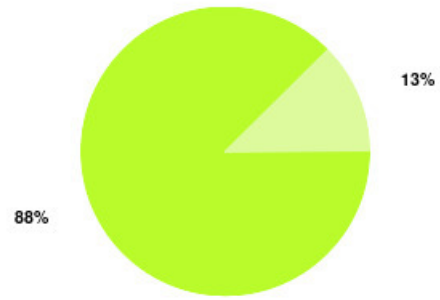


## Podiatry (Hull - Morrill St) Summary

Number of responses: 40

Experience	Amount	Percentage
Very good	35	87.500%
Good	5	12.500%
Neither good nor poor	0	0.000%
Poor	0	0.000%
Very poor	0	0.000%
Do not know	0	0.000%

Very good Good Neither good nor poor Poor  
Very poor Do not know



Experience	Amount	Percentage
Very good & Good	40	100.000%
Very poor & Poor	0	0.000%
Neither good nor poor & Do not know	0	0.000%

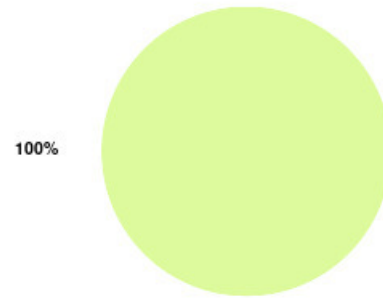


## Podiatry (Hull - Nail clinic) Summary

Number of responses: 1

Experience	Amount	Percentage
Very good	0	0.000%
Good	1	100.000%
Neither good nor poor	0	0.000%
Poor	0	0.000%
Very poor	0	0.000%
Do not know	0	0.000%

Very good Good Neither good nor poor Poor  
Very poor Do not know



Experience	Amount	Percentage
Very good & Good	1	100.000%
Very poor & Poor	0	0.000%
Neither good nor poor & Do not know	0	0.000%




## Podiatry (Hull - Newington HC) Summary

Number of responses: 29

Experience	Amount	Percentage
Very good	28	96.552%
Good	1	3.448%
Neither good nor poor	0	0.000%
Poor	0	0.000%
Very poor	0	0.000%
Do not know	0	0.000%

■ Very good
 ■ Good
 ■ Neither good nor poor
 ■ Poor
 ■ Very poor
 ■ Do not know



Experience	Amount	Percentage
Very good & Good	29	100.000%
Very poor & Poor	0	0.000%
Neither good nor poor & Do not know	0	0.000%



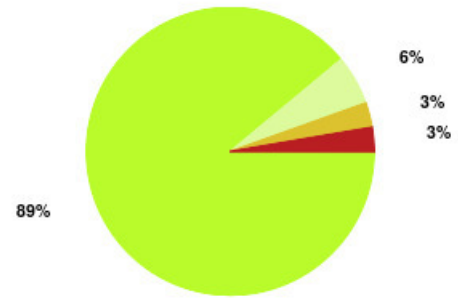


## Podiatry (Hull - Orchard Centre) Summary

Number of responses: 36

Experience	Amount	Percentage
Very good	32	88.889%
Good	2	5.556%
Neither good nor poor	1	2.778%
Poor	1	2.778%
Very poor	0	0.000%
Do not know	0	0.000%

■ Very good
 ■ Good
 ■ Neither good nor poor
 ■ Poor
 ■ Very poor
 ■ Do not know



Experience	Amount	Percentage
Very good & Good	34	94.444%
Very poor & Poor	1	2.778%
Neither good nor poor & Do not know	1	2.778%

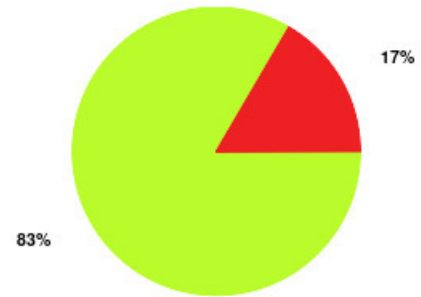


## Podiatry (Hull - Rheumatology H.R.I.) Summary

Number of responses: 6

Experience	Amount	Percentage
Very good	5	83.333%
Good	0	0.000%
Neither good nor poor	0	0.000%
Poor	0	0.000%
Very poor	1	16.667%
Do not know	0	0.000%

Very good Good Neither good nor poor Poor  
Very poor Do not know



Experience	Amount	Percentage
Very good & Good	5	83.333%
Very poor & Poor	1	16.667%
Neither good nor poor & Do not know	0	0.000%



**Podiatry (Hull - Terry St) Summary**

Number of responses: 0

---

**Podiatry (Hull - The Crossings) Summary**

Number of responses: 0

---

**Podiatry (Hull - Ward visits) Summary**

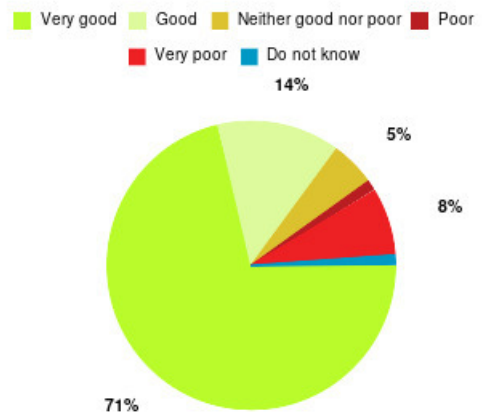
Number of responses: 0

---

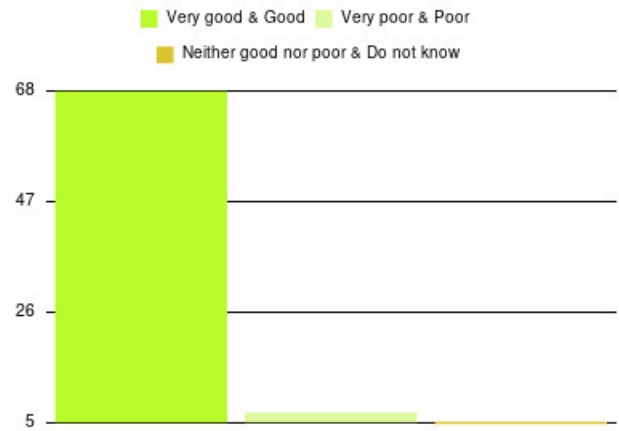
## Podiatry (telephone appointment) Summary

Number of responses: 80

Experience	Amount	Percentage
Very good	57	71.250%
Good	11	13.750%
Neither good nor poor	4	5.000%
Poor	1	1.250%
Very poor	6	7.500%
Do not know	1	1.250%



Experience	Amount	Percentage
Very good & Good	68	85.000%
Very poor & Poor	7	8.750%
Neither good nor poor & Do not know	5	6.250%



**Primary Care - Mental Health Coordinator Summary**

Number of responses: 0

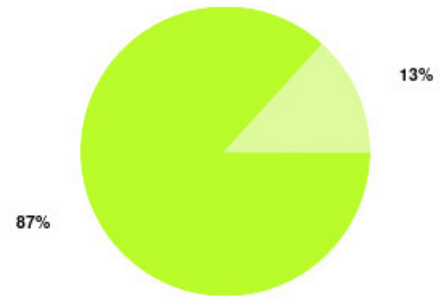
---

## Pulmonary Rehab (Hull and ER) Summary

Number of responses: 15

Experience	Amount	Percentage
Very good	13	86.667%
Good	2	13.333%
Neither good nor poor	0	0.000%
Poor	0	0.000%
Very poor	0	0.000%
Do not know	0	0.000%

Very good Good Neither good nor poor Poor  
Very poor Do not know



Experience	Amount	Percentage
Very good & Good	15	100.000%
Very poor & Poor	0	0.000%
Neither good nor poor & Do not know	0	0.000%





**Pulmonary Rehab (Hull) Summary**

Number of responses: 0

---

**School Health + Summary**

Number of responses: 0

---

**Sexual Health - Erectile Dysfunction (East Riding) Summary**

Number of responses: 0

---

## Sexual Health - Erectile Dysfunction (Hull) Summary

Number of responses: 9

Experience	Amount	Percentage
Very good	9	100.000%
Good	0	0.000%
Neither good nor poor	0	0.000%
Poor	0	0.000%
Very poor	0	0.000%
Do not know	0	0.000%

Very good Good Neither good nor poor Poor  
Very poor Do not know



Experience	Amount	Percentage
Very good & Good	9	100.000%
Very poor & Poor	0	0.000%
Neither good nor poor & Do not know	0	0.000%

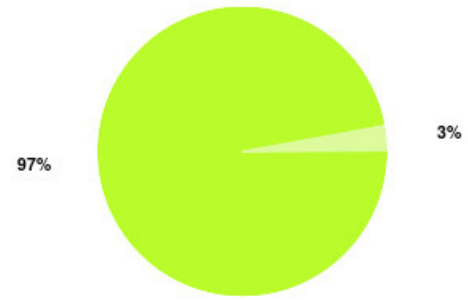


## Sexual Health - GUM & Family Planning (East Riding) Summary

Number of responses: 34

Experience	Amount	Percentage
Very good	33	97.059%
Good	1	2.941%
Neither good nor poor	0	0.000%
Poor	0	0.000%
Very poor	0	0.000%
Do not know	0	0.000%

■ Very good
 ■ Good
 ■ Neither good nor poor
 ■ Poor
 ■ Very poor
 ■ Do not know



Experience	Amount	Percentage
Very good & Good	34	100.000%
Very poor & Poor	0	0.000%
Neither good nor poor & Do not know	0	0.000%

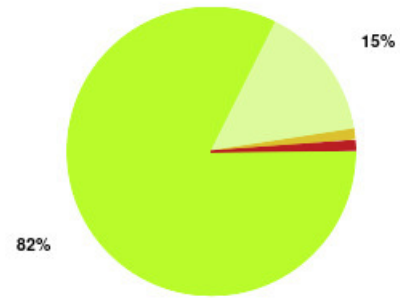


## Sexual Health - GUM & Family Planning (Hull) Summary

Number of responses: 79

Experience	Amount	Percentage
Very good	65	82.278%
Good	12	15.190%
Neither good nor poor	1	1.266%
Poor	1	1.266%
Very poor	0	0.000%
Do not know	0	0.000%

■ Very good
 ■ Good
 ■ Neither good nor poor
 ■ Poor
 ■ Very poor
 ■ Do not know



Experience	Amount	Percentage
Very good & Good	77	97.468%
Very poor & Poor	1	1.266%
Neither good nor poor & Do not know	1	1.266%



## Sexual Health - Outreach (East Riding) Summary

Number of responses: 1

Experience	Amount	Percentage
Very good	1	100.000%
Good	0	0.000%
Neither good nor poor	0	0.000%
Poor	0	0.000%
Very poor	0	0.000%
Do not know	0	0.000%

Very good Good Neither good nor poor Poor  
Very poor Do not know



Experience	Amount	Percentage
Very good & Good	1	100.000%
Very poor & Poor	0	0.000%
Neither good nor poor & Do not know	0	0.000%



**Sexual Health - Outreach (Hull) Summary**

Number of responses: 0

---



**Sexual Health - Ultrasound (Hull) Summary**

Number of responses: 0

---

## Sexual Health - Unplanned Pregnancy Service Summary

Number of responses: 5

Experience	Amount	Percentage
Very good	5	100.000%
Good	0	0.000%
Neither good nor poor	0	0.000%
Poor	0	0.000%
Very poor	0	0.000%
Do not know	0	0.000%

Very good Good Neither good nor poor Poor  
Very poor Do not know



Experience	Amount	Percentage
Very good & Good	5	100.000%
Very poor & Poor	0	0.000%
Neither good nor poor & Do not know	0	0.000%

Very good & Good Very poor & Poor  
Neither good nor poor & Do not know

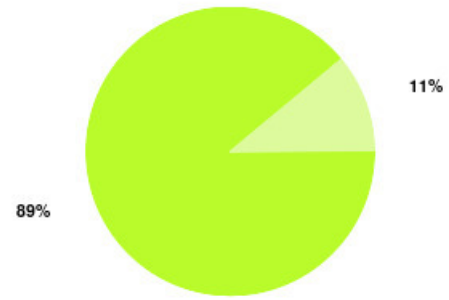


## Sexual Health - Vasectomy (Hull) Summary

Number of responses: 9

Experience	Amount	Percentage
Very good	8	88.889%
Good	1	11.111%
Neither good nor poor	0	0.000%
Poor	0	0.000%
Very poor	0	0.000%
Do not know	0	0.000%

Very good Good Neither good nor poor Poor  
Very poor Do not know



Experience	Amount	Percentage
Very good & Good	9	100.000%
Very poor & Poor	0	0.000%
Neither good nor poor & Do not know	0	0.000%



## Sexual Health - Women's Health (East Riding) Summary

Number of responses: 3

Experience	Amount	Percentage
Very good	3	100.000%
Good	0	0.000%
Neither good nor poor	0	0.000%
Poor	0	0.000%
Very poor	0	0.000%
Do not know	0	0.000%

Very good Good Neither good nor poor Poor  
Very poor Do not know



Experience	Amount	Percentage
Very good & Good	3	100.000%
Very poor & Poor	0	0.000%
Neither good nor poor & Do not know	0	0.000%

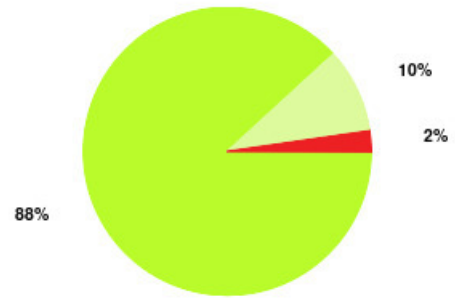


## Sexual Health - Women's Health (Hull) Summary

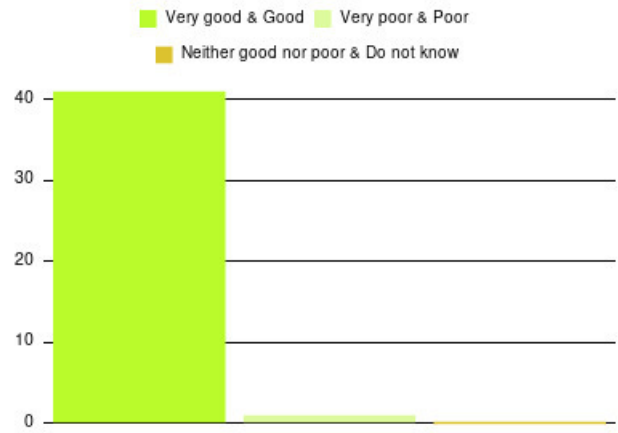
Number of responses: 42

Experience	Amount	Percentage
Very good	37	88.095%
Good	4	9.524%
Neither good nor poor	0	0.000%
Poor	0	0.000%
Very poor	1	2.381%
Do not know	0	0.000%

■ Very good 
 ■ Good 
 ■ Neither good nor poor 
 ■ Poor 
 ■ Very poor 
 ■ Do not know



Experience	Amount	Percentage
Very good & Good	41	97.619%
Very poor & Poor	1	2.381%
Neither good nor poor & Do not know	0	0.000%

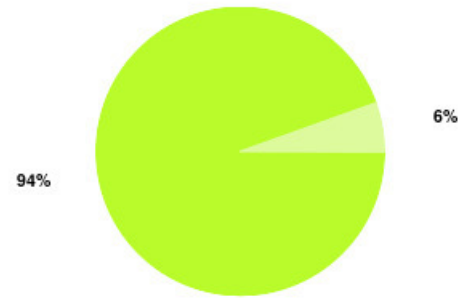


## Smokefree (Knowsley) Summary

Number of responses: 18

Experience	Amount	Percentage
Very good	17	94.444%
Good	1	5.556%
Neither good nor poor	0	0.000%
Poor	0	0.000%
Very poor	0	0.000%
Do not know	0	0.000%

Very good Good Neither good nor poor Poor  
Very poor Do not know



Experience	Amount	Percentage
Very good & Good	18	100.000%
Very poor & Poor	0	0.000%
Neither good nor poor & Do not know	0	0.000%



## Smokefree (St Helens) Summary

Number of responses: 2

Experience	Amount	Percentage
Very good	2	100.000%
Good	0	0.000%
Neither good nor poor	0	0.000%
Poor	0	0.000%
Very poor	0	0.000%
Do not know	0	0.000%

Very good Good Neither good nor poor Poor  
Very poor Do not know



Experience	Amount	Percentage
Very good & Good	2	100.000%
Very poor & Poor	0	0.000%
Neither good nor poor & Do not know	0	0.000%



## Specialist Palliative Care Services (EOL) Summary

Number of responses: 0

---

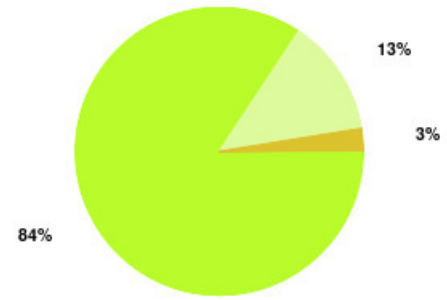


## Specialist Weight Management Services Summary

Number of responses: 114

Experience	Amount	Percentage
Very good	96	84.211%
Good	15	13.158%
Neither good nor poor	3	2.632%
Poor	0	0.000%
Very poor	0	0.000%
Do not know	0	0.000%

■ Very good
 ■ Good
 ■ Neither good nor poor
 ■ Poor
 ■ Very poor
 ■ Do not know



Experience	Amount	Percentage
Very good & Good	111	97.368%
Very poor & Poor	0	0.000%
Neither good nor poor & Do not know	3	2.632%



## Speech and Language Therapy (Hull and East Riding) Summary

Number of responses: 32

Experience	Amount	Percentage
Very good	32	100.000%
Good	0	0.000%
Neither good nor poor	0	0.000%
Poor	0	0.000%
Very poor	0	0.000%
Do not know	0	0.000%

Very good Good Neither good nor poor Poor  
Very poor Do not know



Experience	Amount	Percentage
Very good & Good	32	100.000%
Very poor & Poor	0	0.000%
Neither good nor poor & Do not know	0	0.000%

Very good & Good Very poor & Poor  
Neither good nor poor & Do not know



## Speech and Language Therapy (Hull) Summary

Number of responses: 0

---

**Stroke Team (East Riding) Summary**

Number of responses: 0

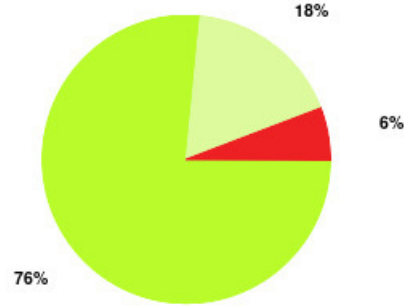
---

## Stroke Team (Hull and ER) Summary

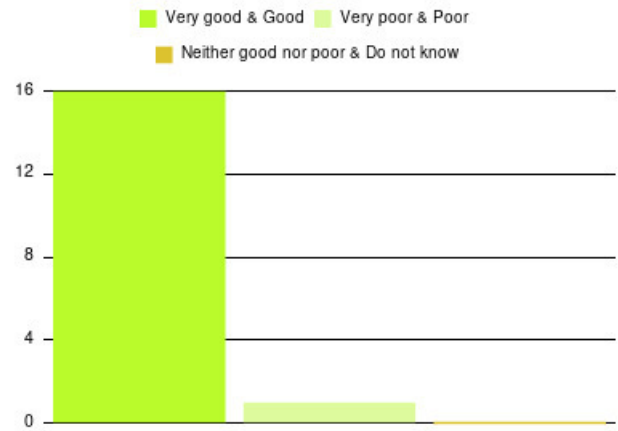
Number of responses: 17

Experience	Amount	Percentage
Very good	13	76.471%
Good	3	17.647%
Neither good nor poor	0	0.000%
Poor	0	0.000%
Very poor	1	5.882%
Do not know	0	0.000%

Very good Good Neither good nor poor Poor  
Very poor Do not know



Experience	Amount	Percentage
Very good & Good	16	94.118%
Very poor & Poor	1	5.882%
Neither good nor poor & Do not know	0	0.000%



**T1DE Summary**

Number of responses: 0

---

## TB Nursing Team Summary

Number of responses: 13

Experience	Amount	Percentage
Very good	13	100.000%
Good	0	0.000%
Neither good nor poor	0	0.000%
Poor	0	0.000%
Very poor	0	0.000%
Do not know	0	0.000%

Very good Good Neither good nor poor Poor  
Very poor Do not know



Experience	Amount	Percentage
Very good & Good	13	100.000%
Very poor & Poor	0	0.000%
Neither good nor poor & Do not know	0	0.000%



**Telehealth Summary**

Number of responses: 0

---



**Tier 3 Specialist Weight Management (SH) Summary**

Number of responses: 0

---

**Tissue Viability Summary**

Number of responses: 0

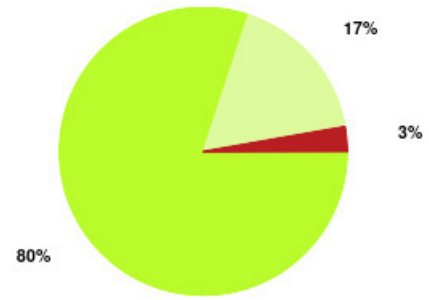
---

## Treatment rooms (ER) Summary

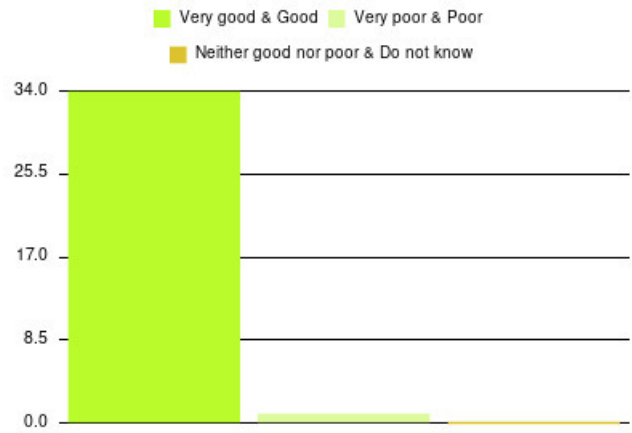
Number of responses: 35

Experience	Amount	Percentage
Very good	28	80.000%
Good	6	17.143%
Neither good nor poor	0	0.000%
Poor	1	2.857%
Very poor	0	0.000%
Do not know	0	0.000%

■ Very good
 ■ Good
 ■ Neither good nor poor
 ■ Poor
 ■ Very poor
 ■ Do not know



Experience	Amount	Percentage
Very good & Good	34	97.143%
Very poor & Poor	1	2.857%
Neither good nor poor & Do not know	0	0.000%

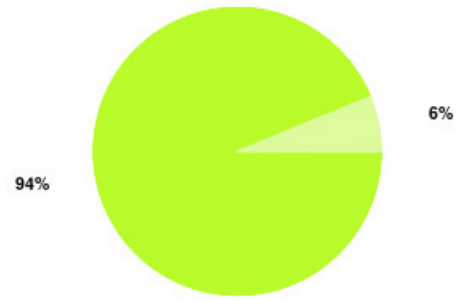


## Treatment rooms (Hull) Summary

Number of responses: 127

Experience	Amount	Percentage
Very good	119	93.701%
Good	8	6.299%
Neither good nor poor	0	0.000%
Poor	0	0.000%
Very poor	0	0.000%
Do not know	0	0.000%

Very good Good Neither good nor poor Poor  
Very poor Do not know



Experience	Amount	Percentage
Very good & Good	127	100.000%
Very poor & Poor	0	0.000%
Neither good nor poor & Do not know	0	0.000%

Very good & Good Very poor & Poor  
Neither good nor poor & Do not know



**Urgent Community Response Team Summary**

Number of responses: 0

---

## Virtual Ward Summary

Number of responses: 0

---

**Volunteer Hub Summary**

Number of responses: 0

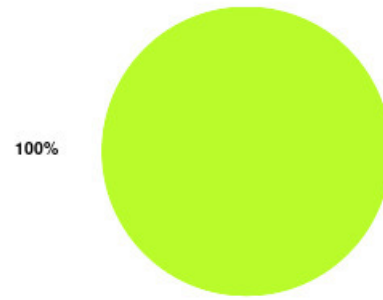
---

## Volunteering (SH) Summary

Number of responses: 17

Experience	Amount	Percentage
Very good	17	100.000%
Good	0	0.000%
Neither good nor poor	0	0.000%
Poor	0	0.000%
Very poor	0	0.000%
Do not know	0	0.000%

Very good Good Neither good nor poor Poor  
Very poor Do not know



Experience	Amount	Percentage
Very good & Good	17	100.000%
Very poor & Poor	0	0.000%
Neither good nor poor & Do not know	0	0.000%

Very good & Good Very poor & Poor  
Neither good nor poor & Do not know





## Walks Programme (SH) Summary

Number of responses: 1

Experience	Amount	Percentage
Very good	1	100.000%
Good	0	0.000%
Neither good nor poor	0	0.000%
Poor	0	0.000%
Very poor	0	0.000%
Do not know	0	0.000%

Very good Good Neither good nor poor Poor  
Very poor Do not know



Experience	Amount	Percentage
Very good & Good	1	100.000%
Very poor & Poor	0	0.000%
Neither good nor poor & Do not know	0	0.000%



**Weightwise Extra (Childrens) Summary**

Number of responses: 0

---

**Wellbeing Liaison Service Summary**

Number of responses: 0

---