

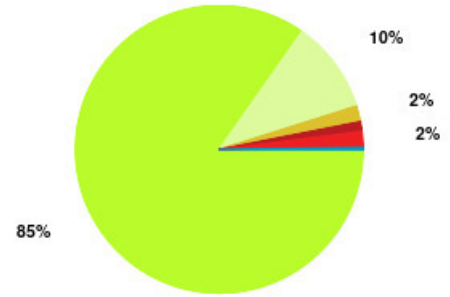
Monthly Report March 2025

Overall CHCP CIC Summary

Number of responses: 3867

Experience	Amount	Percentage
Very good	3274	84.665%
Good	401	10.370%
Neither good nor poor	69	1.784%
Poor	42	1.086%
Very poor	70	1.810%
Do not know	11	0.284%

■ Very good
 ■ Good
 ■ Neither good nor poor
 ■ Poor
 ■ Very poor
 ■ Do not know



Experience	Amount	Percentage
Very good & Good	3675	95.035%
Very poor & Poor	112	2.896%
Neither good nor poor & Do not know	80	2.069%

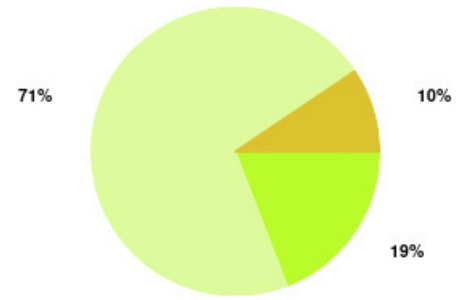


Alderson House Summary

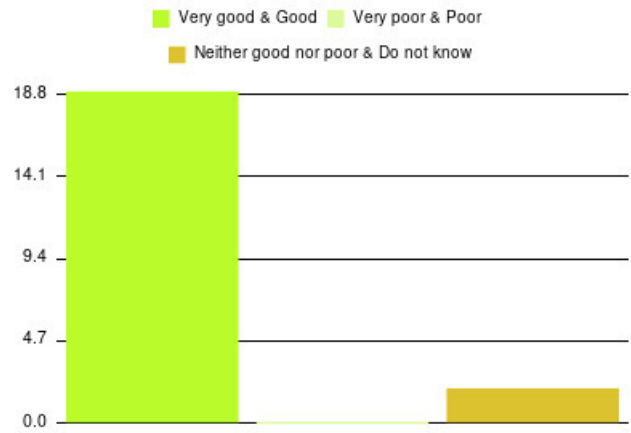
Number of responses: 21

Experience	Amount	Percentage
Very good	4	19.048%
Good	15	71.429%
Neither good nor poor	2	9.524%
Poor	0	0.000%
Very poor	0	0.000%
Do not know	0	0.000%

■ Very good
 ■ Good
 ■ Neither good nor poor
 ■ Poor
 ■ Very poor
 ■ Do not know



Experience	Amount	Percentage
Very good & Good	19	90.476%
Very poor & Poor	0	0.000%
Neither good nor poor & Do not know	2	9.524%

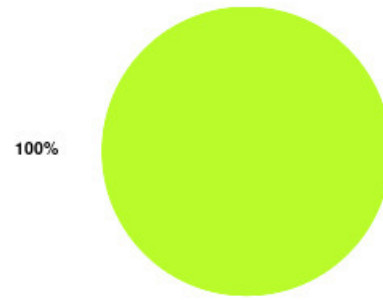


Anticoagulation Summary

Number of responses: 13

Experience	Amount	Percentage
Very good	13	100.000%
Good	0	0.000%
Neither good nor poor	0	0.000%
Poor	0	0.000%
Very poor	0	0.000%
Do not know	0	0.000%

Very good Good Neither good nor poor Poor
Very poor Do not know



Experience	Amount	Percentage
Very good & Good	13	100.000%
Very poor & Poor	0	0.000%
Neither good nor poor & Do not know	0	0.000%

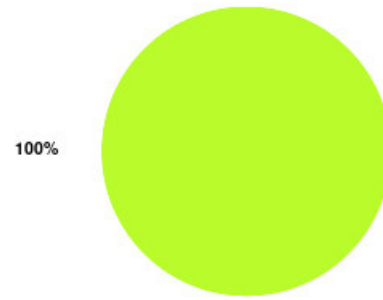


Bee At Home Care Service Summary

Number of responses: 1

Experience	Amount	Percentage
Very good	1	100.000%
Good	0	0.000%
Neither good nor poor	0	0.000%
Poor	0	0.000%
Very poor	0	0.000%
Do not know	0	0.000%

Very good Good Neither good nor poor Poor
Very poor Do not know



Experience	Amount	Percentage
Very good & Good	1	100.000%
Very poor & Poor	0	0.000%
Neither good nor poor & Do not know	0	0.000%

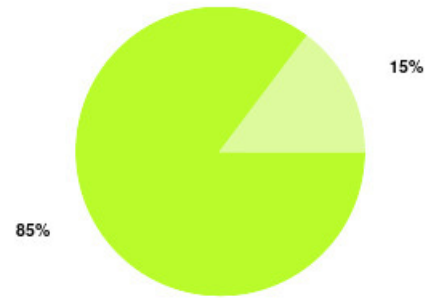


Beverley UTC Summary

Number of responses: 27

Experience	Amount	Percentage
Very good	23	85.185%
Good	4	14.815%
Neither good nor poor	0	0.000%
Poor	0	0.000%
Very poor	0	0.000%
Do not know	0	0.000%

Very good Good Neither good nor poor Poor
Very poor Do not know



Experience	Amount	Percentage
Very good & Good	27	100.000%
Very poor & Poor	0	0.000%
Neither good nor poor & Do not know	0	0.000%

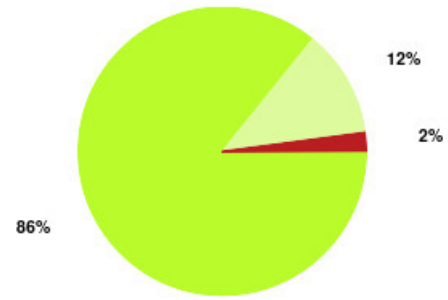


Bladder and Bowel (Hull and East Riding) Summary

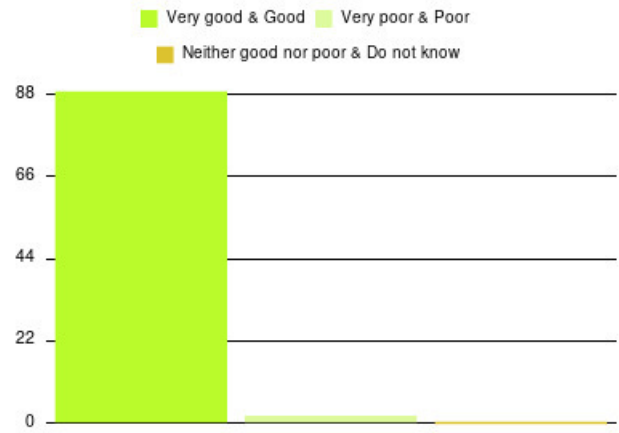
Number of responses: 91

Experience	Amount	Percentage
Very good	78	85.714%
Good	11	12.088%
Neither good nor poor	0	0.000%
Poor	2	2.198%
Very poor	0	0.000%
Do not know	0	0.000%

■ Very good
 ■ Good
 ■ Neither good nor poor
 ■ Poor
 ■ Very poor
 ■ Do not know



Experience	Amount	Percentage
Very good & Good	89	97.802%
Very poor & Poor	2	2.198%
Neither good nor poor & Do not know	0	0.000%



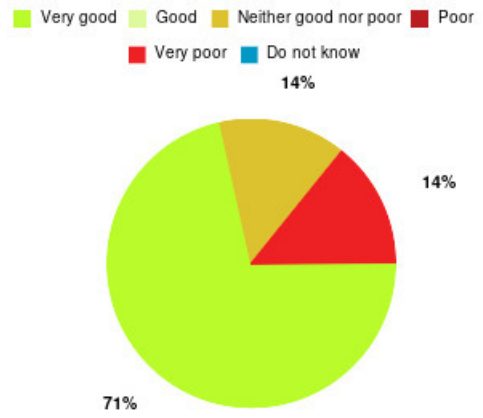
Bladder and Bowel (Hull) Summary

Number of responses: 0

Bransholme UTC Summary

Number of responses: 7

Experience	Amount	Percentage
Very good	5	71.429%
Good	0	0.000%
Neither good nor poor	1	14.286%
Poor	0	0.000%
Very poor	1	14.286%
Do not know	0	0.000%



Experience	Amount	Percentage
Very good & Good	5	71.429%
Very poor & Poor	1	14.286%
Neither good nor poor & Do not know	1	14.286%

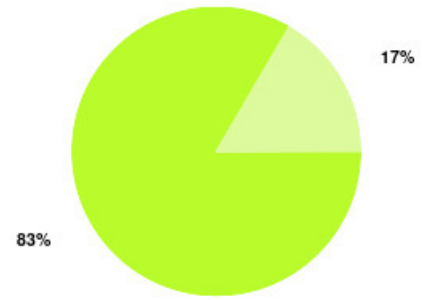


Bridlington ICC Summary

Number of responses: 6

Experience	Amount	Percentage
Very good	5	83.333%
Good	1	16.667%
Neither good nor poor	0	0.000%
Poor	0	0.000%
Very poor	0	0.000%
Do not know	0	0.000%

Very good Good Neither good nor poor Poor
Very poor Do not know



Experience	Amount	Percentage
Very good & Good	6	100.000%
Very poor & Poor	0	0.000%
Neither good nor poor & Do not know	0	0.000%

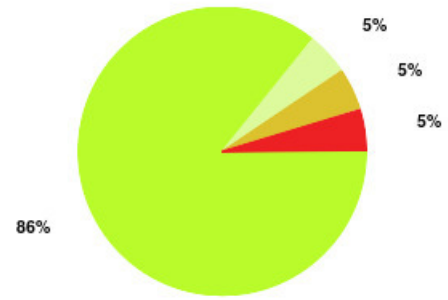


Bridlington UTC Summary

Number of responses: 21

Experience	Amount	Percentage
Very good	18	85.714%
Good	1	4.762%
Neither good nor poor	1	4.762%
Poor	0	0.000%
Very poor	1	4.762%
Do not know	0	0.000%

Very good Good Neither good nor poor Poor
Very poor Do not know



Experience	Amount	Percentage
Very good & Good	19	90.476%
Very poor & Poor	1	4.762%
Neither good nor poor & Do not know	1	4.762%



Cardiac Rehab (East Riding) Summary

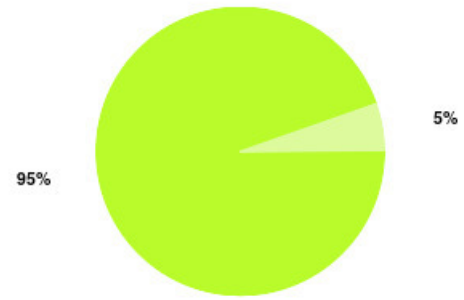
Number of responses: 0

Cardiac Rehab (Hull and East Riding) Summary

Number of responses: 55

Experience	Amount	Percentage
Very good	52	94.545%
Good	3	5.455%
Neither good nor poor	0	0.000%
Poor	0	0.000%
Very poor	0	0.000%
Do not know	0	0.000%

Very good Good Neither good nor poor Poor
Very poor Do not know



Experience	Amount	Percentage
Very good & Good	55	100.000%
Very poor & Poor	0	0.000%
Neither good nor poor & Do not know	0	0.000%

Very good & Good Very poor & Poor
Neither good nor poor & Do not know

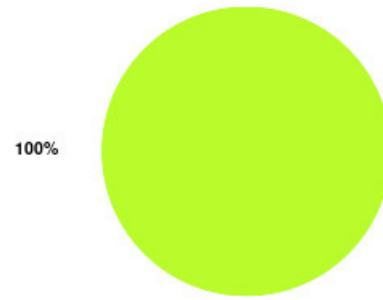


Care Co-ordination Hub (247111) Summary

Number of responses: 4

Experience	Amount	Percentage
Very good	4	100.000%
Good	0	0.000%
Neither good nor poor	0	0.000%
Poor	0	0.000%
Very poor	0	0.000%
Do not know	0	0.000%

Very good Good Neither good nor poor Poor
Very poor Do not know



Experience	Amount	Percentage
Very good & Good	4	100.000%
Very poor & Poor	0	0.000%
Neither good nor poor & Do not know	0	0.000%

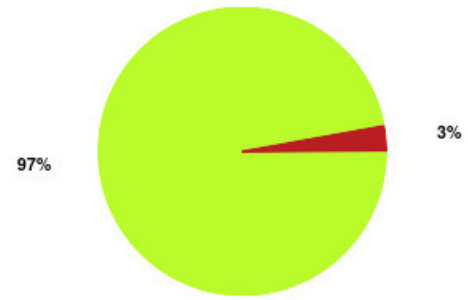


Carers' Information and Support Service Summary

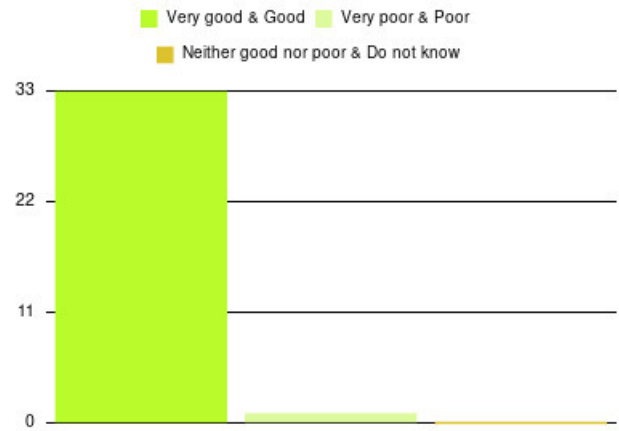
Number of responses: 34

Experience	Amount	Percentage
Very good	33	97.059%
Good	0	0.000%
Neither good nor poor	0	0.000%
Poor	1	2.941%
Very poor	0	0.000%
Do not know	0	0.000%

■ Very good
 ■ Good
 ■ Neither good nor poor
 ■ Poor
 ■ Very poor
 ■ Do not know



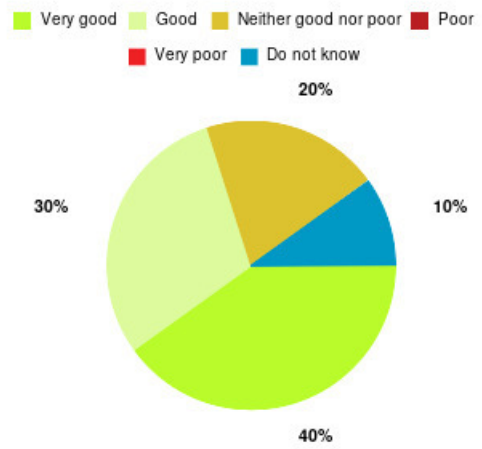
Experience	Amount	Percentage
Very good & Good	33	97.059%
Very poor & Poor	1	2.941%
Neither good nor poor & Do not know	0	0.000%



CHPL - Bransholme Summary

Number of responses: 10

Experience	Amount	Percentage
Very good	4	40.000%
Good	3	30.000%
Neither good nor poor	2	20.000%
Poor	0	0.000%
Very poor	0	0.000%
Do not know	1	10.000%



Experience	Amount	Percentage
Very good & Good	7	70.000%
Very poor & Poor	0	0.000%
Neither good nor poor & Do not know	3	30.000%

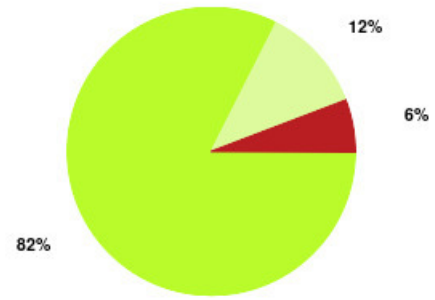


CHPL - Field View Surgery Summary

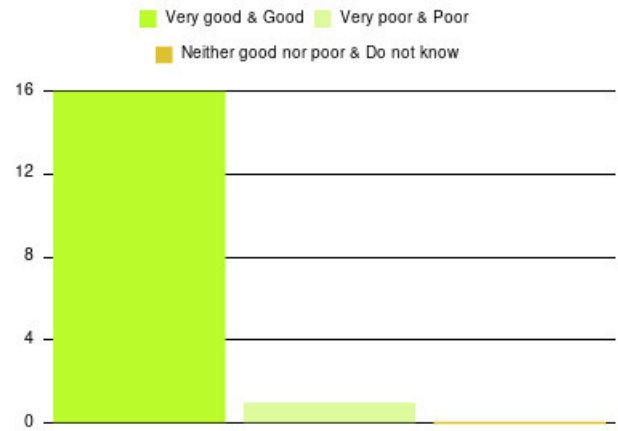
Number of responses: 17

Experience	Amount	Percentage
Very good	14	82.353%
Good	2	11.765%
Neither good nor poor	0	0.000%
Poor	1	5.882%
Very poor	0	0.000%
Do not know	0	0.000%

Very good Good Neither good nor poor Poor
Very poor Do not know



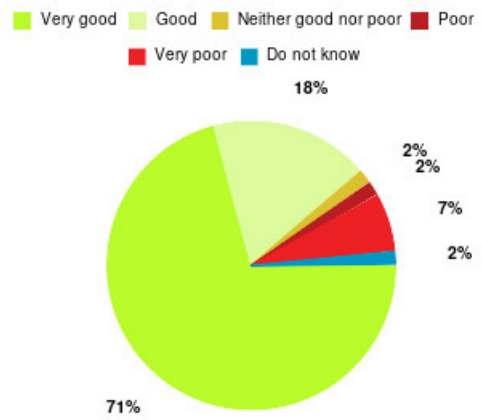
Experience	Amount	Percentage
Very good & Good	16	94.118%
Very poor & Poor	1	5.882%
Neither good nor poor & Do not know	0	0.000%



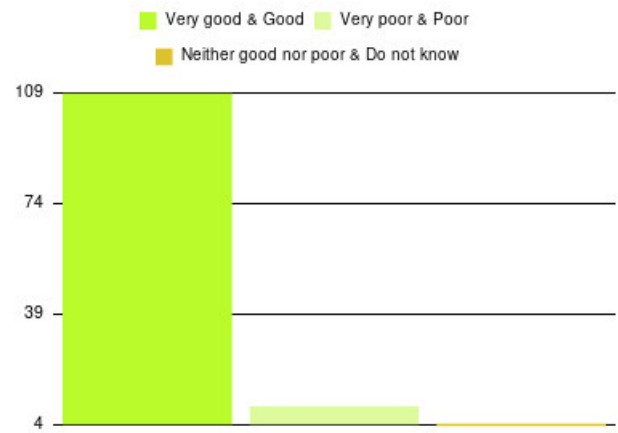
CHPL - Southcoates Summary

Number of responses: 123

Experience	Amount	Percentage
Very good	87	70.732%
Good	22	17.886%
Neither good nor poor	2	1.626%
Poor	2	1.626%
Very poor	8	6.504%
Do not know	2	1.626%



Experience	Amount	Percentage
Very good & Good	109	88.618%
Very poor & Poor	10	8.130%
Neither good nor poor & Do not know	4	3.252%



Community Activity programme (SH) Summary

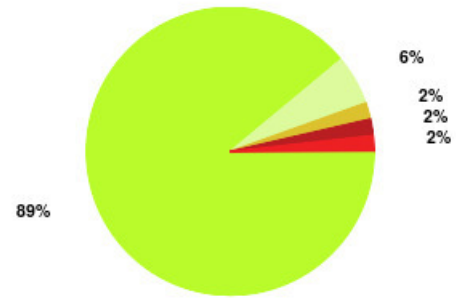
Number of responses: 0

Community Children's Nursing Services Summary

Number of responses: 54

Experience	Amount	Percentage
Very good	48	88.889%
Good	3	5.556%
Neither good nor poor	1	1.852%
Poor	1	1.852%
Very poor	1	1.852%
Do not know	0	0.000%

■ Very good
 ■ Good
 ■ Neither good nor poor
 ■ Poor
■ Very poor
 ■ Do not know



Experience	Amount	Percentage
Very good & Good	51	94.444%
Very poor & Poor	2	3.704%
Neither good nor poor & Do not know	1	1.852%



Community Food Team (SH) Summary

Number of responses: 0

Community Heart Failure Nursing Service ER Summary

Number of responses: 0

Community Heart Failure Nursing Service Hull Summary

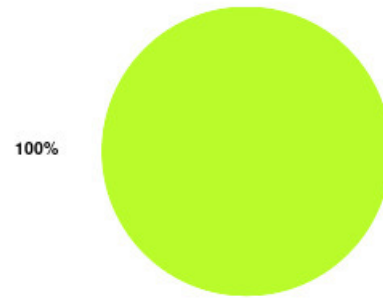
Number of responses: 0

Community Links Worker (Primary Care) Summary

Number of responses: 3

Experience	Amount	Percentage
Very good	3	100.000%
Good	0	0.000%
Neither good nor poor	0	0.000%
Poor	0	0.000%
Very poor	0	0.000%
Do not know	0	0.000%

Very good Good Neither good nor poor Poor
Very poor Do not know



Experience	Amount	Percentage
Very good & Good	3	100.000%
Very poor & Poor	0	0.000%
Neither good nor poor & Do not know	0	0.000%

Very good & Good Very poor & Poor
Neither good nor poor & Do not know




Community Nursing (ER) Summary

Number of responses: 30

Experience	Amount	Percentage
Very good	29	96.667%
Good	1	3.333%
Neither good nor poor	0	0.000%
Poor	0	0.000%
Very poor	0	0.000%
Do not know	0	0.000%

Very good Good Neither good nor poor Poor
Very poor Do not know



Experience	Amount	Percentage
Very good & Good	30	100.000%
Very poor & Poor	0	0.000%
Neither good nor poor & Do not know	0	0.000%



Community Nursing (Hull) Summary

Number of responses: 0

Community Nursing Cottingham Summary

Number of responses: 0

Community Nursing East (Hull) Summary

Number of responses: 0


Community Nursing Haltemprice Summary

Number of responses: 2

Experience	Amount	Percentage
Very good	1	50.000%
Good	0	0.000%
Neither good nor poor	1	50.000%
Poor	0	0.000%
Very poor	0	0.000%
Do not know	0	0.000%

Experience	Amount	Percentage
Very good & Good	1	50.000%
Very poor & Poor	0	0.000%
Neither good nor poor & Do not know	1	50.000%

■ Very good
 ■ Good
 ■ Neither good nor poor
 ■ Poor
 ■ Do not know



Community Nursing Hedon Summary

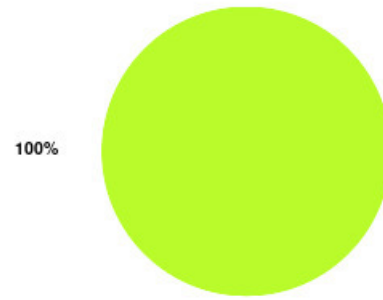
Number of responses: 0

Community Nursing Holderness Summary

Number of responses: 2

Experience	Amount	Percentage
Very good	2	100.000%
Good	0	0.000%
Neither good nor poor	0	0.000%
Poor	0	0.000%
Very poor	0	0.000%
Do not know	0	0.000%

Very good Good Neither good nor poor Poor
Very poor Do not know



Experience	Amount	Percentage
Very good & Good	2	100.000%
Very poor & Poor	0	0.000%
Neither good nor poor & Do not know	0	0.000%



Community Nursing Hornsea Summary

Number of responses: 0

Community Nursing Market Weighton Summary

Number of responses: 0

Community Nursing North (Hull) Summary

Number of responses: 0

Community Nursing West (Hull) Summary

Number of responses: 0

Community Nursing Withernsea Summary

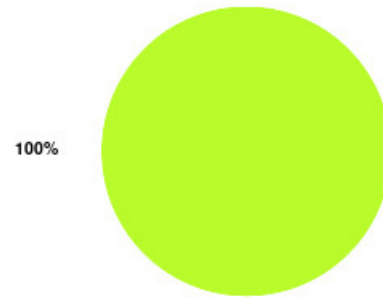
Number of responses: 0

Community Rehab - Physiotherapy & Occupational Therapy (Hull and ER) Summary

Number of responses: 9

Experience	Amount	Percentage
Very good	9	100.000%
Good	0	0.000%
Neither good nor poor	0	0.000%
Poor	0	0.000%
Very poor	0	0.000%
Do not know	0	0.000%

Very good Good Neither good nor poor Poor
Very poor Do not know



Experience	Amount	Percentage
Very good & Good	9	100.000%
Very poor & Poor	0	0.000%
Neither good nor poor & Do not know	0	0.000%

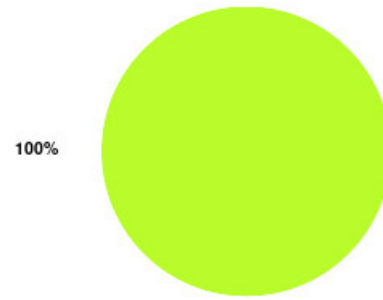


Community Rehab - Physiotherapy & Occupational Therapy (Hull) Summary

Number of responses: 5

Experience	Amount	Percentage
Very good	5	100.000%
Good	0	0.000%
Neither good nor poor	0	0.000%
Poor	0	0.000%
Very poor	0	0.000%
Do not know	0	0.000%

Very good Good Neither good nor poor Poor
Very poor Do not know



Experience	Amount	Percentage
Very good & Good	5	100.000%
Very poor & Poor	0	0.000%
Neither good nor poor & Do not know	0	0.000%

Very good & Good Very poor & Poor
Neither good nor poor & Do not know

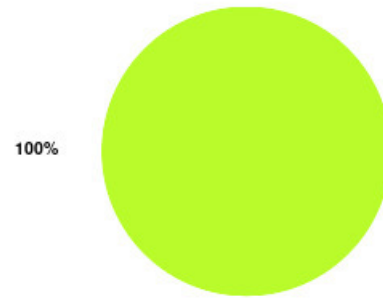


Customer Services Summary

Number of responses: 14

Experience	Amount	Percentage
Very good	14	100.000%
Good	0	0.000%
Neither good nor poor	0	0.000%
Poor	0	0.000%
Very poor	0	0.000%
Do not know	0	0.000%

Very good Good Neither good nor poor Poor
Very poor Do not know



Experience	Amount	Percentage
Very good & Good	14	100.000%
Very poor & Poor	0	0.000%
Neither good nor poor & Do not know	0	0.000%

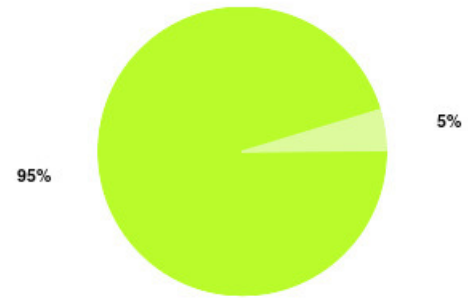


Deep Vein Thrombosis Summary

Number of responses: 84

Experience	Amount	Percentage
Very good	80	95.238%
Good	4	4.762%
Neither good nor poor	0	0.000%
Poor	0	0.000%
Very poor	0	0.000%
Do not know	0	0.000%

Very good Good Neither good nor poor Poor
Very poor Do not know



Experience	Amount	Percentage
Very good & Good	84	100.000%
Very poor & Poor	0	0.000%
Neither good nor poor & Do not know	0	0.000%



Dementia Service Summary

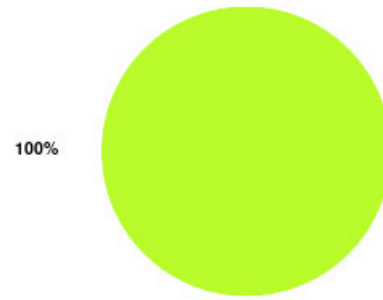
Number of responses: 0

Dental - Beverley PDS Summary

Number of responses: 14

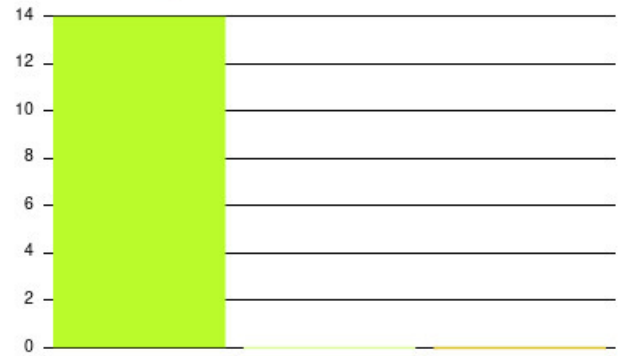
Experience	Amount	Percentage
Very good	14	100.000%
Good	0	0.000%
Neither good nor poor	0	0.000%
Poor	0	0.000%
Very poor	0	0.000%
Do not know	0	0.000%

Very good Good Neither good nor poor Poor
Very poor Do not know



Experience	Amount	Percentage
Very good & Good	14	100.000%
Very poor & Poor	0	0.000%
Neither good nor poor & Do not know	0	0.000%

Very good & Good Very poor & Poor
Neither good nor poor & Do not know

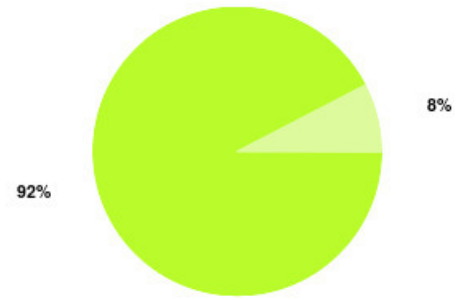


Dental - Bridlington CDS Summary

Number of responses: 13

Experience	Amount	Percentage
Very good	12	92.308%
Good	1	7.692%
Neither good nor poor	0	0.000%
Poor	0	0.000%
Very poor	0	0.000%
Do not know	0	0.000%

Very good Good Neither good nor poor Poor
Very poor Do not know



Experience	Amount	Percentage
Very good & Good	13	100.000%
Very poor & Poor	0	0.000%
Neither good nor poor & Do not know	0	0.000%

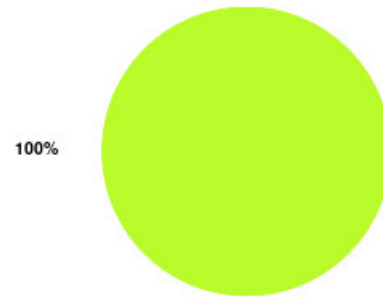


Dental - Driffield PDS Summary

Number of responses: 2

Experience	Amount	Percentage
Very good	2	100.000%
Good	0	0.000%
Neither good nor poor	0	0.000%
Poor	0	0.000%
Very poor	0	0.000%
Do not know	0	0.000%

Very good Good Neither good nor poor Poor
Very poor Do not know



Experience	Amount	Percentage
Very good & Good	2	100.000%
Very poor & Poor	0	0.000%
Neither good nor poor & Do not know	0	0.000%

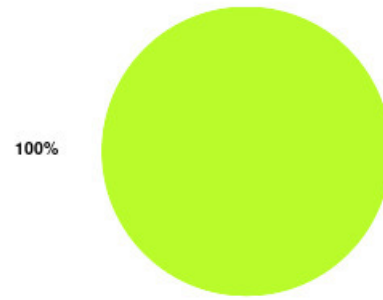


Dental - Goole CDS Summary

Number of responses: 1

Experience	Amount	Percentage
Very good	1	100.000%
Good	0	0.000%
Neither good nor poor	0	0.000%
Poor	0	0.000%
Very poor	0	0.000%
Do not know	0	0.000%

Very good Good Neither good nor poor Poor
Very poor Do not know



Experience	Amount	Percentage
Very good & Good	1	100.000%
Very poor & Poor	0	0.000%
Neither good nor poor & Do not know	0	0.000%

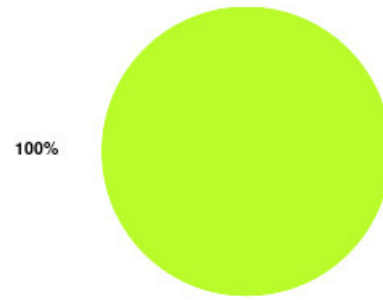


Dental - Goole PDS Summary

Number of responses: 2

Experience	Amount	Percentage
Very good	2	100.000%
Good	0	0.000%
Neither good nor poor	0	0.000%
Poor	0	0.000%
Very poor	0	0.000%
Do not know	0	0.000%

Very good Good Neither good nor poor Poor
Very poor Do not know



Experience	Amount	Percentage
Very good & Good	2	100.000%
Very poor & Poor	0	0.000%
Neither good nor poor & Do not know	0	0.000%

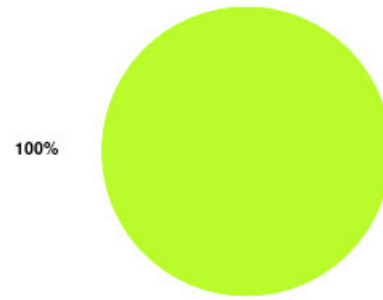


Dental - Highlands CDS Summary

Number of responses: 8

Experience	Amount	Percentage
Very good	8	100.000%
Good	0	0.000%
Neither good nor poor	0	0.000%
Poor	0	0.000%
Very poor	0	0.000%
Do not know	0	0.000%

Very good Good Neither good nor poor Poor
Very poor Do not know



Experience	Amount	Percentage
Very good & Good	8	100.000%
Very poor & Poor	0	0.000%
Neither good nor poor & Do not know	0	0.000%

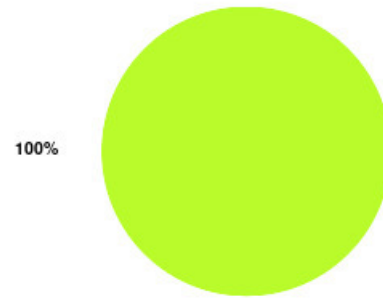


Dental - Jameson Street PDS Summary

Number of responses: 52

Experience	Amount	Percentage
Very good	52	100.000%
Good	0	0.000%
Neither good nor poor	0	0.000%
Poor	0	0.000%
Very poor	0	0.000%
Do not know	0	0.000%

Very good Good Neither good nor poor Poor
Very poor Do not know



Experience	Amount	Percentage
Very good & Good	52	100.000%
Very poor & Poor	0	0.000%
Neither good nor poor & Do not know	0	0.000%

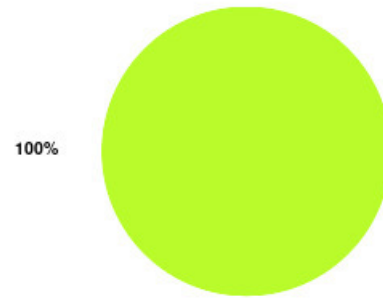


Dental - Orchard Park CDS Summary

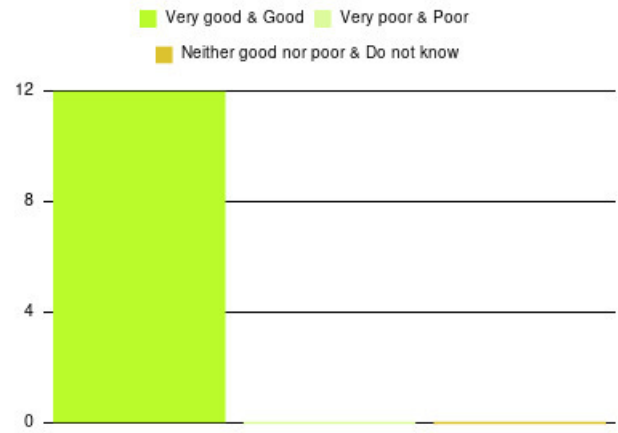
Number of responses: 12

Experience	Amount	Percentage
Very good	12	100.000%
Good	0	0.000%
Neither good nor poor	0	0.000%
Poor	0	0.000%
Very poor	0	0.000%
Do not know	0	0.000%

Very good Good Neither good nor poor Poor
Very poor Do not know



Experience	Amount	Percentage
Very good & Good	12	100.000%
Very poor & Poor	0	0.000%
Neither good nor poor & Do not know	0	0.000%



Dental - Withernsea PDS Summary

Number of responses: 0

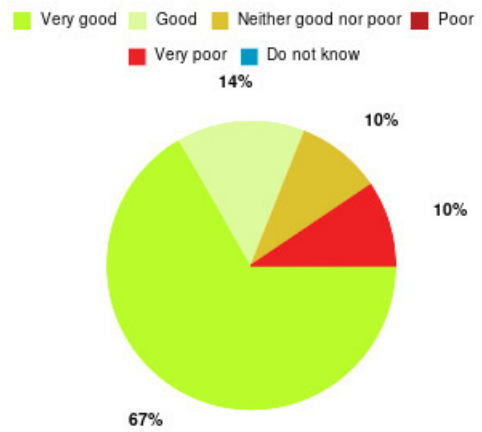
Diabetes Podiatry Summary

Number of responses: 0

Diabetes Service (East Riding) Summary

Number of responses: 21

Experience	Amount	Percentage
Very good	14	66.667%
Good	3	14.286%
Neither good nor poor	2	9.524%
Poor	0	0.000%
Very poor	2	9.524%
Do not know	0	0.000%



Experience	Amount	Percentage
Very good & Good	17	80.952%
Very poor & Poor	2	9.524%
Neither good nor poor & Do not know	2	9.524%

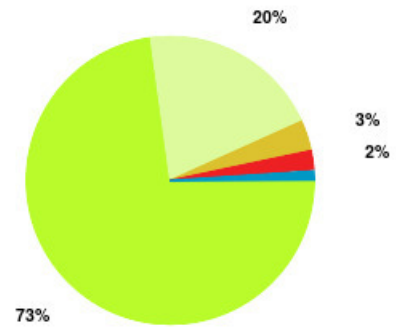


Dietetics (Hull and East Riding) Summary

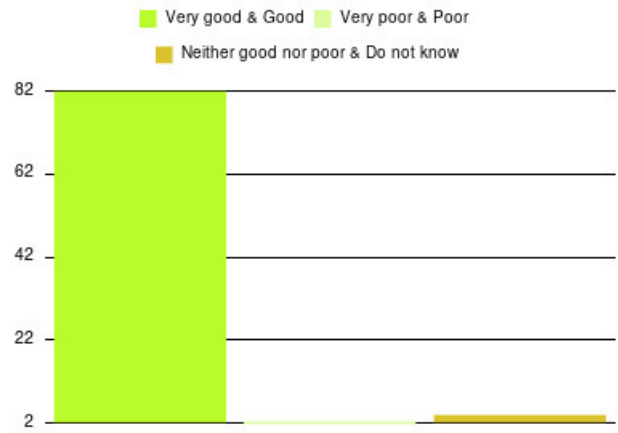
Number of responses: 88

Experience	Amount	Percentage
Very good	64	72.727%
Good	18	20.455%
Neither good nor poor	3	3.409%
Poor	0	0.000%
Very poor	2	2.273%
Do not know	1	1.136%

■ Very good
 ■ Good
 ■ Neither good nor poor
 ■ Poor
■ Very poor
 ■ Do not know



Experience	Amount	Percentage
Very good & Good	82	93.182%
Very poor & Poor	2	2.273%
Neither good nor poor & Do not know	4	4.545%



Dietetics (Hull) Summary

Number of responses: 0

Digital Prescriber Summary

Number of responses: 0

Digital support worker - Primary Care Summary

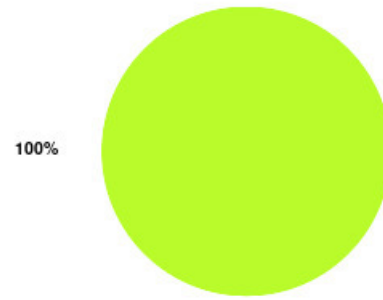
Number of responses: 0

East Riding Fracture Liaison Service Summary

Number of responses: 2

Experience	Amount	Percentage
Very good	2	100.000%
Good	0	0.000%
Neither good nor poor	0	0.000%
Poor	0	0.000%
Very poor	0	0.000%
Do not know	0	0.000%

Very good Good Neither good nor poor Poor
Very poor Do not know



Experience	Amount	Percentage
Very good & Good	2	100.000%
Very poor & Poor	0	0.000%
Neither good nor poor & Do not know	0	0.000%



East Riding Frailty Team Summary

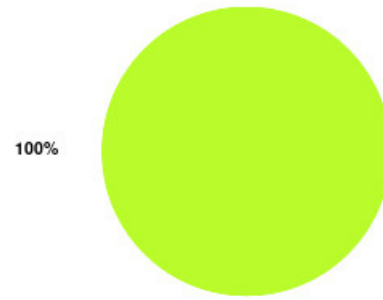
Number of responses: 0

Eating Disorders Summary

Number of responses: 4

Experience	Amount	Percentage
Very good	4	100.000%
Good	0	0.000%
Neither good nor poor	0	0.000%
Poor	0	0.000%
Very poor	0	0.000%
Do not know	0	0.000%

Very good Good Neither good nor poor Poor
Very poor Do not know



Experience	Amount	Percentage
Very good & Good	4	100.000%
Very poor & Poor	0	0.000%
Neither good nor poor & Do not know	0	0.000%

Very good & Good Very poor & Poor
Neither good nor poor & Do not know

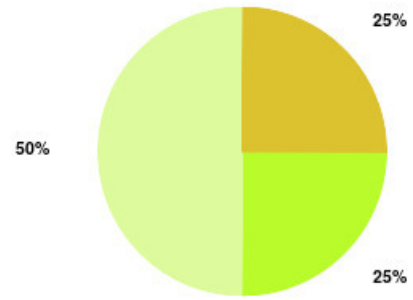


EMPOWER Summary

Number of responses: 4

Experience	Amount	Percentage
Very good	1	25.000%
Good	2	50.000%
Neither good nor poor	1	25.000%
Poor	0	0.000%
Very poor	0	0.000%
Do not know	0	0.000%

Very good Good Neither good nor poor Poor
Very poor Do not know



Experience	Amount	Percentage
Very good & Good	3	75.000%
Very poor & Poor	0	0.000%
Neither good nor poor & Do not know	1	25.000%



Exploring Opportunities Summary

Number of responses: 0

Falls Team (East Riding) Summary

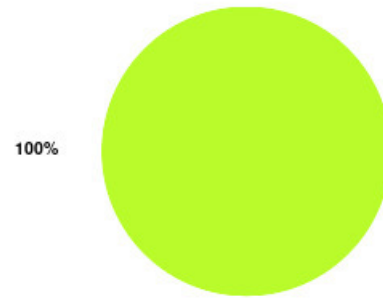
Number of responses: 0

Falls Team (Hull and East Riding) Summary

Number of responses: 7

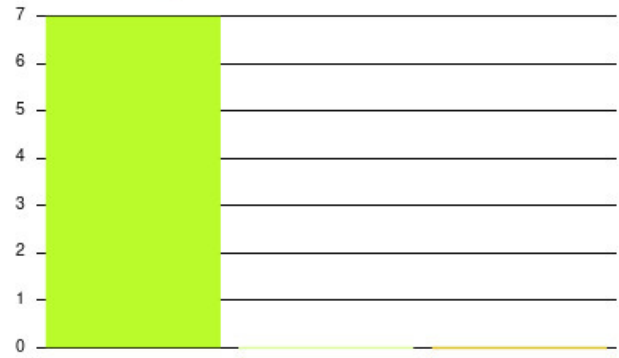
Experience	Amount	Percentage
Very good	7	100.000%
Good	0	0.000%
Neither good nor poor	0	0.000%
Poor	0	0.000%
Very poor	0	0.000%
Do not know	0	0.000%

Very good Good Neither good nor poor Poor
Very poor Do not know



Experience	Amount	Percentage
Very good & Good	7	100.000%
Very poor & Poor	0	0.000%
Neither good nor poor & Do not know	0	0.000%

Very good & Good Very poor & Poor
Neither good nor poor & Do not know



Fit4All Team (SH) Summary

Number of responses: 0

Gardening group Summary

Number of responses: 0

Gastroenterology Summary

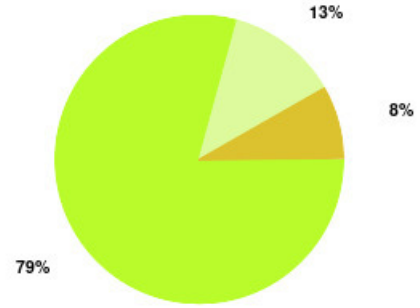
Number of responses: 0

Goole UTC Summary

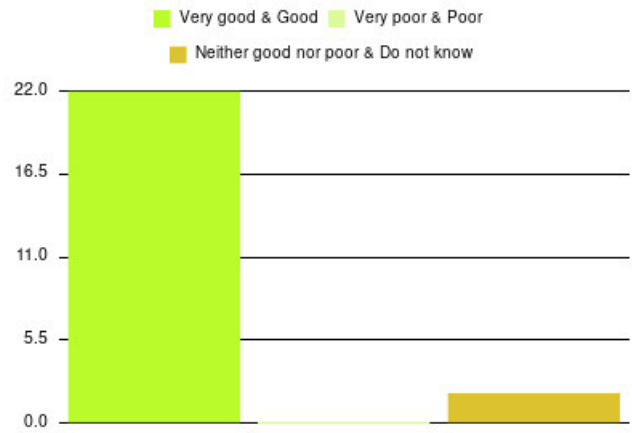
Number of responses: 24

Experience	Amount	Percentage
Very good	19	79.167%
Good	3	12.500%
Neither good nor poor	2	8.333%
Poor	0	0.000%
Very poor	0	0.000%
Do not know	0	0.000%

Very good Good Neither good nor poor Poor
Very poor Do not know



Experience	Amount	Percentage
Very good & Good	22	91.667%
Very poor & Poor	0	0.000%
Neither good nor poor & Do not know	2	8.333%

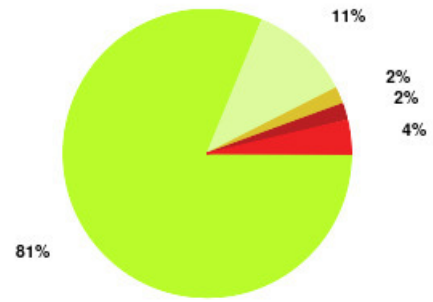


GP - East Park Surgery Summary

Number of responses: 53

Experience	Amount	Percentage
Very good	43	81.132%
Good	6	11.321%
Neither good nor poor	1	1.887%
Poor	1	1.887%
Very poor	2	3.774%
Do not know	0	0.000%

■ Very good
 ■ Good
 ■ Neither good nor poor
 ■ Poor
 ■ Very poor
 ■ Do not know



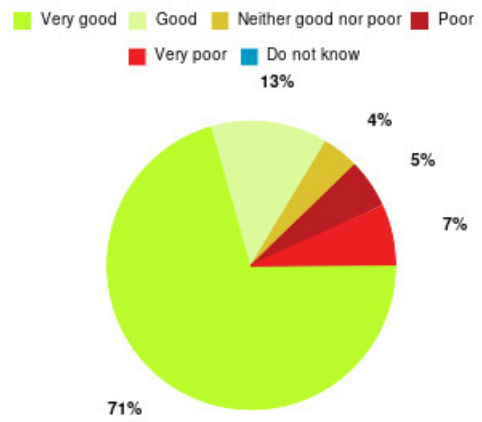
Experience	Amount	Percentage
Very good & Good	49	92.453%
Very poor & Poor	3	5.660%
Neither good nor poor & Do not know	1	1.887%



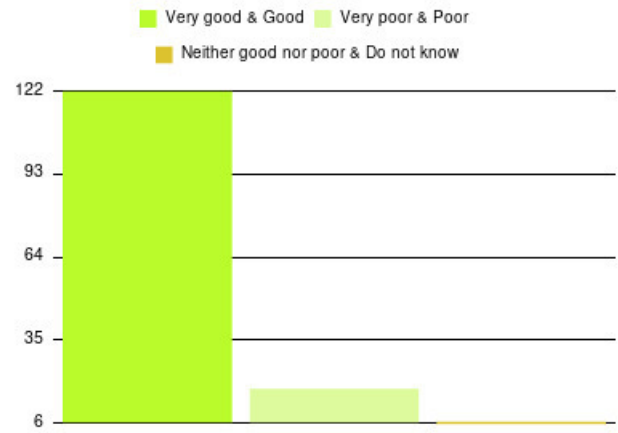
GP – Riverside Practice Summary

Number of responses: 146

Experience	Amount	Percentage
Very good	103	70.548%
Good	19	13.014%
Neither good nor poor	6	4.110%
Poor	8	5.479%
Very poor	10	6.849%
Do not know	0	0.000%



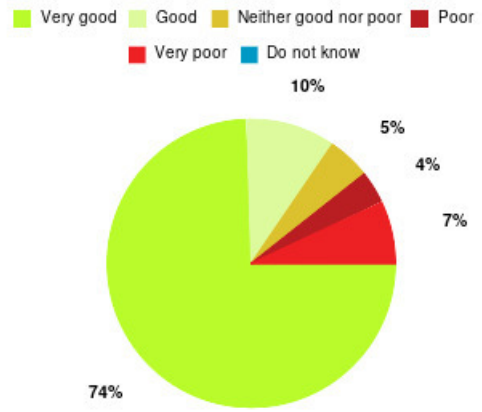
Experience	Amount	Percentage
Very good & Good	122	83.562%
Very poor & Poor	18	12.329%
Neither good nor poor & Do not know	6	4.110%



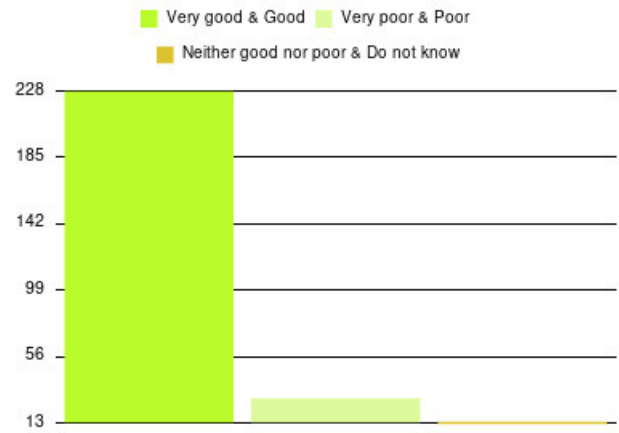
GP – The Quays Summary

Number of responses: 270

Experience	Amount	Percentage
Very good	201	74.444%
Good	27	10.000%
Neither good nor poor	13	4.815%
Poor	10	3.704%
Very poor	19	7.037%
Do not know	0	0.000%



Experience	Amount	Percentage
Very good & Good	228	84.444%
Very poor & Poor	29	10.741%
Neither good nor poor & Do not know	13	4.815%

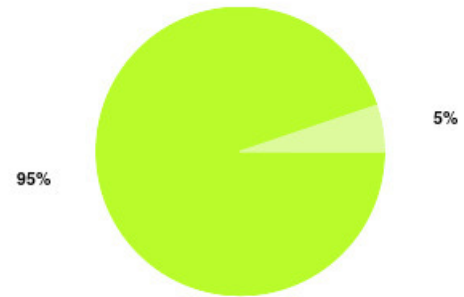


Health & Lifestyle Practitioners (Primary Care) Hull Summary

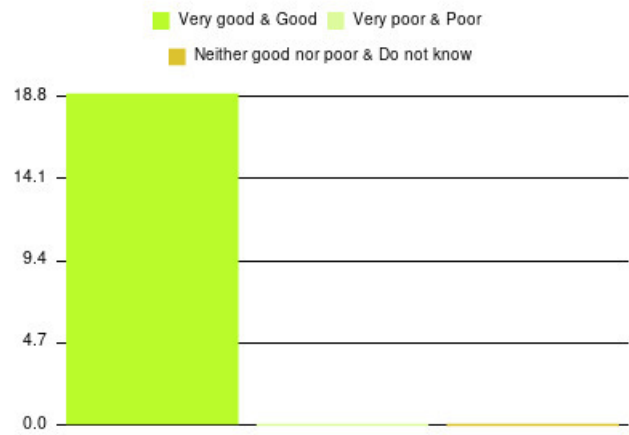
Number of responses: 19

Experience	Amount	Percentage
Very good	18	94.737%
Good	1	5.263%
Neither good nor poor	0	0.000%
Poor	0	0.000%
Very poor	0	0.000%
Do not know	0	0.000%

Very good Good Neither good nor poor Poor
Very poor Do not know



Experience	Amount	Percentage
Very good & Good	19	100.000%
Very poor & Poor	0	0.000%
Neither good nor poor & Do not know	0	0.000%

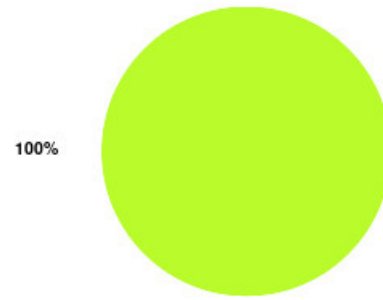


Health Checks (SH) Summary

Number of responses: 1

Experience	Amount	Percentage
Very good	1	100.000%
Good	0	0.000%
Neither good nor poor	0	0.000%
Poor	0	0.000%
Very poor	0	0.000%
Do not know	0	0.000%

Very good Good Neither good nor poor Poor
Very poor Do not know



Experience	Amount	Percentage
Very good & Good	1	100.000%
Very poor & Poor	0	0.000%
Neither good nor poor & Do not know	0	0.000%

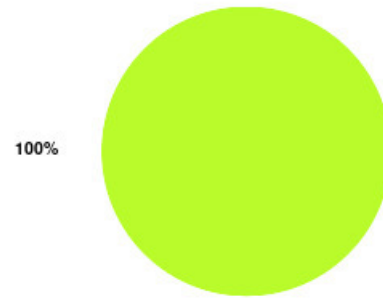


Health Trainers (inc Social Prescribing) SH Summary

Number of responses: 4

Experience	Amount	Percentage
Very good	4	100.000%
Good	0	0.000%
Neither good nor poor	0	0.000%
Poor	0	0.000%
Very poor	0	0.000%
Do not know	0	0.000%

Very good Good Neither good nor poor Poor
Very poor Do not know



Experience	Amount	Percentage
Very good & Good	4	100.000%
Very poor & Poor	0	0.000%
Neither good nor poor & Do not know	0	0.000%

Very good & Good Very poor & Poor
Neither good nor poor & Do not know



Healthy Hearts Summary

Number of responses: 0

Healthy St Helens Summary

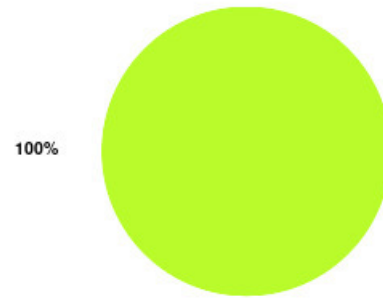
Number of responses: 0

Holderness ICC Summary

Number of responses: 5

Experience	Amount	Percentage
Very good	5	100.000%
Good	0	0.000%
Neither good nor poor	0	0.000%
Poor	0	0.000%
Very poor	0	0.000%
Do not know	0	0.000%

Very good Good Neither good nor poor Poor
Very poor Do not know



Experience	Amount	Percentage
Very good & Good	5	100.000%
Very poor & Poor	0	0.000%
Neither good nor poor & Do not know	0	0.000%

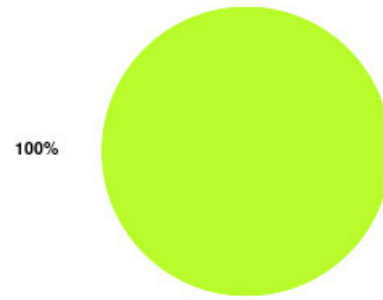


Home Oxygen Service (East Riding) Summary

Number of responses: 5

Experience	Amount	Percentage
Very good	5	100.000%
Good	0	0.000%
Neither good nor poor	0	0.000%
Poor	0	0.000%
Very poor	0	0.000%
Do not know	0	0.000%

Very good Good Neither good nor poor Poor
Very poor Do not know



Experience	Amount	Percentage
Very good & Good	5	100.000%
Very poor & Poor	0	0.000%
Neither good nor poor & Do not know	0	0.000%

Very good & Good Very poor & Poor
Neither good nor poor & Do not know

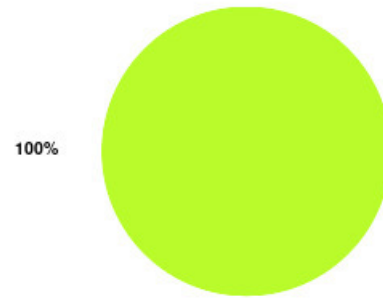


Home Oxygen Service (Hull) Summary

Number of responses: 4

Experience	Amount	Percentage
Very good	4	100.000%
Good	0	0.000%
Neither good nor poor	0	0.000%
Poor	0	0.000%
Very poor	0	0.000%
Do not know	0	0.000%

Very good Good Neither good nor poor Poor
Very poor Do not know



Experience	Amount	Percentage
Very good & Good	4	100.000%
Very poor & Poor	0	0.000%
Neither good nor poor & Do not know	0	0.000%

Very good & Good Very poor & Poor
Neither good nor poor & Do not know

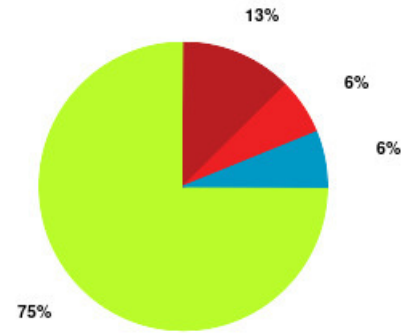


HRI UTC Summary

Number of responses: 16

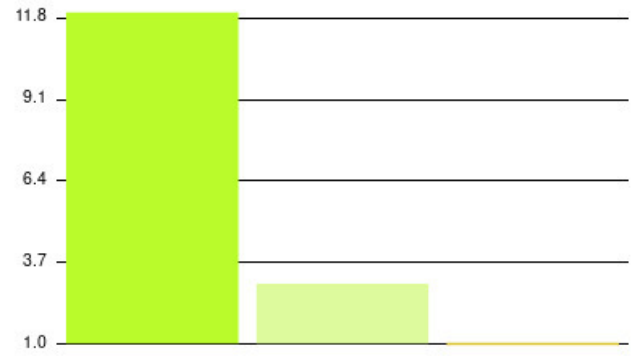
Experience	Amount	Percentage
Very good	12	75.000%
Good	0	0.000%
Neither good nor poor	0	0.000%
Poor	2	12.500%
Very poor	1	6.250%
Do not know	1	6.250%

Very good Good Neither good nor poor Poor
Very poor Do not know



Experience	Amount	Percentage
Very good & Good	12	75.000%
Very poor & Poor	3	18.750%
Neither good nor poor & Do not know	1	6.250%

Very good & Good Very poor & Poor
Neither good nor poor & Do not know



Hull and East Riding Accelerated Lower Limb (HEAL) Pathway Summary

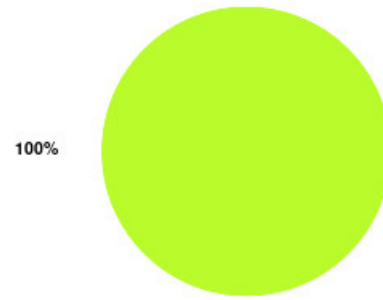
Number of responses: 0

Hull and ER Fracture Liaison Service Summary

Number of responses: 2

Experience	Amount	Percentage
Very good	2	100.000%
Good	0	0.000%
Neither good nor poor	0	0.000%
Poor	0	0.000%
Very poor	0	0.000%
Do not know	0	0.000%

Very good Good Neither good nor poor Poor
Very poor Do not know



Experience	Amount	Percentage
Very good & Good	2	100.000%
Very poor & Poor	0	0.000%
Neither good nor poor & Do not know	0	0.000%



Hull Complex Wounds Summary

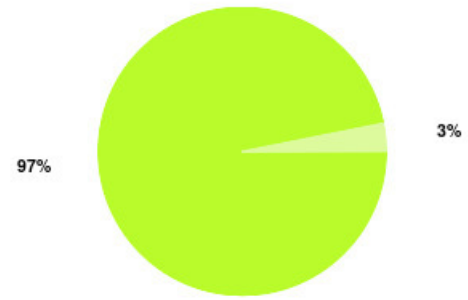
Number of responses: 0

Hull First Falls Summary

Number of responses: 31

Experience	Amount	Percentage
Very good	30	96.774%
Good	1	3.226%
Neither good nor poor	0	0.000%
Poor	0	0.000%
Very poor	0	0.000%
Do not know	0	0.000%

Very good Good Neither good nor poor Poor
Very poor Do not know



Experience	Amount	Percentage
Very good & Good	31	100.000%
Very poor & Poor	0	0.000%
Neither good nor poor & Do not know	0	0.000%

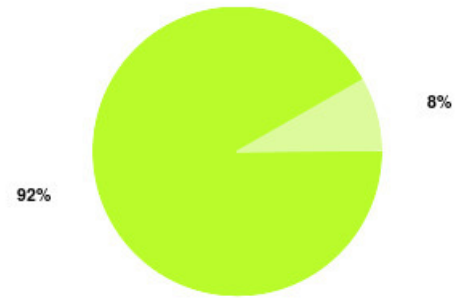


Infant Feeding Service (SH) Summary

Number of responses: 24

Experience	Amount	Percentage
Very good	22	91.667%
Good	2	8.333%
Neither good nor poor	0	0.000%
Poor	0	0.000%
Very poor	0	0.000%
Do not know	0	0.000%

■ Very good
 ■ Good
 ■ Neither good nor poor
 ■ Poor
 ■ Very poor
 ■ Do not know



Experience	Amount	Percentage
Very good & Good	24	100.000%
Very poor & Poor	0	0.000%
Neither good nor poor & Do not know	0	0.000%

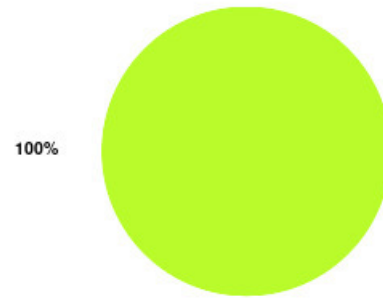


Intermediate Care - Hull & ER Community Team Summary

Number of responses: 6

Experience	Amount	Percentage
Very good	6	100.000%
Good	0	0.000%
Neither good nor poor	0	0.000%
Poor	0	0.000%
Very poor	0	0.000%
Do not know	0	0.000%

Very good Good Neither good nor poor Poor
Very poor Do not know



Experience	Amount	Percentage
Very good & Good	6	100.000%
Very poor & Poor	0	0.000%
Neither good nor poor & Do not know	0	0.000%

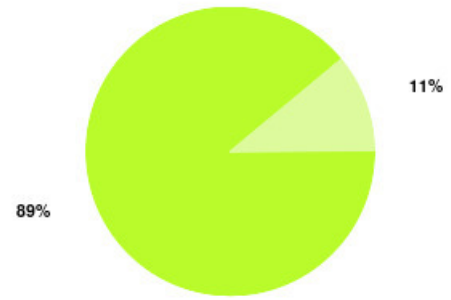


Intermediate Care bedded unit - ERCH Summary

Number of responses: 9

Experience	Amount	Percentage
Very good	8	88.889%
Good	1	11.111%
Neither good nor poor	0	0.000%
Poor	0	0.000%
Very poor	0	0.000%
Do not know	0	0.000%

■ Very good
 ■ Good
 ■ Neither good nor poor
 ■ Poor
 ■ Very poor
 ■ Do not know



Experience	Amount	Percentage
Very good & Good	9	100.000%
Very poor & Poor	0	0.000%
Neither good nor poor & Do not know	0	0.000%

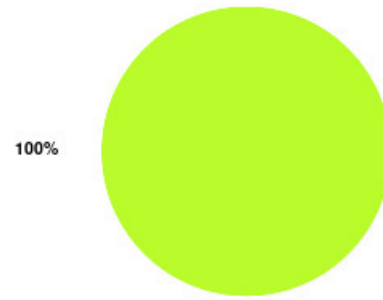


Intermediate Care bedded unit - Highfield Summary

Number of responses: 1

Experience	Amount	Percentage
Very good	1	100.000%
Good	0	0.000%
Neither good nor poor	0	0.000%
Poor	0	0.000%
Very poor	0	0.000%
Do not know	0	0.000%

Very good Good Neither good nor poor Poor
Very poor Do not know



Experience	Amount	Percentage
Very good & Good	1	100.000%
Very poor & Poor	0	0.000%
Neither good nor poor & Do not know	0	0.000%

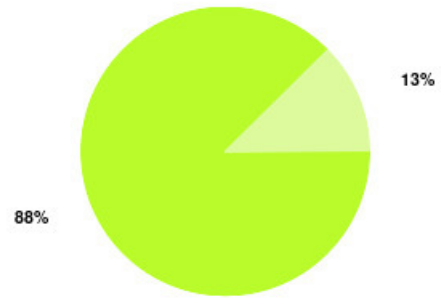


Intermediate Care bedded unit - Holyname Summary

Number of responses: 8

Experience	Amount	Percentage
Very good	7	87.500%
Good	1	12.500%
Neither good nor poor	0	0.000%
Poor	0	0.000%
Very poor	0	0.000%
Do not know	0	0.000%

Very good Good Neither good nor poor Poor
Very poor Do not know



Experience	Amount	Percentage
Very good & Good	8	100.000%
Very poor & Poor	0	0.000%
Neither good nor poor & Do not know	0	0.000%

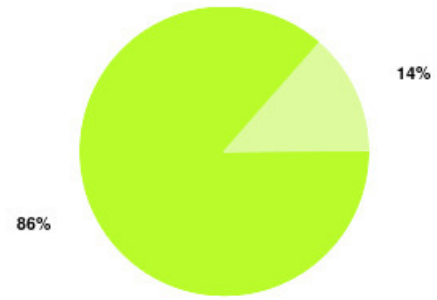


Intermediate Care bedded unit - Rossmore Summary

Number of responses: 22

Experience	Amount	Percentage
Very good	19	86.364%
Good	3	13.636%
Neither good nor poor	0	0.000%
Poor	0	0.000%
Very poor	0	0.000%
Do not know	0	0.000%

■ Very good
 ■ Good
 ■ Neither good nor poor
 ■ Poor
 ■ Very poor
 ■ Do not know



Experience	Amount	Percentage
Very good & Good	22	100.000%
Very poor & Poor	0	0.000%
Neither good nor poor & Do not know	0	0.000%

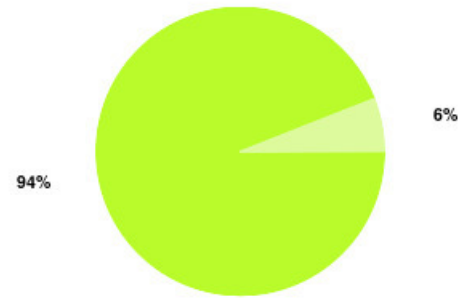


Jean Bishop ICC Summary

Number of responses: 66

Experience	Amount	Percentage
Very good	62	93.939%
Good	4	6.061%
Neither good nor poor	0	0.000%
Poor	0	0.000%
Very poor	0	0.000%
Do not know	0	0.000%

Very good Good Neither good nor poor Poor
Very poor Do not know



Experience	Amount	Percentage
Very good & Good	66	100.000%
Very poor & Poor	0	0.000%
Neither good nor poor & Do not know	0	0.000%

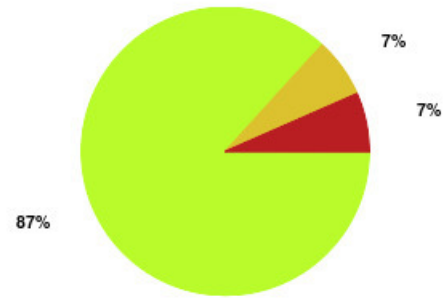


Let's Talk (Hull) Summary

Number of responses: 15

Experience	Amount	Percentage
Very good	13	86.667%
Good	0	0.000%
Neither good nor poor	1	6.667%
Poor	1	6.667%
Very poor	0	0.000%
Do not know	0	0.000%

■ Very good
 ■ Good
 ■ Neither good nor poor
 ■ Poor
 ■ Very poor
 ■ Do not know



Experience	Amount	Percentage
Very good & Good	13	86.667%
Very poor & Poor	1	6.667%
Neither good nor poor & Do not know	1	6.667%



Let's Talk - Cruse Summary

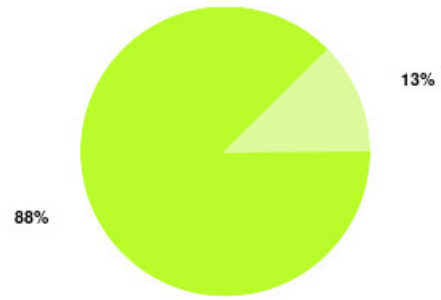
Number of responses: 0

Let's Talk - Employment Advisors Summary

Number of responses: 8

Experience	Amount	Percentage
Very good	7	87.500%
Good	1	12.500%
Neither good nor poor	0	0.000%
Poor	0	0.000%
Very poor	0	0.000%
Do not know	0	0.000%

Very good Good Neither good nor poor Poor
Very poor Do not know



Experience	Amount	Percentage
Very good & Good	8	100.000%
Very poor & Poor	0	0.000%
Neither good nor poor & Do not know	0	0.000%

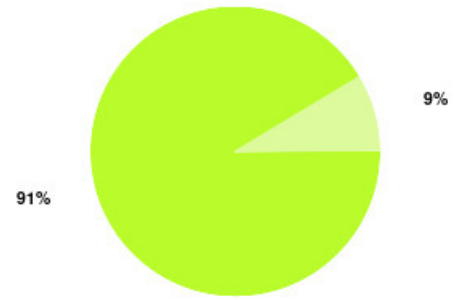


Let's Talk - Focus Counselling Summary

Number of responses: 23

Experience	Amount	Percentage
Very good	21	91.304%
Good	2	8.696%
Neither good nor poor	0	0.000%
Poor	0	0.000%
Very poor	0	0.000%
Do not know	0	0.000%

Very good Good Neither good nor poor Poor
Very poor Do not know



Experience	Amount	Percentage
Very good & Good	23	100.000%
Very poor & Poor	0	0.000%
Neither good nor poor & Do not know	0	0.000%

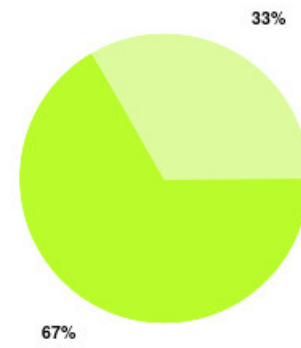


Let's Talk - Good Day Therapy Summary

Number of responses: 3

Experience	Amount	Percentage
Very good	2	66.667%
Good	1	33.333%
Neither good nor poor	0	0.000%
Poor	0	0.000%
Very poor	0	0.000%
Do not know	0	0.000%

Very good Good Neither good nor poor Poor
Very poor Do not know



Experience	Amount	Percentage
Very good & Good	3	100.000%
Very poor & Poor	0	0.000%
Neither good nor poor & Do not know	0	0.000%

Very good & Good Very poor & Poor
Neither good nor poor & Do not know



Let's Talk - HEY Mind Summary

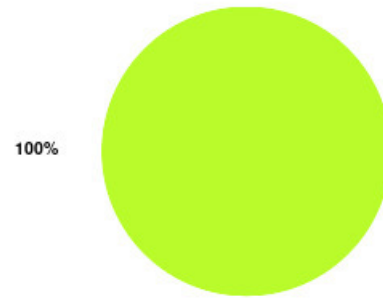
Number of responses: 0

Let's Talk - House of Light Summary

Number of responses: 11

Experience	Amount	Percentage
Very good	11	100.000%
Good	0	0.000%
Neither good nor poor	0	0.000%
Poor	0	0.000%
Very poor	0	0.000%
Do not know	0	0.000%

Very good Good Neither good nor poor Poor
Very poor Do not know



Experience	Amount	Percentage
Very good & Good	11	100.000%
Very poor & Poor	0	0.000%
Neither good nor poor & Do not know	0	0.000%



Let's Talk - Joan Pickard Ltd Summary

Number of responses: 0

Let's Talk - Relate Summary

Number of responses: 0

Let's Talk - S2BH Summary

Number of responses: 0

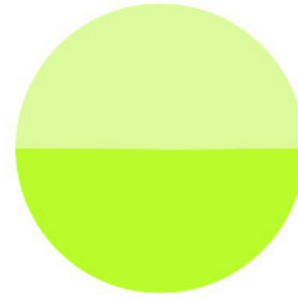
Let's Talk - Temenos Summary

Number of responses: 2

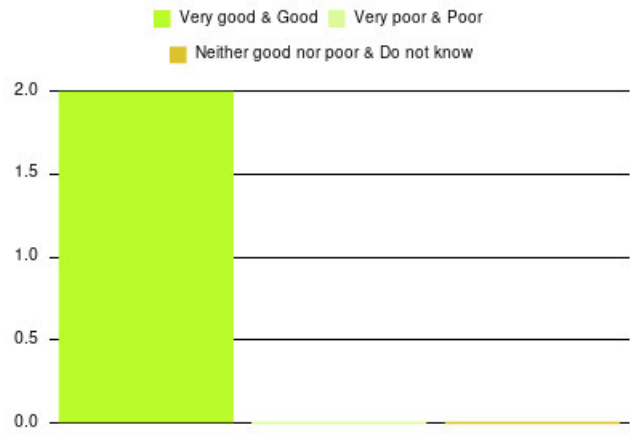
Experience	Amount	Percentage
Very good	1	50.000%
Good	1	50.000%
Neither good nor poor	0	0.000%
Poor	0	0.000%
Very poor	0	0.000%
Do not know	0	0.000%

Experience	Amount	Percentage
Very good & Good	2	100.000%
Very poor & Poor	0	0.000%
Neither good nor poor & Do not know	0	0.000%

Very good Good Neither good nor poor Poor
Very poor Do not know
50%



50%

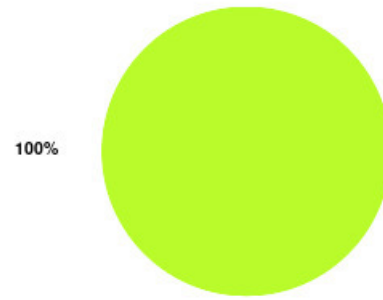


Lifestyle Referral (SH) Summary

Number of responses: 2

Experience	Amount	Percentage
Very good	2	100.000%
Good	0	0.000%
Neither good nor poor	0	0.000%
Poor	0	0.000%
Very poor	0	0.000%
Do not know	0	0.000%

Very good Good Neither good nor poor Poor
Very poor Do not know



Experience	Amount	Percentage
Very good & Good	2	100.000%
Very poor & Poor	0	0.000%
Neither good nor poor & Do not know	0	0.000%

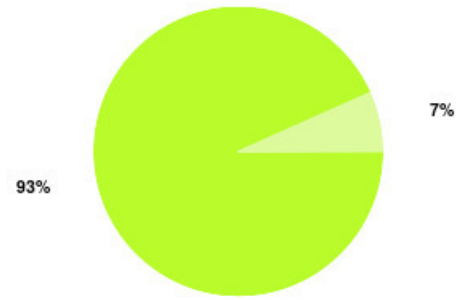


Liverpool Stop Smoking Service Summary

Number of responses: 74

Experience	Amount	Percentage
Very good	69	93.243%
Good	5	6.757%
Neither good nor poor	0	0.000%
Poor	0	0.000%
Very poor	0	0.000%
Do not know	0	0.000%

Very good Good Neither good nor poor Poor
Very poor Do not know



Experience	Amount	Percentage
Very good & Good	74	100.000%
Very poor & Poor	0	0.000%
Neither good nor poor & Do not know	0	0.000%

Very good & Good Very poor & Poor
Neither good nor poor & Do not know



Local Outbreak Team Summary

Number of responses: 0

Looked After Children Summary

Number of responses: 0

Lymphoedema Summary

Number of responses: 0

Lymphoedema (East Riding) Summary

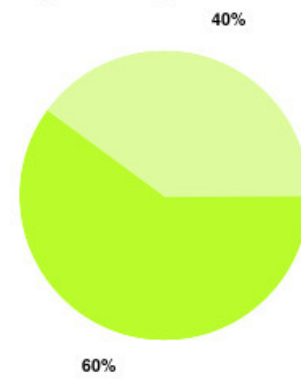
Number of responses: 0

ME/CFS Summary

Number of responses: 5

Experience	Amount	Percentage
Very good	3	60.000%
Good	2	40.000%
Neither good nor poor	0	0.000%
Poor	0	0.000%
Very poor	0	0.000%
Do not know	0	0.000%

Very good Good Neither good nor poor Poor
Very poor Do not know



Experience	Amount	Percentage
Very good & Good	5	100.000%
Very poor & Poor	0	0.000%
Neither good nor poor & Do not know	0	0.000%

Very good & Good Very poor & Poor
Neither good nor poor & Do not know



Medicines Management - Care Home Service Summary

Number of responses: 0

Men's Health Events Summary

Number of responses: 0

Mental Health Team (SH) Summary

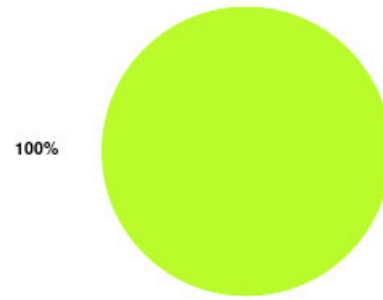
Number of responses: 0

MSK Physiotherapy Summary

Number of responses: 1

Experience	Amount	Percentage
Very good	1	100.000%
Good	0	0.000%
Neither good nor poor	0	0.000%
Poor	0	0.000%
Very poor	0	0.000%
Do not know	0	0.000%

Very good Good Neither good nor poor Poor
Very poor Do not know



Experience	Amount	Percentage
Very good & Good	1	100.000%
Very poor & Poor	0	0.000%
Neither good nor poor & Do not know	0	0.000%

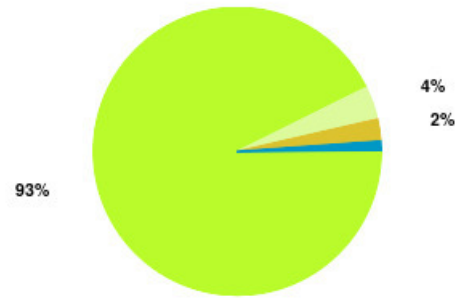


MSK Physiotherapy - Alfred Bean Hospital Summary

Number of responses: 81

Experience	Amount	Percentage
Very good	75	92.593%
Good	3	3.704%
Neither good nor poor	2	2.469%
Poor	0	0.000%
Very poor	0	0.000%
Do not know	1	1.235%

■ Very good
 ■ Good
 ■ Neither good nor poor
 ■ Poor
 ■ Very poor
 ■ Do not know



Experience	Amount	Percentage
Very good & Good	78	96.296%
Very poor & Poor	0	0.000%
Neither good nor poor & Do not know	3	3.704%

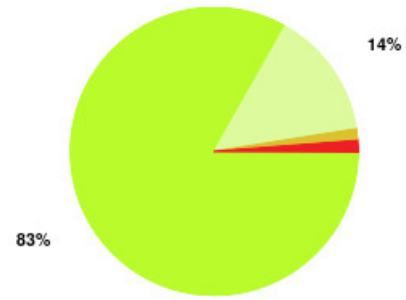


MSK Physiotherapy - Bridlington Hospital Summary

Number of responses: 77

Experience	Amount	Percentage
Very good	64	83.117%
Good	11	14.286%
Neither good nor poor	1	1.299%
Poor	0	0.000%
Very poor	1	1.299%
Do not know	0	0.000%

■ Very good
 ■ Good
 ■ Neither good nor poor
 ■ Poor
 ■ Very poor
 ■ Do not know



Experience	Amount	Percentage
Very good & Good	75	97.403%
Very poor & Poor	1	1.299%
Neither good nor poor & Do not know	1	1.299%

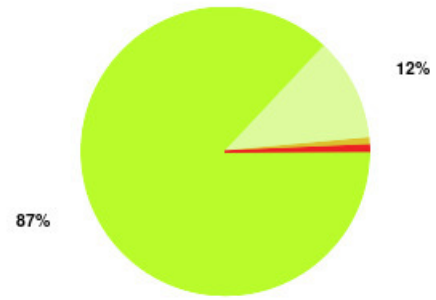


MSK Physiotherapy - East Riding Community Hospital Summary

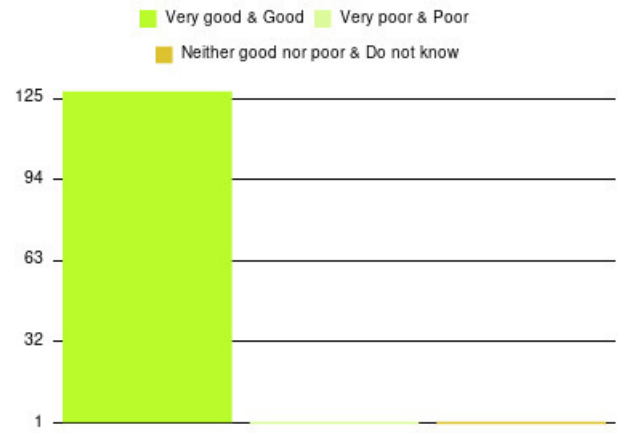
Number of responses: 130

Experience	Amount	Percentage
Very good	113	86.923%
Good	15	11.538%
Neither good nor poor	1	0.769%
Poor	0	0.000%
Very poor	1	0.769%
Do not know	0	0.000%

■ Very good
 ■ Good
 ■ Neither good nor poor
 ■ Poor
 ■ Very poor
 ■ Do not know



Experience	Amount	Percentage
Very good & Good	128	98.462%
Very poor & Poor	1	0.769%
Neither good nor poor & Do not know	1	0.769%

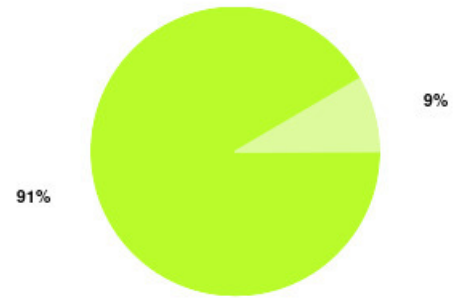


MSK Physiotherapy - Goole & District Hospital Summary

Number of responses: 47

Experience	Amount	Percentage
Very good	43	91.489%
Good	4	8.511%
Neither good nor poor	0	0.000%
Poor	0	0.000%
Very poor	0	0.000%
Do not know	0	0.000%

■ Very good
 ■ Good
 ■ Neither good nor poor
 ■ Poor
 ■ Very poor
 ■ Do not know



Experience	Amount	Percentage
Very good & Good	47	100.000%
Very poor & Poor	0	0.000%
Neither good nor poor & Do not know	0	0.000%

■ Very good & Good
 ■ Very poor & Poor
 ■ Neither good nor poor & Do not know

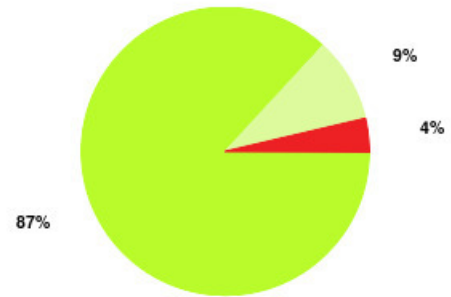


MSK Physiotherapy - Hessele Health Centre Summary

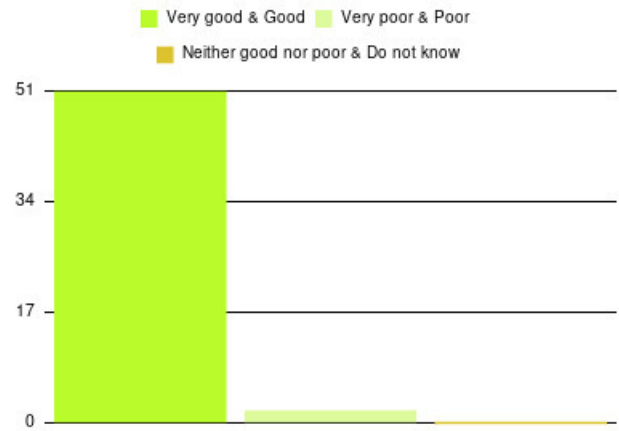
Number of responses: 53

Experience	Amount	Percentage
Very good	46	86.792%
Good	5	9.434%
Neither good nor poor	0	0.000%
Poor	0	0.000%
Very poor	2	3.774%
Do not know	0	0.000%

■ Very good
 ■ Good
 ■ Neither good nor poor
 ■ Poor
 ■ Very poor
 ■ Do not know



Experience	Amount	Percentage
Very good & Good	51	96.226%
Very poor & Poor	2	3.774%
Neither good nor poor & Do not know	0	0.000%

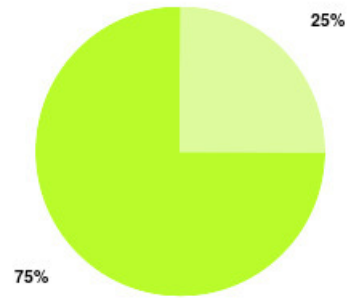


MSK Physiotherapy - Hornsea Cottage Hospital Summary

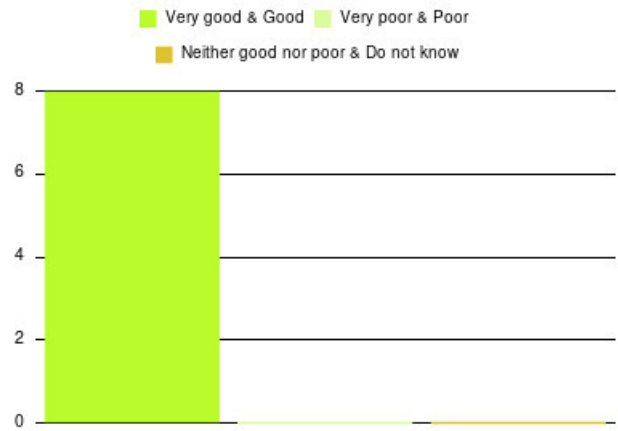
Number of responses: 8

Experience	Amount	Percentage
Very good	6	75.000%
Good	2	25.000%
Neither good nor poor	0	0.000%
Poor	0	0.000%
Very poor	0	0.000%
Do not know	0	0.000%

Very good Good Neither good nor poor Poor
Very poor Do not know



Experience	Amount	Percentage
Very good & Good	8	100.000%
Very poor & Poor	0	0.000%
Neither good nor poor & Do not know	0	0.000%

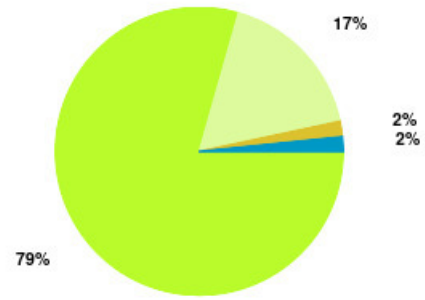


MSK Physiotherapy - Telehealth Summary

Number of responses: 58

Experience	Amount	Percentage
Very good	46	79.310%
Good	10	17.241%
Neither good nor poor	1	1.724%
Poor	0	0.000%
Very poor	0	0.000%
Do not know	1	1.724%

■ Very good
 ■ Good
 ■ Neither good nor poor
 ■ Poor
 ■ Very poor
 ■ Do not know



Experience	Amount	Percentage
Very good & Good	56	96.552%
Very poor & Poor	0	0.000%
Neither good nor poor & Do not know	2	3.448%

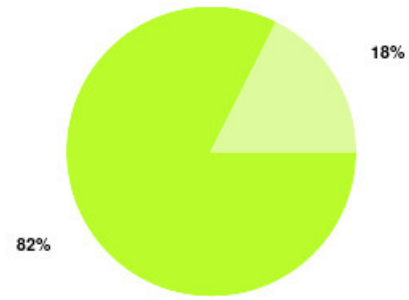


MSK Physiotherapy - Withernsea Hospital Summary

Number of responses: 17

Experience	Amount	Percentage
Very good	14	82.353%
Good	3	17.647%
Neither good nor poor	0	0.000%
Poor	0	0.000%
Very poor	0	0.000%
Do not know	0	0.000%

■ Very good
 ■ Good
 ■ Neither good nor poor
 ■ Poor
 ■ Very poor
 ■ Do not know



Experience	Amount	Percentage
Very good & Good	17	100.000%
Very poor & Poor	0	0.000%
Neither good nor poor & Do not know	0	0.000%



Night Care Service (EOL) Summary

Number of responses: 0

OccWellbeing Summary

Number of responses: 0

Oral Health (SH) Summary

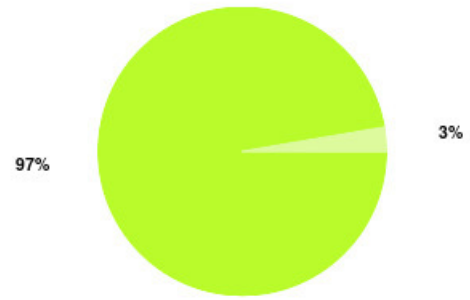
Number of responses: 0

Oral Health Promotion Team Summary

Number of responses: 36

Experience	Amount	Percentage
Very good	35	97.222%
Good	1	2.778%
Neither good nor poor	0	0.000%
Poor	0	0.000%
Very poor	0	0.000%
Do not know	0	0.000%

Very good Good Neither good nor poor Poor
Very poor Do not know



Experience	Amount	Percentage
Very good & Good	36	100.000%
Very poor & Poor	0	0.000%
Neither good nor poor & Do not know	0	0.000%

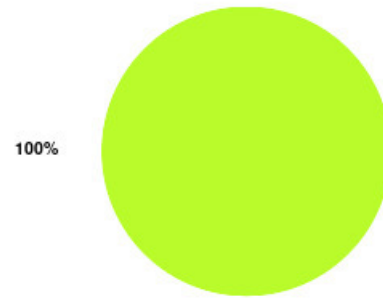


Out of Hours Nursing (East Riding) Summary

Number of responses: 1

Experience	Amount	Percentage
Very good	1	100.000%
Good	0	0.000%
Neither good nor poor	0	0.000%
Poor	0	0.000%
Very poor	0	0.000%
Do not know	0	0.000%

Very good Good Neither good nor poor Poor
Very poor Do not know



Experience	Amount	Percentage
Very good & Good	1	100.000%
Very poor & Poor	0	0.000%
Neither good nor poor & Do not know	0	0.000%

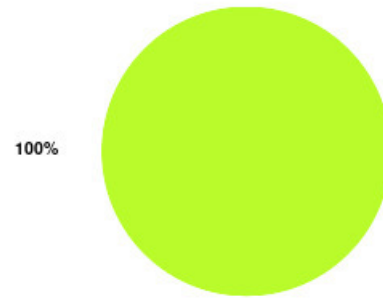


Out of Hours Nursing (EOL) Summary

Number of responses: 1

Experience	Amount	Percentage
Very good	1	100.000%
Good	0	0.000%
Neither good nor poor	0	0.000%
Poor	0	0.000%
Very poor	0	0.000%
Do not know	0	0.000%

Very good Good Neither good nor poor Poor
Very poor Do not know



Experience	Amount	Percentage
Very good & Good	1	100.000%
Very poor & Poor	0	0.000%
Neither good nor poor & Do not know	0	0.000%

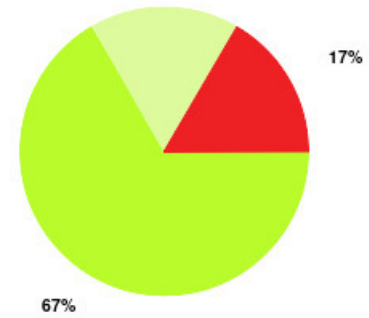


Pain Management - ER & VoY Summary

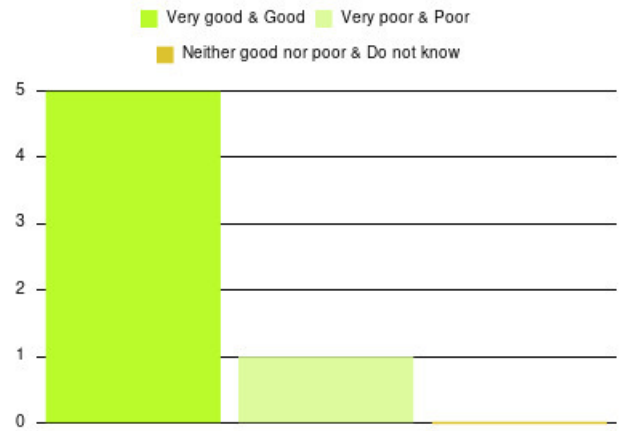
Number of responses: 6

Experience	Amount	Percentage
Very good	4	66.667%
Good	1	16.667%
Neither good nor poor	0	0.000%
Poor	0	0.000%
Very poor	1	16.667%
Do not know	0	0.000%

■ Very good
 ■ Good
 ■ Neither good nor poor
 ■ Poor
■ Very poor
 ■ Do not know



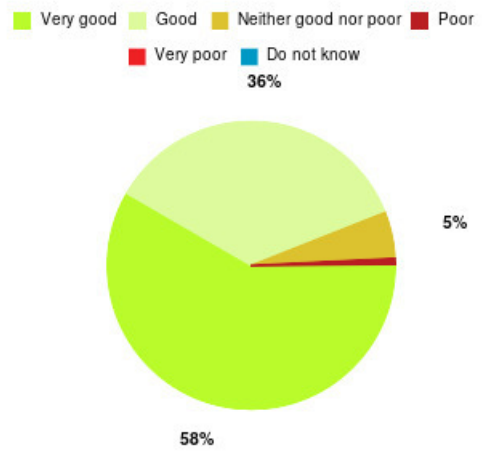
Experience	Amount	Percentage
Very good & Good	5	83.333%
Very poor & Poor	1	16.667%
Neither good nor poor & Do not know	0	0.000%



Pain Management - Hull Summary

Number of responses: 115

Experience	Amount	Percentage
Very good	67	58.261%
Good	41	35.652%
Neither good nor poor	6	5.217%
Poor	1	0.870%
Very poor	0	0.000%
Do not know	0	0.000%



Experience	Amount	Percentage
Very good & Good	108	93.913%
Very poor & Poor	1	0.870%
Neither good nor poor & Do not know	6	5.217%

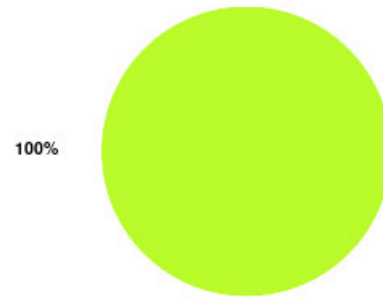


Parkinson's Hub (ICC) Summary

Number of responses: 1

Experience	Amount	Percentage
Very good	1	100.000%
Good	0	0.000%
Neither good nor poor	0	0.000%
Poor	0	0.000%
Very poor	0	0.000%
Do not know	0	0.000%

Very good Good Neither good nor poor Poor
Very poor Do not know



Experience	Amount	Percentage
Very good & Good	1	100.000%
Very poor & Poor	0	0.000%
Neither good nor poor & Do not know	0	0.000%



PAUL for Brain recovery Summary

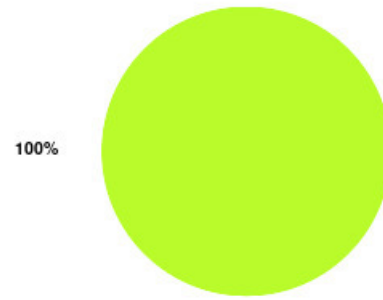
Number of responses: 0

Pharmacies Summary

Number of responses: 2

Experience	Amount	Percentage
Very good	2	100.000%
Good	0	0.000%
Neither good nor poor	0	0.000%
Poor	0	0.000%
Very poor	0	0.000%
Do not know	0	0.000%

Very good Good Neither good nor poor Poor
Very poor Do not know



Experience	Amount	Percentage
Very good & Good	2	100.000%
Very poor & Poor	0	0.000%
Neither good nor poor & Do not know	0	0.000%



Phlebotomy - Withernsea Hospital Summary

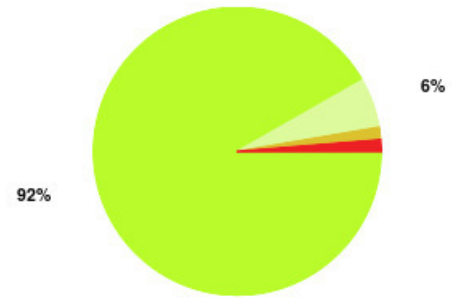
Number of responses: 0

Podiatry (ER - Beverley) Summary

Number of responses: 72

Experience	Amount	Percentage
Very good	66	91.667%
Good	4	5.556%
Neither good nor poor	1	1.389%
Poor	0	0.000%
Very poor	1	1.389%
Do not know	0	0.000%

■ Very good
 ■ Good
 ■ Neither good nor poor
 ■ Poor
 ■ Very poor
 ■ Do not know



Experience	Amount	Percentage
Very good & Good	70	97.222%
Very poor & Poor	1	1.389%
Neither good nor poor & Do not know	1	1.389%

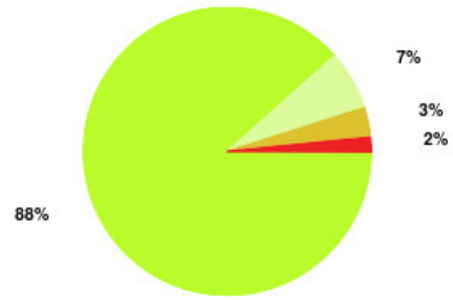


Podiatry (ER - Bridlington) Summary

Number of responses: 60

Experience	Amount	Percentage
Very good	53	88.333%
Good	4	6.667%
Neither good nor poor	2	3.333%
Poor	0	0.000%
Very poor	1	1.667%
Do not know	0	0.000%

■ Very good
 ■ Good
 ■ Neither good nor poor
 ■ Poor
 ■ Very poor
 ■ Do not know



Experience	Amount	Percentage
Very good & Good	57	95.000%
Very poor & Poor	1	1.667%
Neither good nor poor & Do not know	2	3.333%

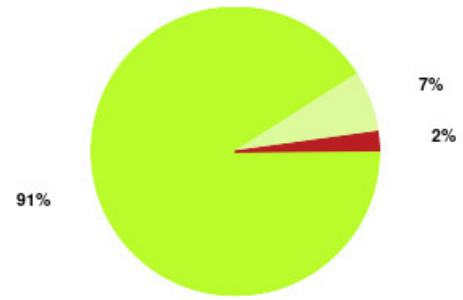


Podiatry (ER - Driffield) Summary

Number of responses: 44

Experience	Amount	Percentage
Very good	40	90.909%
Good	3	6.818%
Neither good nor poor	0	0.000%
Poor	1	2.273%
Very poor	0	0.000%
Do not know	0	0.000%

■ Very good
 ■ Good
 ■ Neither good nor poor
 ■ Poor
 ■ Very poor
 ■ Do not know



Experience	Amount	Percentage
Very good & Good	43	97.727%
Very poor & Poor	1	2.273%
Neither good nor poor & Do not know	0	0.000%

■ Very good & Good
 ■ Very poor & Poor
 ■ Neither good nor poor & Do not know

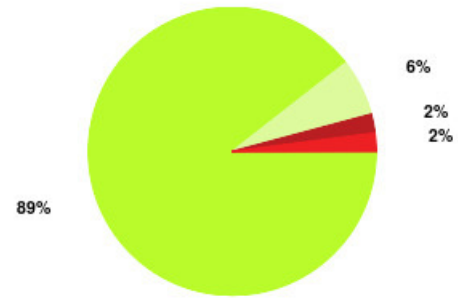


Podiatry (ER - Goole) Summary

Number of responses: 47

Experience	Amount	Percentage
Very good	42	89.362%
Good	3	6.383%
Neither good nor poor	0	0.000%
Poor	1	2.128%
Very poor	1	2.128%
Do not know	0	0.000%

■ Very good
 ■ Good
 ■ Neither good nor poor
 ■ Poor
■ Very poor
 ■ Do not know



Experience	Amount	Percentage
Very good & Good	45	95.745%
Very poor & Poor	2	4.255%
Neither good nor poor & Do not know	0	0.000%



Podiatry (ER - Hedon/Rosedale) Summary

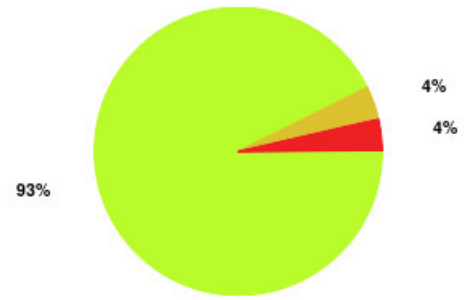
Number of responses: 0

Podiatry (ER - Hesse) Summary

Number of responses: 54

Experience	Amount	Percentage
Very good	50	92.593%
Good	0	0.000%
Neither good nor poor	2	3.704%
Poor	0	0.000%
Very poor	2	3.704%
Do not know	0	0.000%

■ Very good
 ■ Good
 ■ Neither good nor poor
 ■ Poor
■ Very poor
 ■ Do not know



Experience	Amount	Percentage
Very good & Good	50	92.593%
Very poor & Poor	2	3.704%
Neither good nor poor & Do not know	2	3.704%

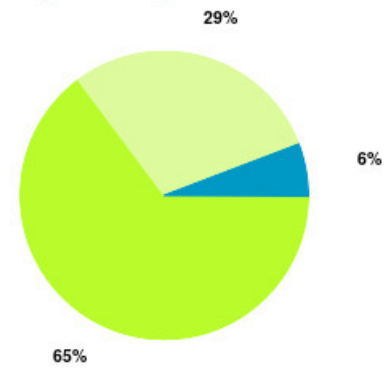


Podiatry (ER - Home visits) Summary

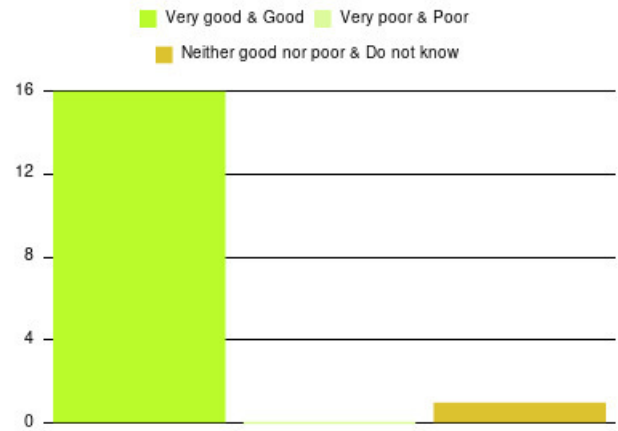
Number of responses: 17

Experience	Amount	Percentage
Very good	11	64.706%
Good	5	29.412%
Neither good nor poor	0	0.000%
Poor	0	0.000%
Very poor	0	0.000%
Do not know	1	5.882%

■ Very good
 ■ Good
 ■ Neither good nor poor
 ■ Poor
 ■ Very poor
 ■ Do not know



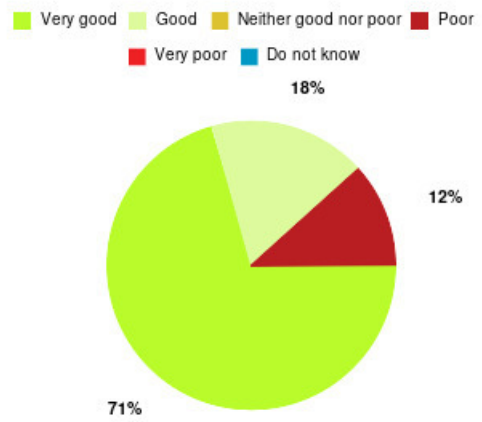
Experience	Amount	Percentage
Very good & Good	16	94.118%
Very poor & Poor	0	0.000%
Neither good nor poor & Do not know	1	5.882%



Podiatry (ER - Hornsea) Summary

Number of responses: 17

Experience	Amount	Percentage
Very good	12	70.588%
Good	3	17.647%
Neither good nor poor	0	0.000%
Poor	2	11.765%
Very poor	0	0.000%
Do not know	0	0.000%



Experience	Amount	Percentage
Very good & Good	15	88.235%
Very poor & Poor	2	11.765%
Neither good nor poor & Do not know	0	0.000%

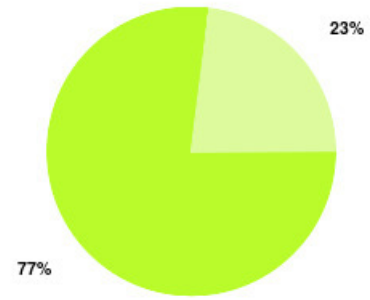


Podiatry (ER - Market Weighton) Summary

Number of responses: 13

Experience	Amount	Percentage
Very good	10	76.923%
Good	3	23.077%
Neither good nor poor	0	0.000%
Poor	0	0.000%
Very poor	0	0.000%
Do not know	0	0.000%

■ Very good
 ■ Good
 ■ Neither good nor poor
 ■ Poor
 ■ Very poor
 ■ Do not know



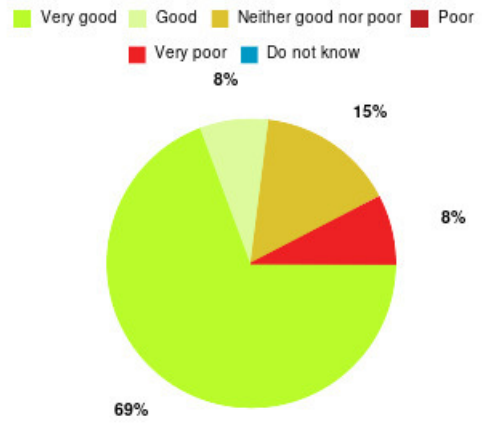
Experience	Amount	Percentage
Very good & Good	13	100.000%
Very poor & Poor	0	0.000%
Neither good nor poor & Do not know	0	0.000%



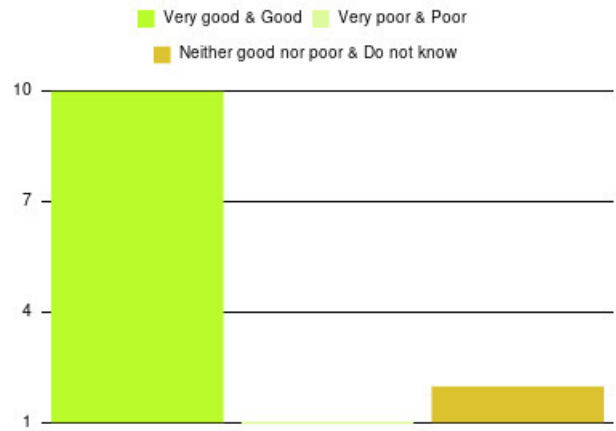
Podiatry (ER - MSK) Summary

Number of responses: 13

Experience	Amount	Percentage
Very good	9	69.231%
Good	1	7.692%
Neither good nor poor	2	15.385%
Poor	0	0.000%
Very poor	1	7.692%
Do not know	0	0.000%



Experience	Amount	Percentage
Very good & Good	10	76.923%
Very poor & Poor	1	7.692%
Neither good nor poor & Do not know	2	15.385%

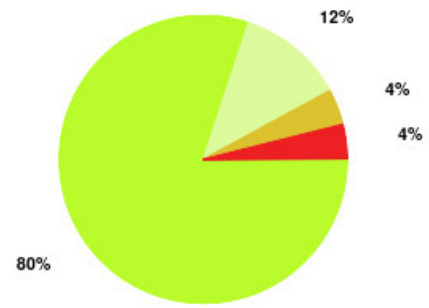


Podiatry (ER - Withernsea) Summary

Number of responses: 25

Experience	Amount	Percentage
Very good	20	80.000%
Good	3	12.000%
Neither good nor poor	1	4.000%
Poor	0	0.000%
Very poor	1	4.000%
Do not know	0	0.000%

■ Very good
 ■ Good
 ■ Neither good nor poor
 ■ Poor
 ■ Very poor
 ■ Do not know



Experience	Amount	Percentage
Very good & Good	23	92.000%
Very poor & Poor	1	4.000%
Neither good nor poor & Do not know	1	4.000%




Podiatry (Hull - Allam Diabetes Centre) Summary

Number of responses: 60

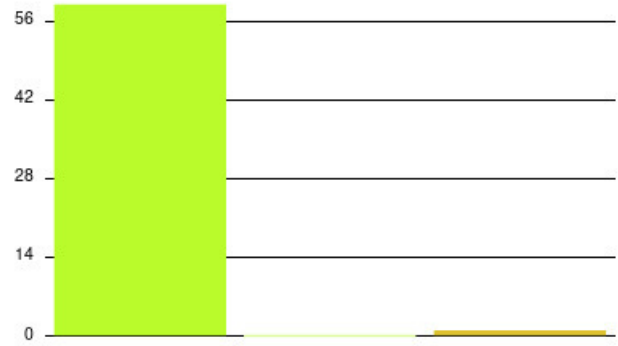
Experience	Amount	Percentage
Very good	58	96.667%
Good	1	1.667%
Neither good nor poor	1	1.667%
Poor	0	0.000%
Very poor	0	0.000%
Do not know	0	0.000%

■ Very good
 ■ Good
 ■ Neither good nor poor
 ■ Poor
 ■ Very poor
 ■ Do not know



Experience	Amount	Percentage
Very good & Good	59	98.333%
Very poor & Poor	0	0.000%
Neither good nor poor & Do not know	1	1.667%

■ Very good & Good
 ■ Very poor & Poor
 ■ Neither good nor poor & Do not know

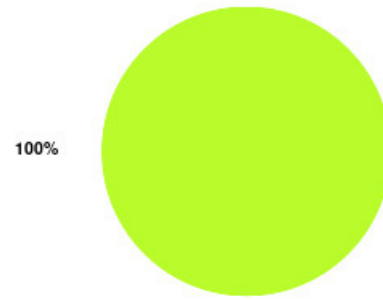


Podiatry (Hull - Bransholme HC) Summary

Number of responses: 27

Experience	Amount	Percentage
Very good	27	100.000%
Good	0	0.000%
Neither good nor poor	0	0.000%
Poor	0	0.000%
Very poor	0	0.000%
Do not know	0	0.000%

Very good Good Neither good nor poor Poor
Very poor Do not know



Experience	Amount	Percentage
Very good & Good	27	100.000%
Very poor & Poor	0	0.000%
Neither good nor poor & Do not know	0	0.000%



Podiatry (Hull - Dialysis clinic) Summary

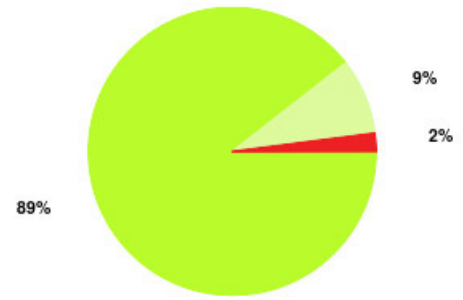
Number of responses: 0

Podiatry (Hull - Elliott Chappell HC) Summary

Number of responses: 47

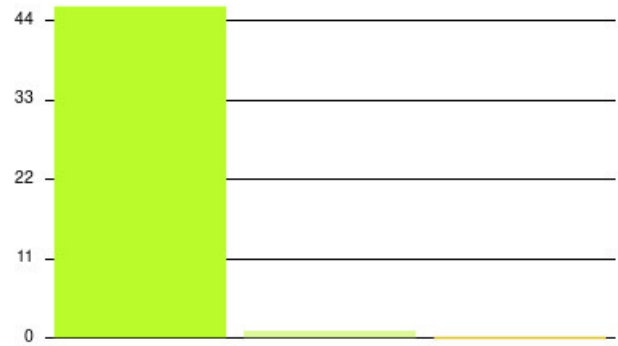
Experience	Amount	Percentage
Very good	42	89.362%
Good	4	8.511%
Neither good nor poor	0	0.000%
Poor	0	0.000%
Very poor	1	2.128%
Do not know	0	0.000%

■ Very good
 ■ Good
 ■ Neither good nor poor
 ■ Poor
 ■ Very poor
 ■ Do not know



Experience	Amount	Percentage
Very good & Good	46	97.872%
Very poor & Poor	1	2.128%
Neither good nor poor & Do not know	0	0.000%

■ Very good & Good
 ■ Very poor & Poor
 ■ Neither good nor poor & Do not know



Podiatry (Hull - HMP Hull) Summary

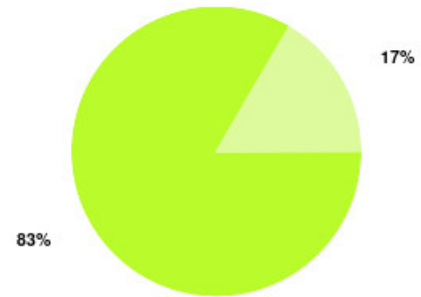
Number of responses: 0

Podiatry (Hull - Home visits) Summary

Number of responses: 12

Experience	Amount	Percentage
Very good	10	83.333%
Good	2	16.667%
Neither good nor poor	0	0.000%
Poor	0	0.000%
Very poor	0	0.000%
Do not know	0	0.000%

Very good Good Neither good nor poor Poor
Very poor Do not know



Experience	Amount	Percentage
Very good & Good	12	100.000%
Very poor & Poor	0	0.000%
Neither good nor poor & Do not know	0	0.000%



Podiatry (Hull - Homeless Service) Summary

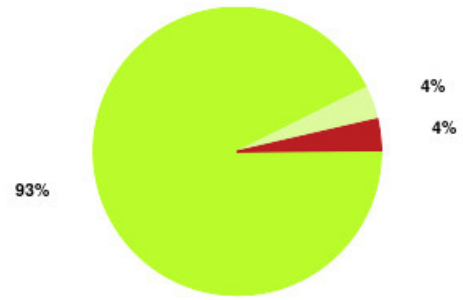
Number of responses: 0

Podiatry (Hull - Longhill HC) Summary

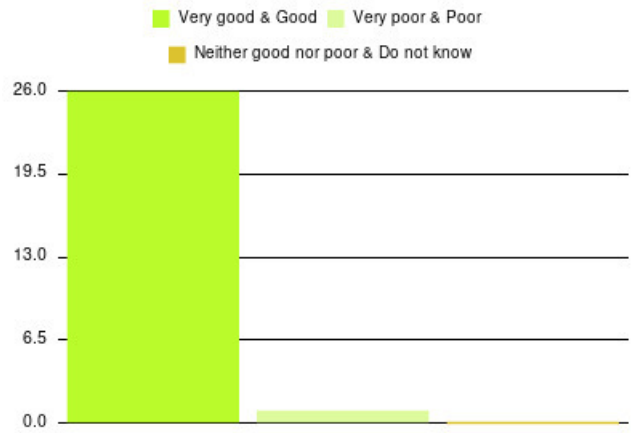
Number of responses: 27

Experience	Amount	Percentage
Very good	25	92.593%
Good	1	3.704%
Neither good nor poor	0	0.000%
Poor	1	3.704%
Very poor	0	0.000%
Do not know	0	0.000%

■ Very good
 ■ Good
 ■ Neither good nor poor
 ■ Poor
 ■ Very poor
 ■ Do not know



Experience	Amount	Percentage
Very good & Good	26	96.296%
Very poor & Poor	1	3.704%
Neither good nor poor & Do not know	0	0.000%

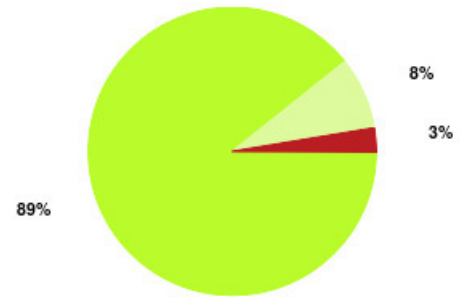


Podiatry (Hull - Morrill St) Summary

Number of responses: 37

Experience	Amount	Percentage
Very good	33	89.189%
Good	3	8.108%
Neither good nor poor	0	0.000%
Poor	1	2.703%
Very poor	0	0.000%
Do not know	0	0.000%

■ Very good
 ■ Good
 ■ Neither good nor poor
 ■ Poor
 ■ Very poor
 ■ Do not know



Experience	Amount	Percentage
Very good & Good	36	97.297%
Very poor & Poor	1	2.703%
Neither good nor poor & Do not know	0	0.000%



Podiatry (Hull - Nail clinic) Summary

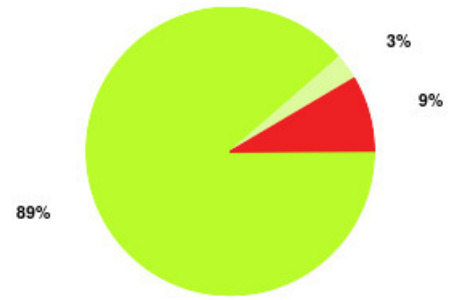
Number of responses: 0

Podiatry (Hull - Newington HC) Summary

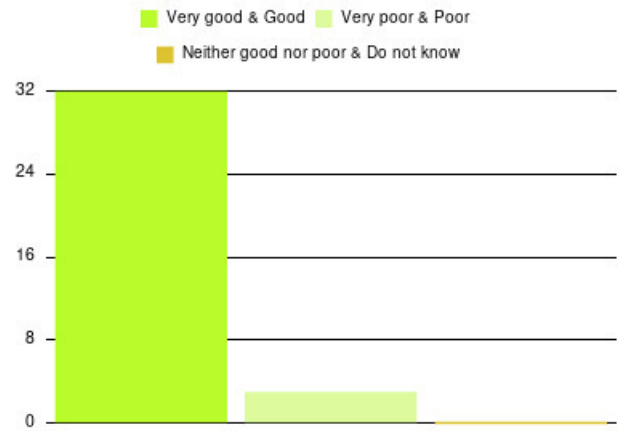
Number of responses: 35

Experience	Amount	Percentage
Very good	31	88.571%
Good	1	2.857%
Neither good nor poor	0	0.000%
Poor	0	0.000%
Very poor	3	8.571%
Do not know	0	0.000%

■ Very good
 ■ Good
 ■ Neither good nor poor
 ■ Poor
 ■ Very poor
 ■ Do not know



Experience	Amount	Percentage
Very good & Good	32	91.429%
Very poor & Poor	3	8.571%
Neither good nor poor & Do not know	0	0.000%

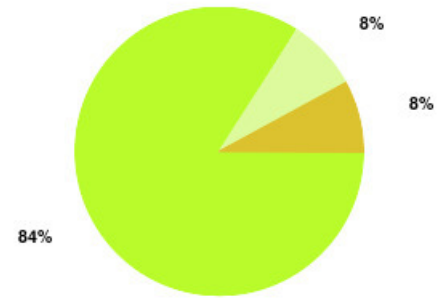


Podiatry (Hull - Orchard Centre) Summary

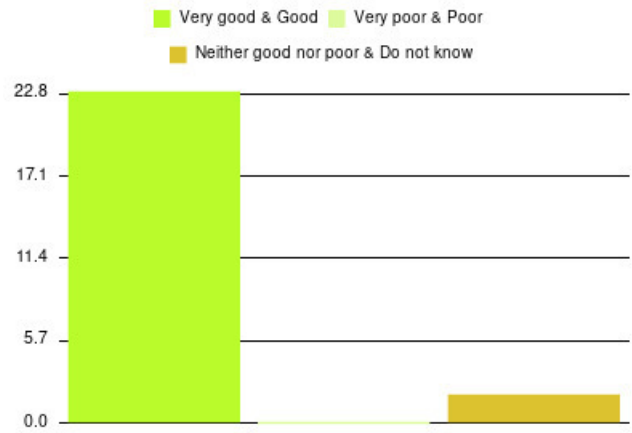
Number of responses: 25

Experience	Amount	Percentage
Very good	21	84.000%
Good	2	8.000%
Neither good nor poor	2	8.000%
Poor	0	0.000%
Very poor	0	0.000%
Do not know	0	0.000%

■ Very good
 ■ Good
 ■ Neither good nor poor
 ■ Poor
 ■ Very poor
 ■ Do not know



Experience	Amount	Percentage
Very good & Good	23	92.000%
Very poor & Poor	0	0.000%
Neither good nor poor & Do not know	2	8.000%

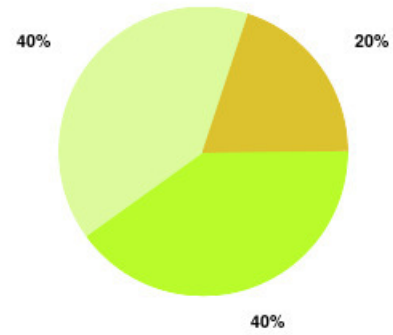


Podiatry (Hull - Rheumatology H.R.I.) Summary

Number of responses: 5

Experience	Amount	Percentage
Very good	2	40.000%
Good	2	40.000%
Neither good nor poor	1	20.000%
Poor	0	0.000%
Very poor	0	0.000%
Do not know	0	0.000%

■ Very good
 ■ Good
 ■ Neither good nor poor
 ■ Poor
 ■ Very poor
 ■ Do not know



Experience	Amount	Percentage
Very good & Good	4	80.000%
Very poor & Poor	0	0.000%
Neither good nor poor & Do not know	1	20.000%



Podiatry (Hull - Terry St) Summary

Number of responses: 0

Podiatry (Hull - The Crossings) Summary

Number of responses: 0

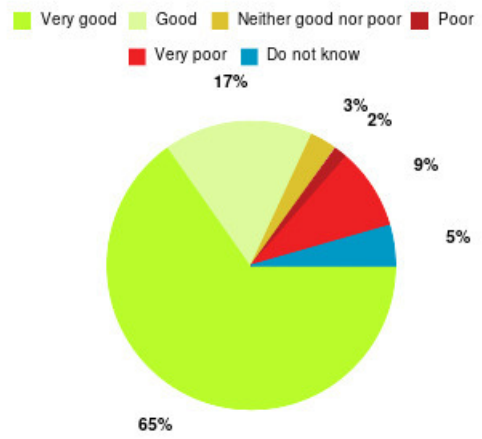
Podiatry (Hull - Ward visits) Summary

Number of responses: 0

Podiatry (telephone appointment) Summary

Number of responses: 66

Experience	Amount	Percentage
Very good	43	65.152%
Good	11	16.667%
Neither good nor poor	2	3.030%
Poor	1	1.515%
Very poor	6	9.091%
Do not know	3	4.545%



Experience	Amount	Percentage
Very good & Good	54	81.818%
Very poor & Poor	7	10.606%
Neither good nor poor & Do not know	5	7.576%



Primary Care - Mental Health Coordinator Summary

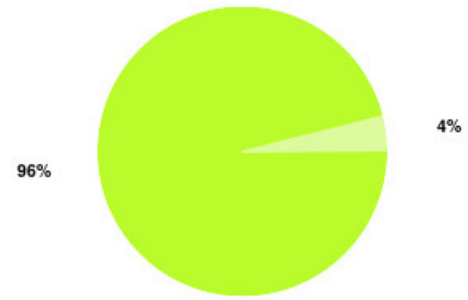
Number of responses: 0

Pulmonary Rehab (Hull and ER) Summary

Number of responses: 25

Experience	Amount	Percentage
Very good	24	96.000%
Good	1	4.000%
Neither good nor poor	0	0.000%
Poor	0	0.000%
Very poor	0	0.000%
Do not know	0	0.000%

Very good Good Neither good nor poor Poor
Very poor Do not know



Experience	Amount	Percentage
Very good & Good	25	100.000%
Very poor & Poor	0	0.000%
Neither good nor poor & Do not know	0	0.000%



Pulmonary Rehab (Hull) Summary

Number of responses: 0

School Health + Summary

Number of responses: 0

Sexual Health - Erectile Dysfunction (East Riding) Summary

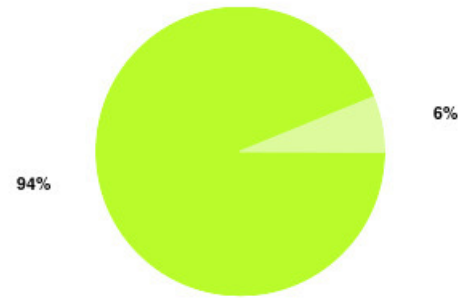
Number of responses: 0

Sexual Health - Erectile Dysfunction (Hull) Summary

Number of responses: 16

Experience	Amount	Percentage
Very good	15	93.750%
Good	1	6.250%
Neither good nor poor	0	0.000%
Poor	0	0.000%
Very poor	0	0.000%
Do not know	0	0.000%

Very good Good Neither good nor poor Poor
Very poor Do not know



Experience	Amount	Percentage
Very good & Good	16	100.000%
Very poor & Poor	0	0.000%
Neither good nor poor & Do not know	0	0.000%

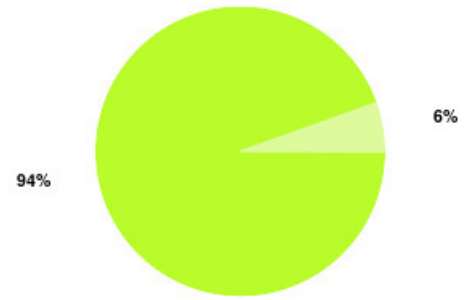


Sexual Health - GUM & Family Planning (East Riding) Summary

Number of responses: 36

Experience	Amount	Percentage
Very good	34	94.444%
Good	2	5.556%
Neither good nor poor	0	0.000%
Poor	0	0.000%
Very poor	0	0.000%
Do not know	0	0.000%

■ Very good
 ■ Good
 ■ Neither good nor poor
 ■ Poor
 ■ Very poor
 ■ Do not know



Experience	Amount	Percentage
Very good & Good	36	100.000%
Very poor & Poor	0	0.000%
Neither good nor poor & Do not know	0	0.000%

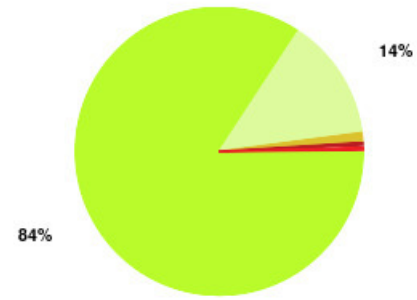


Sexual Health - GUM & Family Planning (Hull) Summary

Number of responses: 183

Experience	Amount	Percentage
Very good	154	84.153%
Good	25	13.661%
Neither good nor poor	2	1.093%
Poor	1	0.546%
Very poor	1	0.546%
Do not know	0	0.000%

■ Very good
 ■ Good
 ■ Neither good nor poor
 ■ Poor
 ■ Very poor
 ■ Do not know



Experience	Amount	Percentage
Very good & Good	179	97.814%
Very poor & Poor	2	1.093%
Neither good nor poor & Do not know	2	1.093%



Sexual Health - Outreach (East Riding) Summary

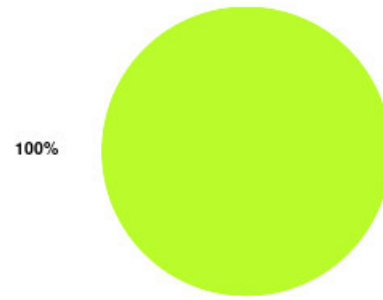
Number of responses: 0

Sexual Health - Outreach (Hull) Summary

Number of responses: 1

Experience	Amount	Percentage
Very good	1	100.000%
Good	0	0.000%
Neither good nor poor	0	0.000%
Poor	0	0.000%
Very poor	0	0.000%
Do not know	0	0.000%

Very good Good Neither good nor poor Poor
Very poor Do not know



Experience	Amount	Percentage
Very good & Good	1	100.000%
Very poor & Poor	0	0.000%
Neither good nor poor & Do not know	0	0.000%



Sexual Health - Ultrasound (Hull) Summary

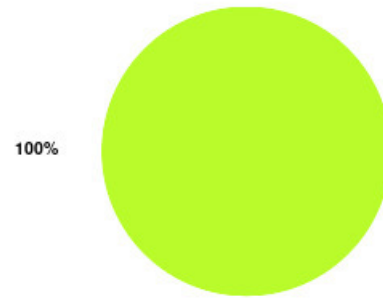
Number of responses: 0

Sexual Health - Unplanned Pregnancy Service Summary

Number of responses: 13


Experience	Amount	Percentage
Very good	13	100.000%
Good	0	0.000%
Neither good nor poor	0	0.000%
Poor	0	0.000%
Very poor	0	0.000%
Do not know	0	0.000%

Very good Good Neither good nor poor Poor
Very poor Do not know



Experience	Amount	Percentage
Very good & Good	13	100.000%
Very poor & Poor	0	0.000%
Neither good nor poor & Do not know	0	0.000%

Very good & Good Very poor & Poor
Neither good nor poor & Do not know

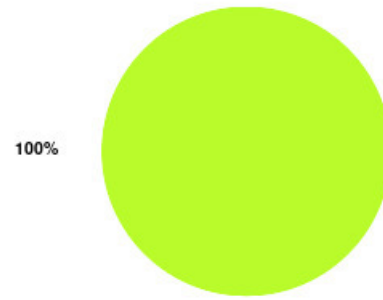


Sexual Health - Vasectomy (Hull) Summary

Number of responses: 9

Experience	Amount	Percentage
Very good	9	100.000%
Good	0	0.000%
Neither good nor poor	0	0.000%
Poor	0	0.000%
Very poor	0	0.000%
Do not know	0	0.000%

Very good Good Neither good nor poor Poor
Very poor Do not know



Experience	Amount	Percentage
Very good & Good	9	100.000%
Very poor & Poor	0	0.000%
Neither good nor poor & Do not know	0	0.000%

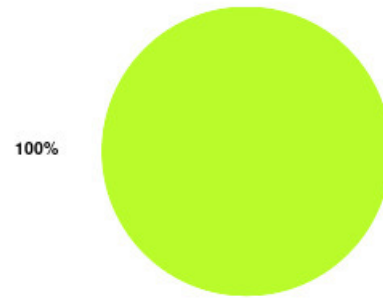


Sexual Health - Women's Health (East Riding) Summary

Number of responses: 8

Experience	Amount	Percentage
Very good	8	100.000%
Good	0	0.000%
Neither good nor poor	0	0.000%
Poor	0	0.000%
Very poor	0	0.000%
Do not know	0	0.000%

Very good Good Neither good nor poor Poor
Very poor Do not know



Experience	Amount	Percentage
Very good & Good	8	100.000%
Very poor & Poor	0	0.000%
Neither good nor poor & Do not know	0	0.000%

Very good & Good Very poor & Poor
Neither good nor poor & Do not know

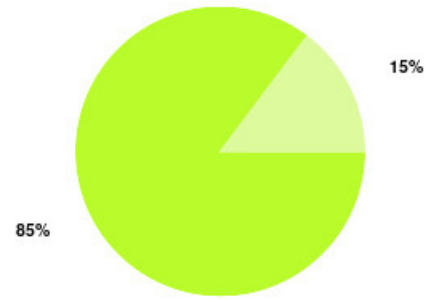


Sexual Health - Women's Health (Hull) Summary

Number of responses: 54

Experience	Amount	Percentage
Very good	46	85.185%
Good	8	14.815%
Neither good nor poor	0	0.000%
Poor	0	0.000%
Very poor	0	0.000%
Do not know	0	0.000%

■ Very good
 ■ Good
 ■ Neither good nor poor
 ■ Poor
 ■ Very poor
 ■ Do not know



Experience	Amount	Percentage
Very good & Good	54	100.000%
Very poor & Poor	0	0.000%
Neither good nor poor & Do not know	0	0.000%

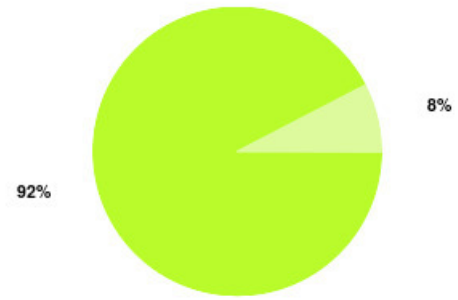


Smokefree (Knowsley) Summary

Number of responses: 26

Experience	Amount	Percentage
Very good	24	92.308%
Good	2	7.692%
Neither good nor poor	0	0.000%
Poor	0	0.000%
Very poor	0	0.000%
Do not know	0	0.000%

Very good Good Neither good nor poor Poor
Very poor Do not know



Experience	Amount	Percentage
Very good & Good	26	100.000%
Very poor & Poor	0	0.000%
Neither good nor poor & Do not know	0	0.000%

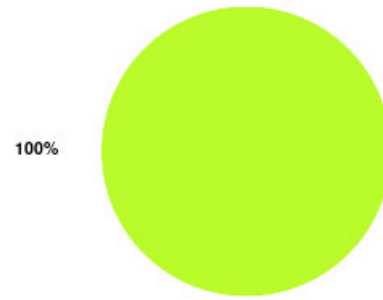


Smokefree (St Helens) Summary

Number of responses: 2

Experience	Amount	Percentage
Very good	2	100.000%
Good	0	0.000%
Neither good nor poor	0	0.000%
Poor	0	0.000%
Very poor	0	0.000%
Do not know	0	0.000%

Very good Good Neither good nor poor Poor
Very poor Do not know



Experience	Amount	Percentage
Very good & Good	2	100.000%
Very poor & Poor	0	0.000%
Neither good nor poor & Do not know	0	0.000%

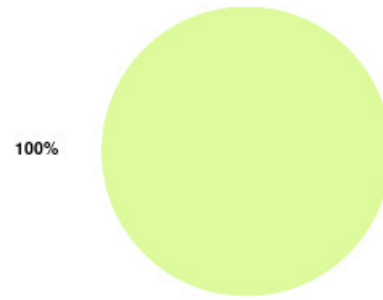


Specialist Palliative Care Services (EOL) Summary

Number of responses: 1

Experience	Amount	Percentage
Very good	0	0.000%
Good	1	100.000%
Neither good nor poor	0	0.000%
Poor	0	0.000%
Very poor	0	0.000%
Do not know	0	0.000%

■ Very good
 ■ Good
 ■ Neither good nor poor
 ■ Poor
■ Very poor
 ■ Do not know



Experience	Amount	Percentage
Very good & Good	1	100.000%
Very poor & Poor	0	0.000%
Neither good nor poor & Do not know	0	0.000%

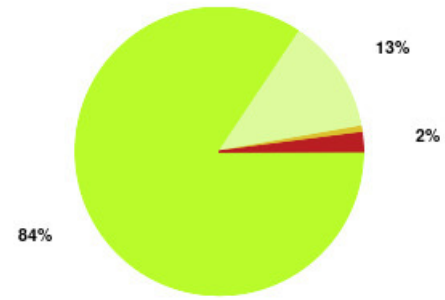


Specialist Weight Management Services Summary

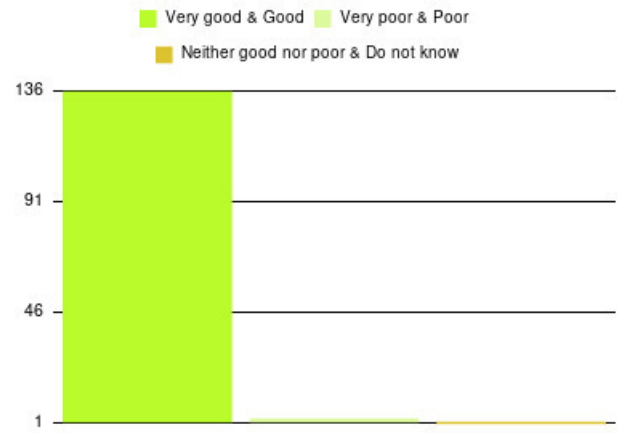
Number of responses: 140

Experience	Amount	Percentage
Very good	118	84.286%
Good	18	12.857%
Neither good nor poor	1	0.714%
Poor	3	2.143%
Very poor	0	0.000%
Do not know	0	0.000%

■ Very good
 ■ Good
 ■ Neither good nor poor
 ■ Poor
 ■ Very poor
 ■ Do not know



Experience	Amount	Percentage
Very good & Good	136	97.143%
Very poor & Poor	3	2.143%
Neither good nor poor & Do not know	1	0.714%

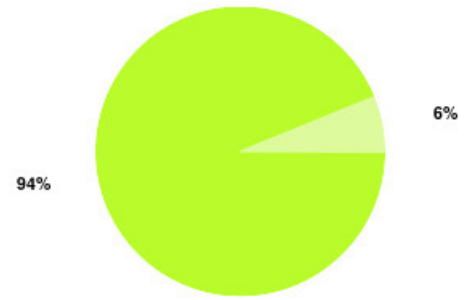


Speech and Language Therapy (Hull and East Riding) Summary

Number of responses: 32

Experience	Amount	Percentage
Very good	30	93.750%
Good	2	6.250%
Neither good nor poor	0	0.000%
Poor	0	0.000%
Very poor	0	0.000%
Do not know	0	0.000%

Very good Good Neither good nor poor Poor
Very poor Do not know



Experience	Amount	Percentage
Very good & Good	32	100.000%
Very poor & Poor	0	0.000%
Neither good nor poor & Do not know	0	0.000%

Very good & Good Very poor & Poor
Neither good nor poor & Do not know



Speech and Language Therapy (Hull) Summary

Number of responses: 0

Stroke Team (East Riding) Summary

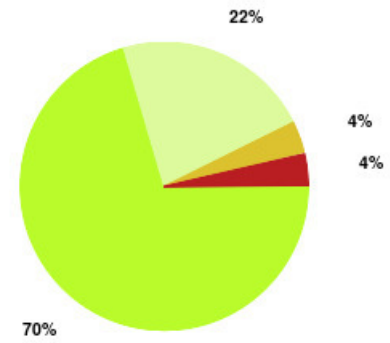
Number of responses: 0

Stroke Team (Hull and ER) Summary

Number of responses: 27

Experience	Amount	Percentage
Very good	19	70.370%
Good	6	22.222%
Neither good nor poor	1	3.704%
Poor	1	3.704%
Very poor	0	0.000%
Do not know	0	0.000%

■ Very good
 ■ Good
 ■ Neither good nor poor
 ■ Poor
■ Very poor
 ■ Do not know



Experience	Amount	Percentage
Very good & Good	25	92.593%
Very poor & Poor	1	3.704%
Neither good nor poor & Do not know	1	3.704%

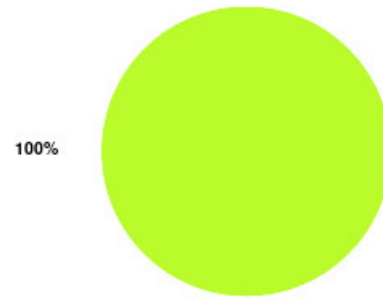


T1DE Summary

Number of responses: 3

Experience	Amount	Percentage
Very good	3	100.000%
Good	0	0.000%
Neither good nor poor	0	0.000%
Poor	0	0.000%
Very poor	0	0.000%
Do not know	0	0.000%

Very good Good Neither good nor poor Poor
Very poor Do not know



Experience	Amount	Percentage
Very good & Good	3	100.000%
Very poor & Poor	0	0.000%
Neither good nor poor & Do not know	0	0.000%

Very good & Good Very poor & Poor
Neither good nor poor & Do not know

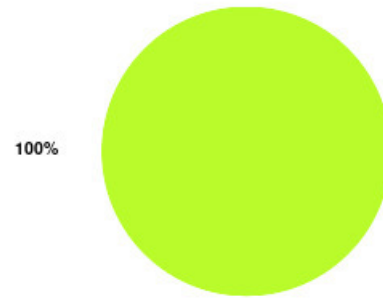


TB Nursing Team Summary

Number of responses: 12

Experience	Amount	Percentage
Very good	12	100.000%
Good	0	0.000%
Neither good nor poor	0	0.000%
Poor	0	0.000%
Very poor	0	0.000%
Do not know	0	0.000%

Very good Good Neither good nor poor Poor
Very poor Do not know



Experience	Amount	Percentage
Very good & Good	12	100.000%
Very poor & Poor	0	0.000%
Neither good nor poor & Do not know	0	0.000%



Telehealth Summary

Number of responses: 0

Tier 3 Specialist Weight Management (SH) Summary

Number of responses: 0

Tissue Viability Summary

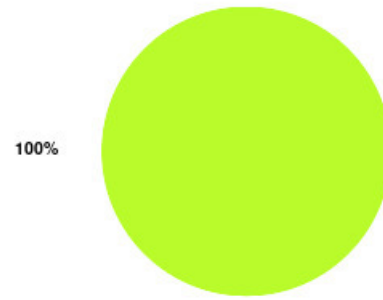
Number of responses: 0

Treatment rooms (ER) Summary

Number of responses: 32

Experience	Amount	Percentage
Very good	32	100.000%
Good	0	0.000%
Neither good nor poor	0	0.000%
Poor	0	0.000%
Very poor	0	0.000%
Do not know	0	0.000%

Very good Good Neither good nor poor Poor
Very poor Do not know



Experience	Amount	Percentage
Very good & Good	32	100.000%
Very poor & Poor	0	0.000%
Neither good nor poor & Do not know	0	0.000%

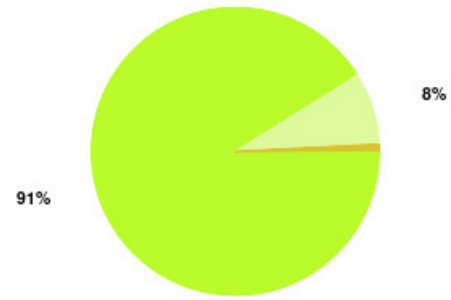


Treatment rooms (Hull) Summary

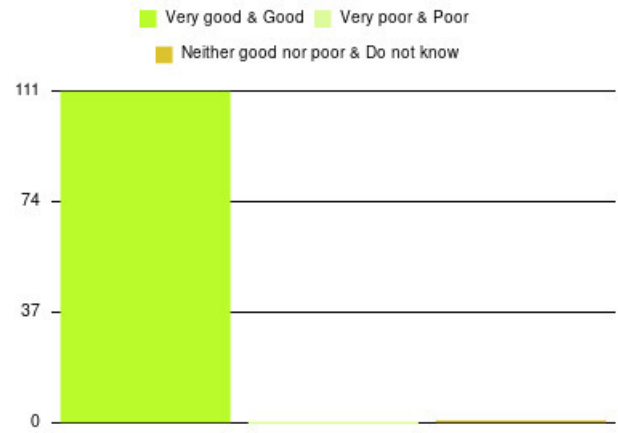
Number of responses: 112

Experience	Amount	Percentage
Very good	102	91.071%
Good	9	8.036%
Neither good nor poor	1	0.893%
Poor	0	0.000%
Very poor	0	0.000%
Do not know	0	0.000%

■ Very good
 ■ Good
 ■ Neither good nor poor
 ■ Poor
 ■ Very poor
 ■ Do not know



Experience	Amount	Percentage
Very good & Good	111	99.107%
Very poor & Poor	0	0.000%
Neither good nor poor & Do not know	1	0.893%

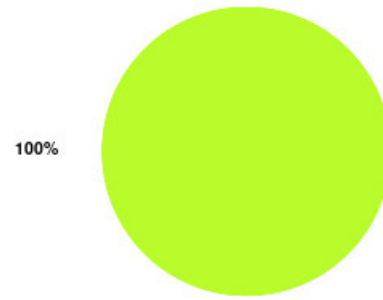


Urgent Community Response Team Summary

Number of responses: 1

Experience	Amount	Percentage
Very good	1	100.000%
Good	0	0.000%
Neither good nor poor	0	0.000%
Poor	0	0.000%
Very poor	0	0.000%
Do not know	0	0.000%

Very good Good Neither good nor poor Poor
Very poor Do not know



Experience	Amount	Percentage
Very good & Good	1	100.000%
Very poor & Poor	0	0.000%
Neither good nor poor & Do not know	0	0.000%

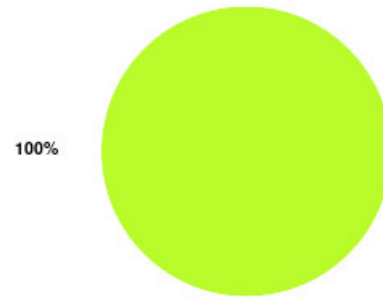


Virtual Ward Summary

Number of responses: 1

Experience	Amount	Percentage
Very good	1	100.000%
Good	0	0.000%
Neither good nor poor	0	0.000%
Poor	0	0.000%
Very poor	0	0.000%
Do not know	0	0.000%

Very good Good Neither good nor poor Poor
Very poor Do not know



Experience	Amount	Percentage
Very good & Good	1	100.000%
Very poor & Poor	0	0.000%
Neither good nor poor & Do not know	0	0.000%

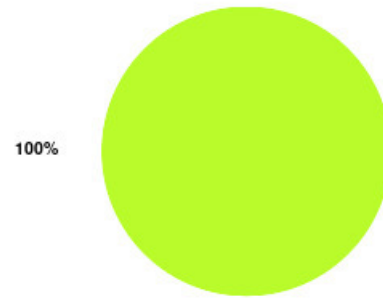


Volunteer Hub Summary

Number of responses: 1

Experience	Amount	Percentage
Very good	1	100.000%
Good	0	0.000%
Neither good nor poor	0	0.000%
Poor	0	0.000%
Very poor	0	0.000%
Do not know	0	0.000%

Very good Good Neither good nor poor Poor
Very poor Do not know



Experience	Amount	Percentage
Very good & Good	1	100.000%
Very poor & Poor	0	0.000%
Neither good nor poor & Do not know	0	0.000%

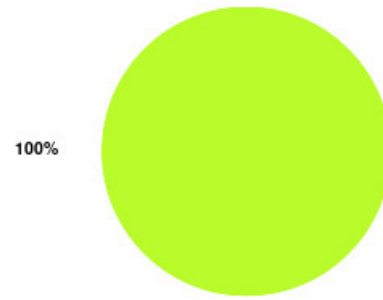


Volunteering (SH) Summary

Number of responses: 72

Experience	Amount	Percentage
Very good	72	100.000%
Good	0	0.000%
Neither good nor poor	0	0.000%
Poor	0	0.000%
Very poor	0	0.000%
Do not know	0	0.000%

Very good Good Neither good nor poor Poor
Very poor Do not know



Experience	Amount	Percentage
Very good & Good	72	100.000%
Very poor & Poor	0	0.000%
Neither good nor poor & Do not know	0	0.000%



Walks Programme (SH) Summary

Number of responses: 0

Weightwise Extra (Childrens) Summary

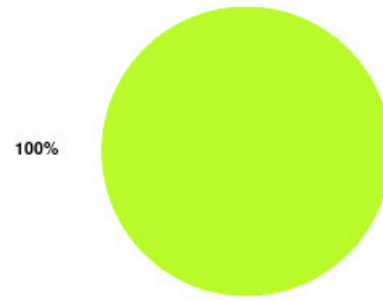
Number of responses: 0

Wellbeing Liaison Service Summary

Number of responses: 1

Experience	Amount	Percentage
Very good	1	100.000%
Good	0	0.000%
Neither good nor poor	0	0.000%
Poor	0	0.000%
Very poor	0	0.000%
Do not know	0	0.000%

Very good Good Neither good nor poor Poor
Very poor Do not know



Experience	Amount	Percentage
Very good & Good	1	100.000%
Very poor & Poor	0	0.000%
Neither good nor poor & Do not know	0	0.000%



Women's Health events Summary

Number of responses: 0
