

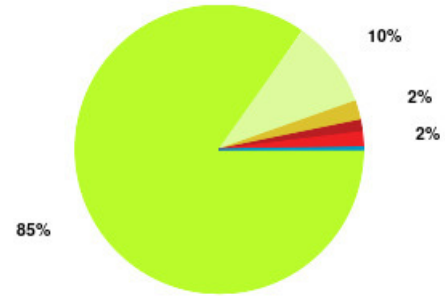
# Monthly Report April 2026

## Overall CHCP CIC Summary

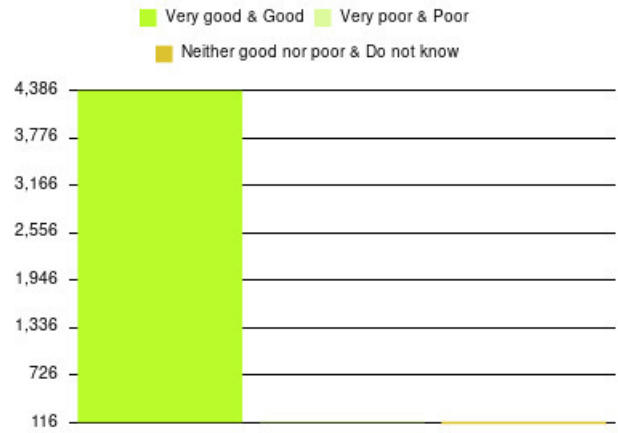
Number of responses: 4648

Experience	Amount	Percentage
Very good	3938	84.725%
Good	455	9.789%
Neither good nor poor	101	2.173%
Poor	60	1.291%
Very poor	79	1.700%
Do not know	15	0.323%

■ Very good
 ■ Good
 ■ Neither good nor poor
 ■ Poor
 ■ Very poor
 ■ Do not know



Experience	Amount	Percentage
Very good & Good	4393	94.514%
Very poor & Poor	139	2.991%
Neither good nor poor & Do not know	116	2.496%

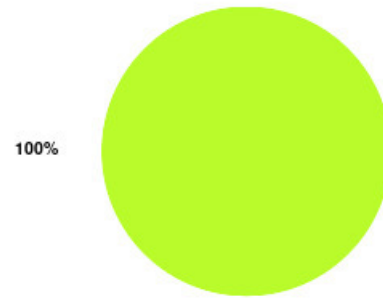


## Alderson House Summary

Number of responses: 1

Experience	Amount	Percentage
Very good	1	100.000%
Good	0	0.000%
Neither good nor poor	0	0.000%
Poor	0	0.000%
Very poor	0	0.000%
Do not know	0	0.000%

Very good Good Neither good nor poor Poor  
Very poor Do not know



Experience	Amount	Percentage
Very good & Good	1	100.000%
Very poor & Poor	0	0.000%
Neither good nor poor & Do not know	0	0.000%

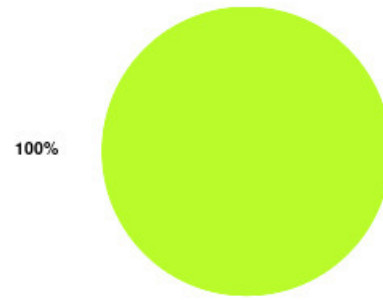


## Anticoagulation Summary

Number of responses: 6

Experience	Amount	Percentage
Very good	6	100.000%
Good	0	0.000%
Neither good nor poor	0	0.000%
Poor	0	0.000%
Very poor	0	0.000%
Do not know	0	0.000%

Very good Good Neither good nor poor Poor  
Very poor Do not know



Experience	Amount	Percentage
Very good & Good	6	100.000%
Very poor & Poor	0	0.000%
Neither good nor poor & Do not know	0	0.000%



**Be Well Administrator Summary**

Number of responses: 0

---

**Be Well Ageing Well Event Summary**

Number of responses: 0

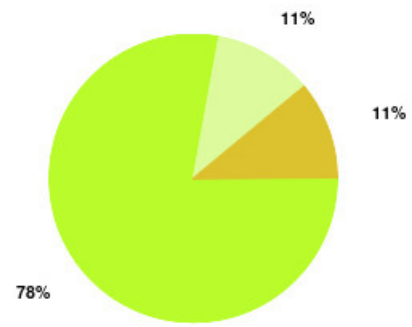
---

## Be Well Community Links Worker (Primary Care) Summary

Number of responses: 9

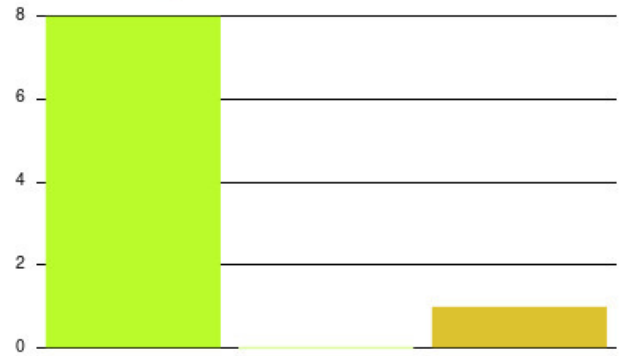
Experience	Amount	Percentage
Very good	7	77.778%
Good	1	11.111%
Neither good nor poor	1	11.111%
Poor	0	0.000%
Very poor	0	0.000%
Do not know	0	0.000%

■ Very good
 ■ Good
 ■ Neither good nor poor
 ■ Poor
 ■ Very poor
 ■ Do not know



Experience	Amount	Percentage
Very good & Good	8	88.889%
Very poor & Poor	0	0.000%
Neither good nor poor & Do not know	1	11.111%

■ Very good & Good
 ■ Very poor & Poor
 ■ Neither good nor poor & Do not know



**Be Well Gardening group Summary**

Number of responses: 0

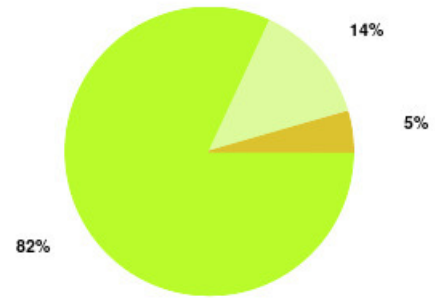
---

## Be Well Health & Lifestyle Practitioners (Primary Care) Hull Summary

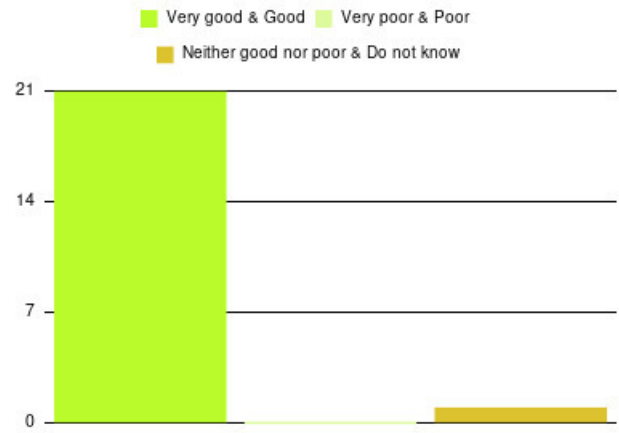
Number of responses: 22

Experience	Amount	Percentage
Very good	18	81.818%
Good	3	13.636%
Neither good nor poor	1	4.545%
Poor	0	0.000%
Very poor	0	0.000%
Do not know	0	0.000%

■ Very good
 ■ Good
 ■ Neither good nor poor
 ■ Poor
 ■ Very poor
 ■ Do not know



Experience	Amount	Percentage
Very good & Good	21	95.455%
Very poor & Poor	0	0.000%
Neither good nor poor & Do not know	1	4.545%



**Be Well Healthy Hearts Summary**

Number of responses: 0

---

**Be Well Men's Health Events Summary**

Number of responses: 0

---

**Be Well Walking Group Summary**

Number of responses: 0

---

**Be Well Women's Health events Summary**

Number of responses: 0

---

**Bee At Home Care Service Summary**

Number of responses: 0

---

## Beverley UTC Summary

Number of responses: 20

Experience	Amount	Percentage
Very good	17	85.000%
Good	2	10.000%
Neither good nor poor	0	0.000%
Poor	0	0.000%
Very poor	1	5.000%
Do not know	0	0.000%

Very good Good Neither good nor poor Poor  
Very poor Do not know



Experience	Amount	Percentage
Very good & Good	19	95.000%
Very poor & Poor	1	5.000%
Neither good nor poor & Do not know	0	0.000%

Very good & Good Very poor & Poor  
Neither good nor poor & Do not know

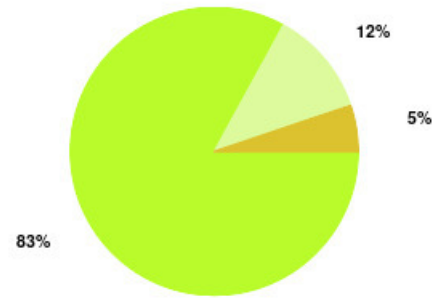


## Bladder and Bowel (Hull and East Riding) Summary

Number of responses: 76

Experience	Amount	Percentage
Very good	63	82.895%
Good	9	11.842%
Neither good nor poor	4	5.263%
Poor	0	0.000%
Very poor	0	0.000%
Do not know	0	0.000%

Very good Good Neither good nor poor Poor  
Very poor Do not know



Experience	Amount	Percentage
Very good & Good	72	94.737%
Very poor & Poor	0	0.000%
Neither good nor poor & Do not know	4	5.263%

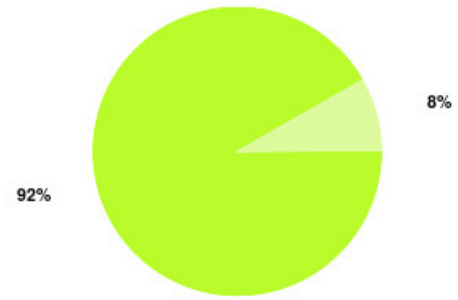


## Bransholme UTC Summary

Number of responses: 12

Experience	Amount	Percentage
Very good	11	91.667%
Good	1	8.333%
Neither good nor poor	0	0.000%
Poor	0	0.000%
Very poor	0	0.000%
Do not know	0	0.000%

Very good Good Neither good nor poor Poor  
Very poor Do not know



Experience	Amount	Percentage
Very good & Good	12	100.000%
Very poor & Poor	0	0.000%
Neither good nor poor & Do not know	0	0.000%

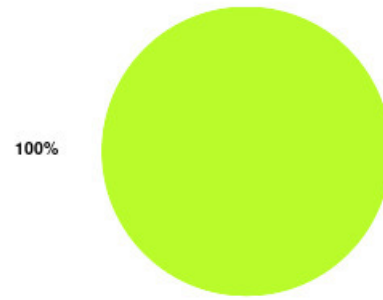


## Bridlington ICC Summary

Number of responses: 5

Experience	Amount	Percentage
Very good	5	100.000%
Good	0	0.000%
Neither good nor poor	0	0.000%
Poor	0	0.000%
Very poor	0	0.000%
Do not know	0	0.000%

Very good Good Neither good nor poor Poor  
Very poor Do not know



Experience	Amount	Percentage
Very good & Good	5	100.000%
Very poor & Poor	0	0.000%
Neither good nor poor & Do not know	0	0.000%

Very good & Good Very poor & Poor  
Neither good nor poor & Do not know

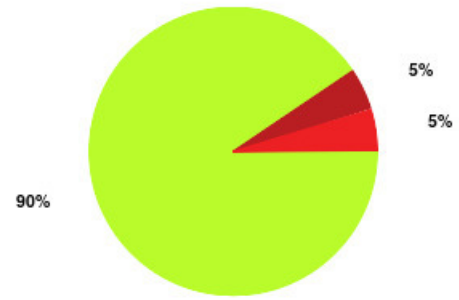


## Bridlington UTC Summary

Number of responses: 21

Experience	Amount	Percentage
Very good	19	90.476%
Good	0	0.000%
Neither good nor poor	0	0.000%
Poor	1	4.762%
Very poor	1	4.762%
Do not know	0	0.000%

Very good Good Neither good nor poor Poor  
Very poor Do not know



Experience	Amount	Percentage
Very good & Good	19	90.476%
Very poor & Poor	2	9.524%
Neither good nor poor & Do not know	0	0.000%

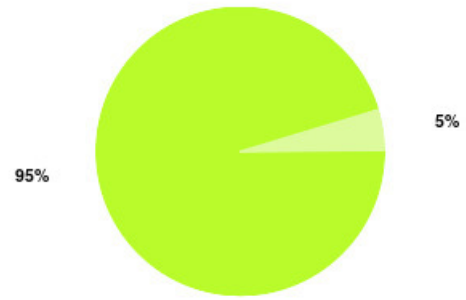


## Cardiac Rehab (Hull and East Riding) Summary

Number of responses: 63

Experience	Amount	Percentage
Very good	60	95.238%
Good	3	4.762%
Neither good nor poor	0	0.000%
Poor	0	0.000%
Very poor	0	0.000%
Do not know	0	0.000%

Very good Good Neither good nor poor Poor  
Very poor Do not know



Experience	Amount	Percentage
Very good & Good	63	100.000%
Very poor & Poor	0	0.000%
Neither good nor poor & Do not know	0	0.000%

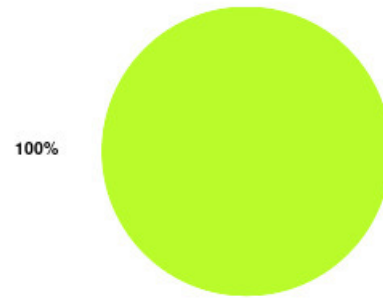


## Care Co-ordination Hub (247111) Summary

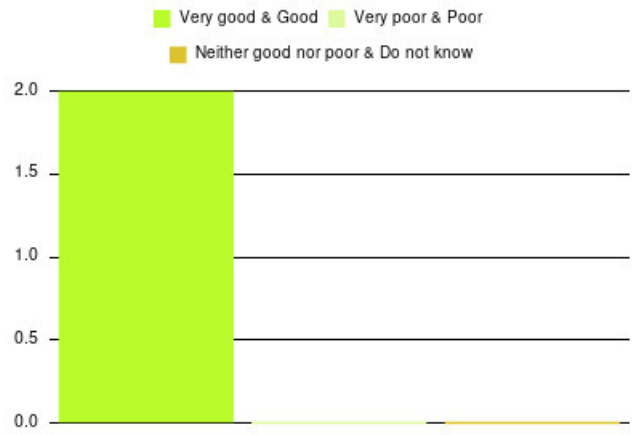
Number of responses: 2

Experience	Amount	Percentage
Very good	2	100.000%
Good	0	0.000%
Neither good nor poor	0	0.000%
Poor	0	0.000%
Very poor	0	0.000%
Do not know	0	0.000%

Very good Good Neither good nor poor Poor  
Very poor Do not know



Experience	Amount	Percentage
Very good & Good	2	100.000%
Very poor & Poor	0	0.000%
Neither good nor poor & Do not know	0	0.000%

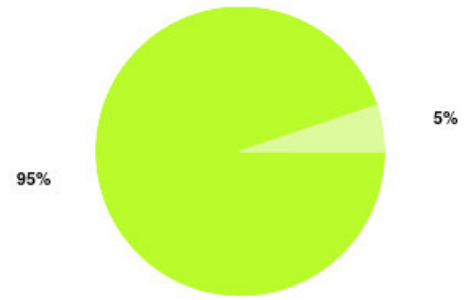


## Carers' Information and Support Service Summary

Number of responses: 38

Experience	Amount	Percentage
Very good	36	94.737%
Good	2	5.263%
Neither good nor poor	0	0.000%
Poor	0	0.000%
Very poor	0	0.000%
Do not know	0	0.000%

■ Very good
 ■ Good
 ■ Neither good nor poor
 ■ Poor
 ■ Very poor
 ■ Do not know



Experience	Amount	Percentage
Very good & Good	38	100.000%
Very poor & Poor	0	0.000%
Neither good nor poor & Do not know	0	0.000%



**CDS Dental Referral Team Summary**

Number of responses: 0

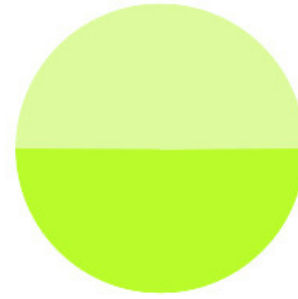
---

## CHPL - Bransholme Summary

Number of responses: 2

Experience	Amount	Percentage
Very good	1	50.000%
Good	1	50.000%
Neither good nor poor	0	0.000%
Poor	0	0.000%
Very poor	0	0.000%
Do not know	0	0.000%

Very good Good Neither good nor poor Poor  
Very poor Do not know  
50%



Experience	Amount	Percentage
Very good & Good	2	100.000%
Very poor & Poor	0	0.000%
Neither good nor poor & Do not know	0	0.000%

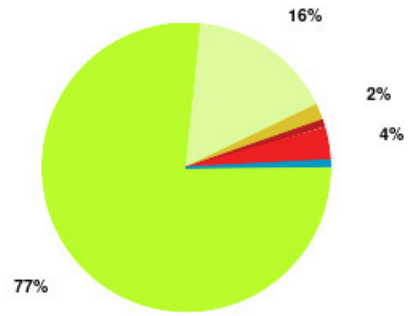


## CHPL - Field View Surgery Summary

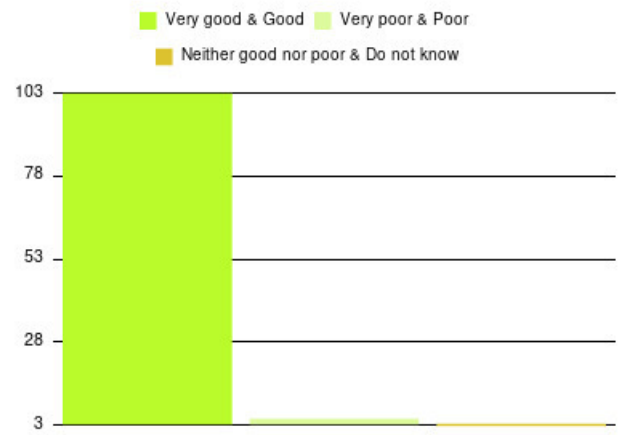
Number of responses: 111

Experience	Amount	Percentage
Very good	85	76.577%
Good	18	16.216%
Neither good nor poor	2	1.802%
Poor	1	0.901%
Very poor	4	3.604%
Do not know	1	0.901%

■ Very good   
 ■ Good   
 ■ Neither good nor poor   
 ■ Poor  
■ Very poor   
 ■ Do not know



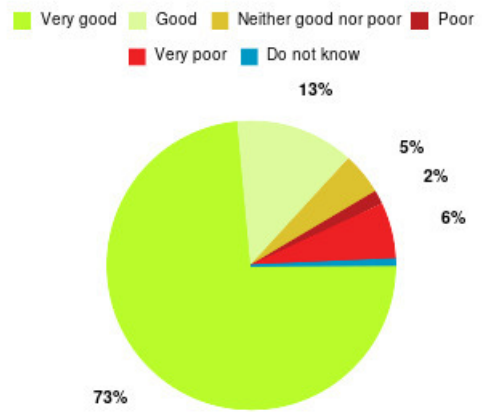
Experience	Amount	Percentage
Very good & Good	103	92.793%
Very poor & Poor	5	4.505%
Neither good nor poor & Do not know	3	2.703%



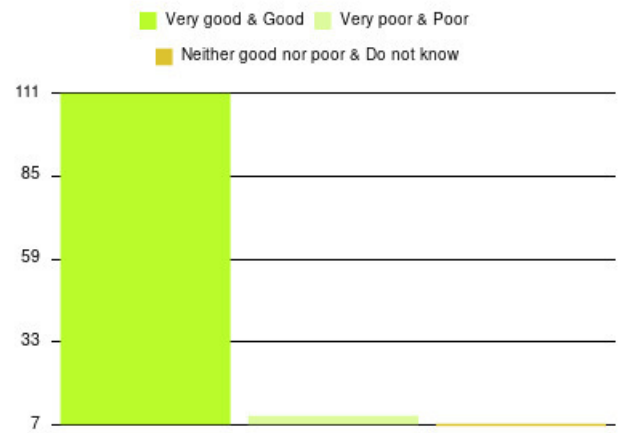
## CHPL - Southcoates Summary

Number of responses: 128

Experience	Amount	Percentage
Very good	94	73.438%
Good	17	13.281%
Neither good nor poor	6	4.688%
Poor	2	1.563%
Very poor	8	6.250%
Do not know	1	0.781%



Experience	Amount	Percentage
Very good & Good	111	86.719%
Very poor & Poor	10	7.813%
Neither good nor poor & Do not know	7	5.469%



**Community Activity programme (SH) Summary**

Number of responses: 0

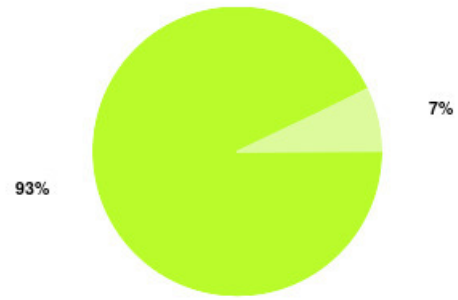
---

## Community Children's Nursing Services Summary

Number of responses: 28

Experience	Amount	Percentage
Very good	26	92.857%
Good	2	7.143%
Neither good nor poor	0	0.000%
Poor	0	0.000%
Very poor	0	0.000%
Do not know	0	0.000%

■ Very good
 ■ Good
 ■ Neither good nor poor
 ■ Poor
 ■ Very poor
 ■ Do not know



Experience	Amount	Percentage
Very good & Good	28	100.000%
Very poor & Poor	0	0.000%
Neither good nor poor & Do not know	0	0.000%

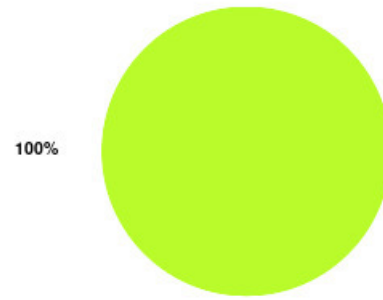


# Community Heart Failure Nursing Service ER Summary

Number of responses: 5

Experience	Amount	Percentage
Very good	5	100.000%
Good	0	0.000%
Neither good nor poor	0	0.000%
Poor	0	0.000%
Very poor	0	0.000%
Do not know	0	0.000%

Very good Good Neither good nor poor Poor  
Very poor Do not know



Experience	Amount	Percentage
Very good & Good	5	100.000%
Very poor & Poor	0	0.000%
Neither good nor poor & Do not know	0	0.000%

Very good & Good Very poor & Poor  
Neither good nor poor & Do not know

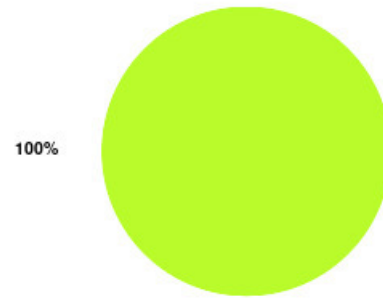


# Community Heart Failure Nursing Service Hull Summary

Number of responses: 1

Experience	Amount	Percentage
Very good	1	100.000%
Good	0	0.000%
Neither good nor poor	0	0.000%
Poor	0	0.000%
Very poor	0	0.000%
Do not know	0	0.000%

Very good Good Neither good nor poor Poor  
Very poor Do not know



Experience	Amount	Percentage
Very good & Good	1	100.000%
Very poor & Poor	0	0.000%
Neither good nor poor & Do not know	0	0.000%

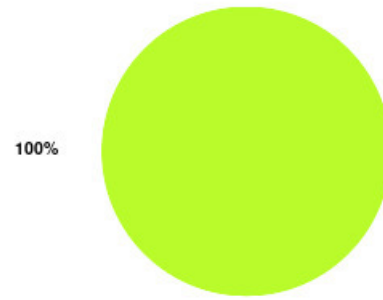


## Community Nursing (ER) Summary

Number of responses: 20

Experience	Amount	Percentage
Very good	20	100.000%
Good	0	0.000%
Neither good nor poor	0	0.000%
Poor	0	0.000%
Very poor	0	0.000%
Do not know	0	0.000%

Very good Good Neither good nor poor Poor  
Very poor Do not know



Experience	Amount	Percentage
Very good & Good	20	100.000%
Very poor & Poor	0	0.000%
Neither good nor poor & Do not know	0	0.000%



**Community Nursing (Hull) Summary**

Number of responses: 0

---

**Community Nursing East (Hull) Summary**

Number of responses: 0

---

# Community Nursing Haltemprice Summary

Number of responses: 0

---

**Community Nursing Holderness Summary**

Number of responses: 0

---

**Community Nursing North (Hull) Summary**

Number of responses: 0

---

**Community Nursing West (Hull) Summary**

Number of responses: 0

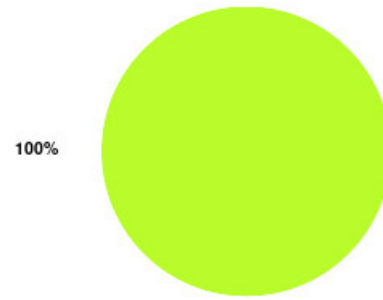
---

## Community Rehab - Physiotherapy & Occupational Therapy (Hull and ER) Summary

Number of responses: 8

Experience	Amount	Percentage
Very good	8	100.000%
Good	0	0.000%
Neither good nor poor	0	0.000%
Poor	0	0.000%
Very poor	0	0.000%
Do not know	0	0.000%

Very good Good Neither good nor poor Poor  
Very poor Do not know



Experience	Amount	Percentage
Very good & Good	8	100.000%
Very poor & Poor	0	0.000%
Neither good nor poor & Do not know	0	0.000%

Very good & Good Very poor & Poor  
Neither good nor poor & Do not know

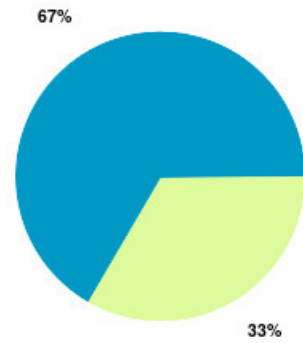


## Community Rehab - Physiotherapy & Occupational Therapy (Hull) Summary

Number of responses: 3

Experience	Amount	Percentage
Very good	0	0.000%
Good	1	33.333%
Neither good nor poor	0	0.000%
Poor	0	0.000%
Very poor	0	0.000%
Do not know	2	66.667%

■ Very good
 ■ Good
 ■ Neither good nor poor
 ■ Poor
 ■ Very poor
 ■ Do not know



Experience	Amount	Percentage
Very good & Good	1	33.333%
Very poor & Poor	0	0.000%
Neither good nor poor & Do not know	2	66.667%

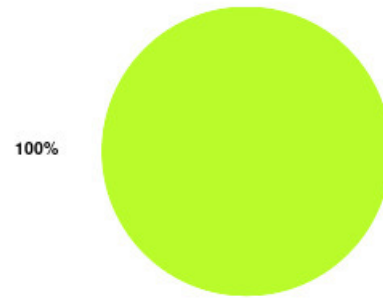


## Customer Services Summary

Number of responses: 4

Experience	Amount	Percentage
Very good	4	100.000%
Good	0	0.000%
Neither good nor poor	0	0.000%
Poor	0	0.000%
Very poor	0	0.000%
Do not know	0	0.000%

Very good Good Neither good nor poor Poor  
Very poor Do not know



Experience	Amount	Percentage
Very good & Good	4	100.000%
Very poor & Poor	0	0.000%
Neither good nor poor & Do not know	0	0.000%

Very good & Good Very poor & Poor  
Neither good nor poor & Do not know

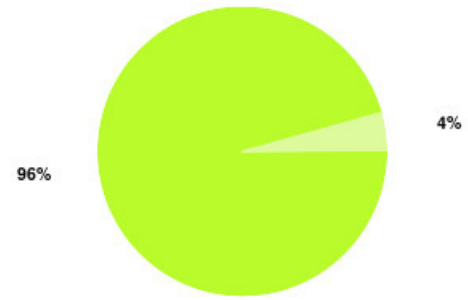


## Deep Vein Thrombosis Summary

Number of responses: 68

Experience	Amount	Percentage
Very good	65	95.588%
Good	3	4.412%
Neither good nor poor	0	0.000%
Poor	0	0.000%
Very poor	0	0.000%
Do not know	0	0.000%

Very good Good Neither good nor poor Poor  
Very poor Do not know



Experience	Amount	Percentage
Very good & Good	68	100.000%
Very poor & Poor	0	0.000%
Neither good nor poor & Do not know	0	0.000%



**Dementia Service Summary**

Number of responses: 0

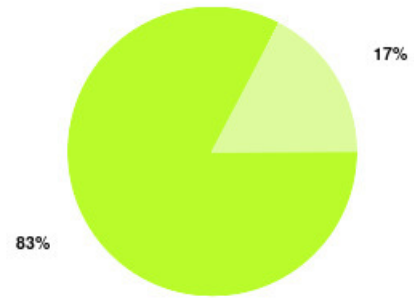
---

## Dental - Beverley PDS Summary

Number of responses: 23

Experience	Amount	Percentage
Very good	19	82.609%
Good	4	17.391%
Neither good nor poor	0	0.000%
Poor	0	0.000%
Very poor	0	0.000%
Do not know	0	0.000%

■ Very good
 ■ Good
 ■ Neither good nor poor
 ■ Poor
 ■ Very poor
 ■ Do not know



Experience	Amount	Percentage
Very good & Good	23	100.000%
Very poor & Poor	0	0.000%
Neither good nor poor & Do not know	0	0.000%

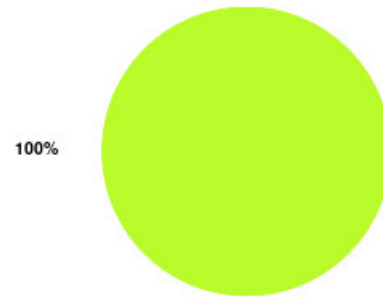


## Dental - Bridlington CDS Summary

Number of responses: 9

Experience	Amount	Percentage
Very good	9	100.000%
Good	0	0.000%
Neither good nor poor	0	0.000%
Poor	0	0.000%
Very poor	0	0.000%
Do not know	0	0.000%

Very good Good Neither good nor poor Poor  
Very poor Do not know



Experience	Amount	Percentage
Very good & Good	9	100.000%
Very poor & Poor	0	0.000%
Neither good nor poor & Do not know	0	0.000%

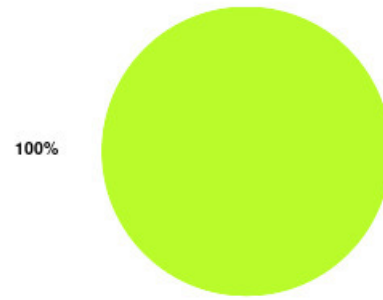


## Dental - Driffield PDS Summary

Number of responses: 3

Experience	Amount	Percentage
Very good	3	100.000%
Good	0	0.000%
Neither good nor poor	0	0.000%
Poor	0	0.000%
Very poor	0	0.000%
Do not know	0	0.000%

Very good Good Neither good nor poor Poor  
Very poor Do not know



Experience	Amount	Percentage
Very good & Good	3	100.000%
Very poor & Poor	0	0.000%
Neither good nor poor & Do not know	0	0.000%

Very good & Good Very poor & Poor  
Neither good nor poor & Do not know

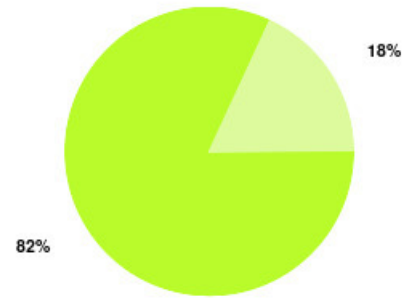


## Dental - Goole CDS Summary

Number of responses: 11

Experience	Amount	Percentage
Very good	9	81.818%
Good	2	18.182%
Neither good nor poor	0	0.000%
Poor	0	0.000%
Very poor	0	0.000%
Do not know	0	0.000%

Very good Good Neither good nor poor Poor  
Very poor Do not know



Experience	Amount	Percentage
Very good & Good	11	100.000%
Very poor & Poor	0	0.000%
Neither good nor poor & Do not know	0	0.000%

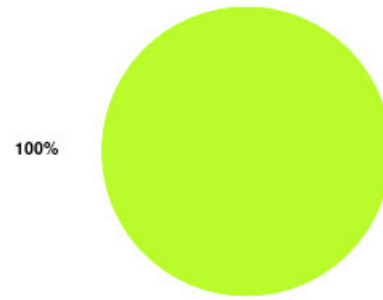


## Dental - Goole PDS Summary

Number of responses: 6

Experience	Amount	Percentage
Very good	6	100.000%
Good	0	0.000%
Neither good nor poor	0	0.000%
Poor	0	0.000%
Very poor	0	0.000%
Do not know	0	0.000%

Very good Good Neither good nor poor Poor  
Very poor Do not know



Experience	Amount	Percentage
Very good & Good	6	100.000%
Very poor & Poor	0	0.000%
Neither good nor poor & Do not know	0	0.000%

Very good & Good Very poor & Poor  
Neither good nor poor & Do not know

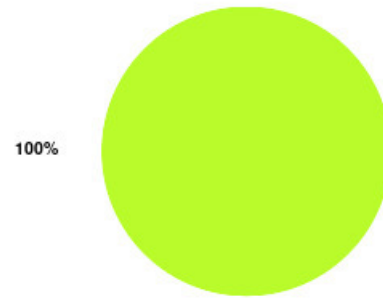


## Dental - Highlands CDS Summary

Number of responses: 9

Experience	Amount	Percentage
Very good	9	100.000%
Good	0	0.000%
Neither good nor poor	0	0.000%
Poor	0	0.000%
Very poor	0	0.000%
Do not know	0	0.000%

Very good Good Neither good nor poor Poor  
Very poor Do not know



Experience	Amount	Percentage
Very good & Good	9	100.000%
Very poor & Poor	0	0.000%
Neither good nor poor & Do not know	0	0.000%

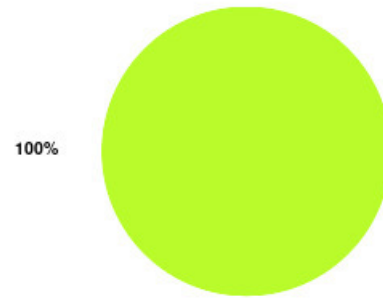


## Dental - Jameson Street PDS Summary

Number of responses: 22

Experience	Amount	Percentage
Very good	22	100.000%
Good	0	0.000%
Neither good nor poor	0	0.000%
Poor	0	0.000%
Very poor	0	0.000%
Do not know	0	0.000%

Very good Good Neither good nor poor Poor  
Very poor Do not know



Experience	Amount	Percentage
Very good & Good	22	100.000%
Very poor & Poor	0	0.000%
Neither good nor poor & Do not know	0	0.000%

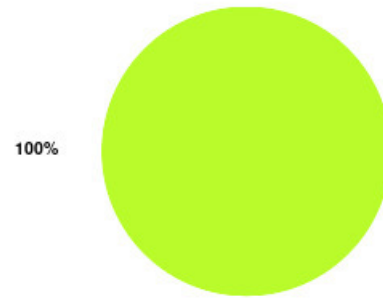


## Dental - Morrill Street Summary

Number of responses: 9

Experience	Amount	Percentage
Very good	9	100.000%
Good	0	0.000%
Neither good nor poor	0	0.000%
Poor	0	0.000%
Very poor	0	0.000%
Do not know	0	0.000%

Very good Good Neither good nor poor Poor  
Very poor Do not know



Experience	Amount	Percentage
Very good & Good	9	100.000%
Very poor & Poor	0	0.000%
Neither good nor poor & Do not know	0	0.000%

Very good & Good Very poor & Poor  
Neither good nor poor & Do not know

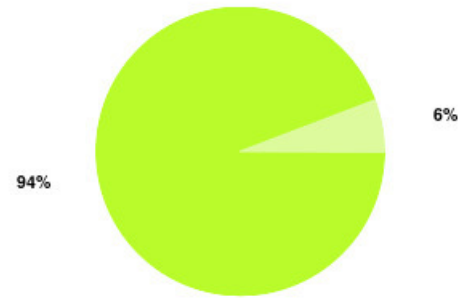


## Dental - Orchard Park CDS Summary

Number of responses: 17

Experience	Amount	Percentage
Very good	16	94.118%
Good	1	5.882%
Neither good nor poor	0	0.000%
Poor	0	0.000%
Very poor	0	0.000%
Do not know	0	0.000%

■ Very good
 ■ Good
 ■ Neither good nor poor
 ■ Poor
 ■ Very poor
 ■ Do not know



Experience	Amount	Percentage
Very good & Good	17	100.000%
Very poor & Poor	0	0.000%
Neither good nor poor & Do not know	0	0.000%

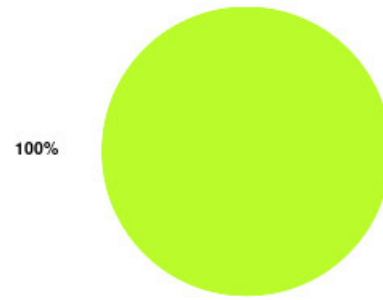


## Dental - Withernsea PDS Summary

Number of responses: 1

Experience	Amount	Percentage
Very good	1	100.000%
Good	0	0.000%
Neither good nor poor	0	0.000%
Poor	0	0.000%
Very poor	0	0.000%
Do not know	0	0.000%

Very good Good Neither good nor poor Poor  
Very poor Do not know



Experience	Amount	Percentage
Very good & Good	1	100.000%
Very poor & Poor	0	0.000%
Neither good nor poor & Do not know	0	0.000%



**Diabetes Podiatry Summary**

Number of responses: 0

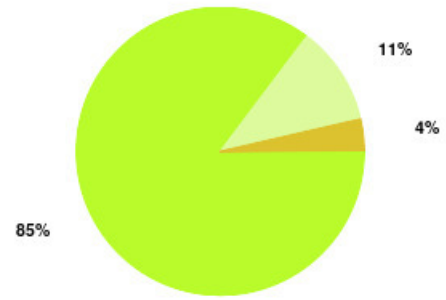
---

## Diabetes Service (East Riding) Summary

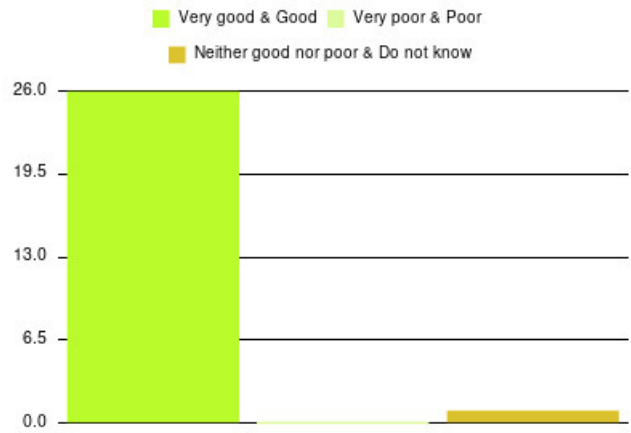
Number of responses: 27

Experience	Amount	Percentage
Very good	23	85.185%
Good	3	11.111%
Neither good nor poor	1	3.704%
Poor	0	0.000%
Very poor	0	0.000%
Do not know	0	0.000%

■ Very good 
 ■ Good 
 ■ Neither good nor poor 
 ■ Poor 
 ■ Very poor 
 ■ Do not know



Experience	Amount	Percentage
Very good & Good	26	96.296%
Very poor & Poor	0	0.000%
Neither good nor poor & Do not know	1	3.704%

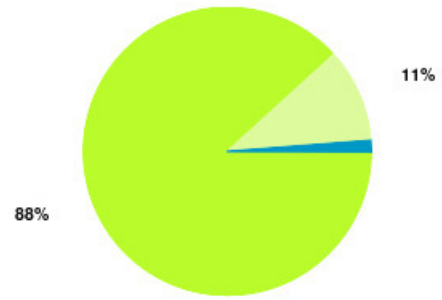


## Dietetics (Hull and East Riding) Summary

Number of responses: 76

Experience	Amount	Percentage
Very good	67	88.158%
Good	8	10.526%
Neither good nor poor	0	0.000%
Poor	0	0.000%
Very poor	0	0.000%
Do not know	1	1.316%

Very good Good Neither good nor poor Poor  
Very poor Do not know



Experience	Amount	Percentage
Very good & Good	75	98.684%
Very poor & Poor	0	0.000%
Neither good nor poor & Do not know	1	1.316%



**Digital Prescriber Summary**

Number of responses: 0

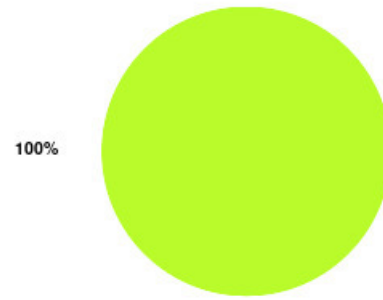
---

## Driffield ICC Summary

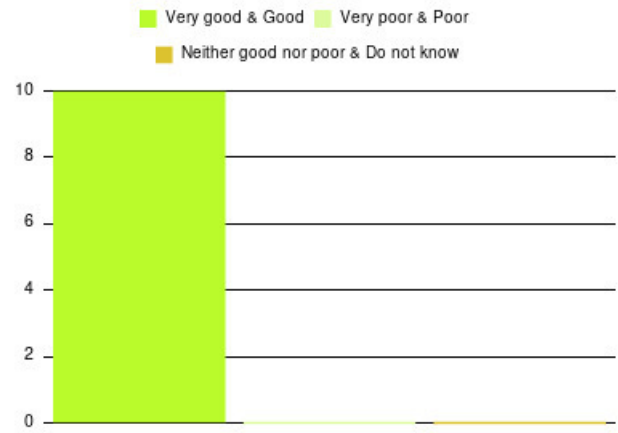
Number of responses: 10

Experience	Amount	Percentage
Very good	10	100.000%
Good	0	0.000%
Neither good nor poor	0	0.000%
Poor	0	0.000%
Very poor	0	0.000%
Do not know	0	0.000%

Very good Good Neither good nor poor Poor  
Very poor Do not know



Experience	Amount	Percentage
Very good & Good	10	100.000%
Very poor & Poor	0	0.000%
Neither good nor poor & Do not know	0	0.000%



# East Riding Fracture Liaison Service Summary

Number of responses: 0

---

**East Riding Frailty Team Summary**

Number of responses: 0

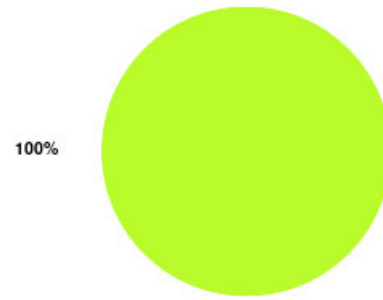
---

## East Riding ICC Summary

Number of responses: 1

Experience	Amount	Percentage
Very good	1	100.000%
Good	0	0.000%
Neither good nor poor	0	0.000%
Poor	0	0.000%
Very poor	0	0.000%
Do not know	0	0.000%

Very good Good Neither good nor poor Poor  
Very poor Do not know



Experience	Amount	Percentage
Very good & Good	1	100.000%
Very poor & Poor	0	0.000%
Neither good nor poor & Do not know	0	0.000%

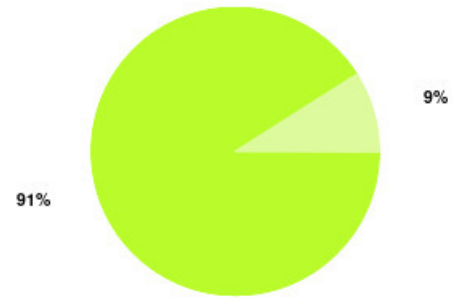


## Eating Disorders Summary

Number of responses: 11

Experience	Amount	Percentage
Very good	10	90.909%
Good	1	9.091%
Neither good nor poor	0	0.000%
Poor	0	0.000%
Very poor	0	0.000%
Do not know	0	0.000%

Very good Good Neither good nor poor Poor  
Very poor Do not know



Experience	Amount	Percentage
Very good & Good	11	100.000%
Very poor & Poor	0	0.000%
Neither good nor poor & Do not know	0	0.000%

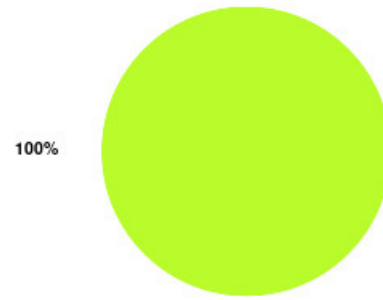


## EMPOWER Summary

Number of responses: 7

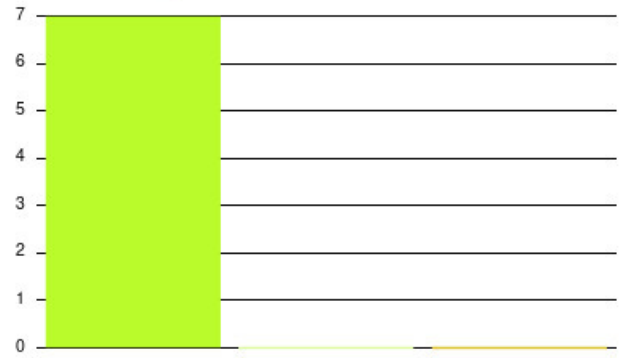
Experience	Amount	Percentage
Very good	7	100.000%
Good	0	0.000%
Neither good nor poor	0	0.000%
Poor	0	0.000%
Very poor	0	0.000%
Do not know	0	0.000%

Very good Good Neither good nor poor Poor  
Very poor Do not know



Experience	Amount	Percentage
Very good & Good	7	100.000%
Very poor & Poor	0	0.000%
Neither good nor poor & Do not know	0	0.000%

Very good & Good Very poor & Poor  
Neither good nor poor & Do not know

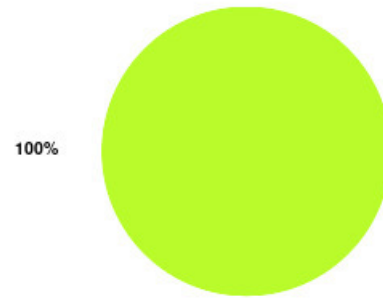


## Exploring Opportunities Summary

Number of responses: 4

Experience	Amount	Percentage
Very good	4	100.000%
Good	0	0.000%
Neither good nor poor	0	0.000%
Poor	0	0.000%
Very poor	0	0.000%
Do not know	0	0.000%

Very good Good Neither good nor poor Poor  
Very poor Do not know



Experience	Amount	Percentage
Very good & Good	4	100.000%
Very poor & Poor	0	0.000%
Neither good nor poor & Do not know	0	0.000%

Very good & Good Very poor & Poor  
Neither good nor poor & Do not know

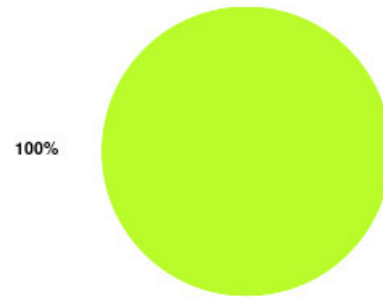


## Falls Team (Hull and East Riding) Summary

Number of responses: 7

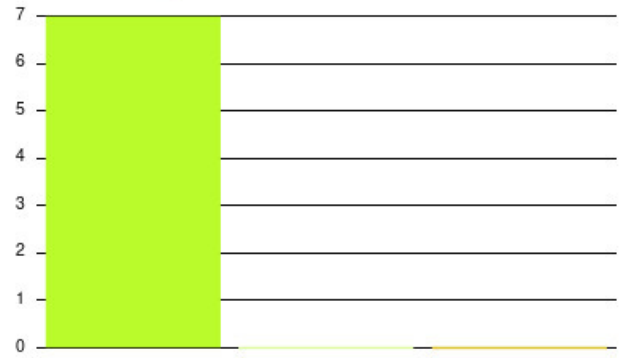
Experience	Amount	Percentage
Very good	7	100.000%
Good	0	0.000%
Neither good nor poor	0	0.000%
Poor	0	0.000%
Very poor	0	0.000%
Do not know	0	0.000%

Very good Good Neither good nor poor Poor  
Very poor Do not know



Experience	Amount	Percentage
Very good & Good	7	100.000%
Very poor & Poor	0	0.000%
Neither good nor poor & Do not know	0	0.000%

Very good & Good Very poor & Poor  
Neither good nor poor & Do not know

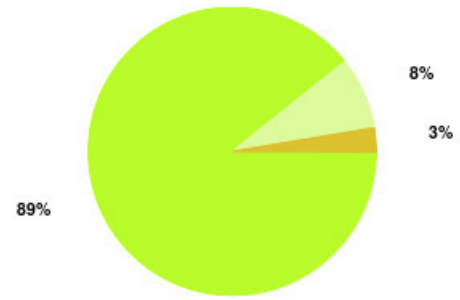


## Goole UTC Summary

Number of responses: 37

Experience	Amount	Percentage
Very good	33	89.189%
Good	3	8.108%
Neither good nor poor	1	2.703%
Poor	0	0.000%
Very poor	0	0.000%
Do not know	0	0.000%

Very good Good Neither good nor poor Poor  
Very poor Do not know



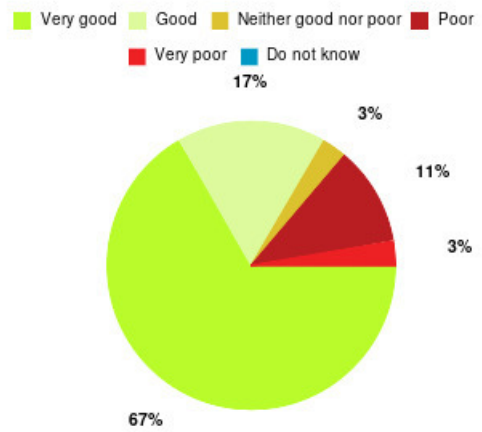
Experience	Amount	Percentage
Very good & Good	36	97.297%
Very poor & Poor	0	0.000%
Neither good nor poor & Do not know	1	2.703%



## GP - East Park Surgery Summary

Number of responses: 36

Experience	Amount	Percentage
Very good	24	66.667%
Good	6	16.667%
Neither good nor poor	1	2.778%
Poor	4	11.111%
Very poor	1	2.778%
Do not know	0	0.000%



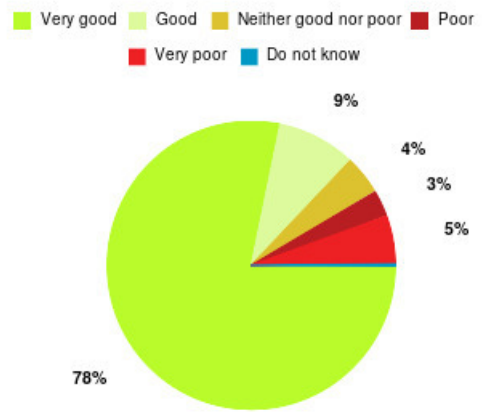
Experience	Amount	Percentage
Very good & Good	30	83.333%
Very poor & Poor	5	13.889%
Neither good nor poor & Do not know	1	2.778%



## GP – Riverside Practice Summary

Number of responses: 407

Experience	Amount	Percentage
Very good	318	78.133%
Good	36	8.845%
Neither good nor poor	18	4.423%
Poor	12	2.948%
Very poor	22	5.405%
Do not know	1	0.246%



Experience	Amount	Percentage
Very good & Good	354	86.978%
Very poor & Poor	34	8.354%
Neither good nor poor & Do not know	19	4.668%

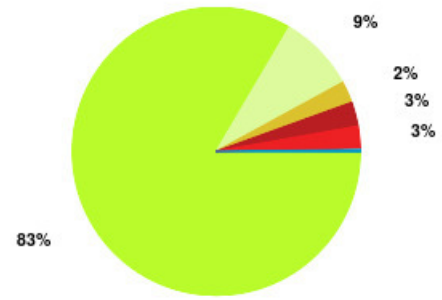


## GP – The Quays Summary

Number of responses: 1071

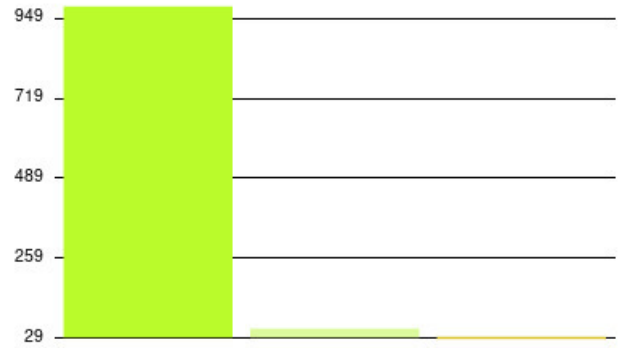
Experience	Amount	Percentage
Very good	893	83.380%
Good	92	8.590%
Neither good nor poor	26	2.428%
Poor	29	2.708%
Very poor	28	2.614%
Do not know	3	0.280%

■ Very good
 ■ Good
 ■ Neither good nor poor
 ■ Poor
 ■ Very poor
 ■ Do not know



Experience	Amount	Percentage
Very good & Good	985	91.970%
Very poor & Poor	57	5.322%
Neither good nor poor & Do not know	29	2.708%

■ Very good & Good
 ■ Very poor & Poor
 ■ Neither good nor poor & Do not know



**Health Trainers (inc Social Prescribing) SH Summary**

Number of responses: 0

---

**Healthy Habits Summary**

Number of responses: 0

---

**Healthy Heroes Summary**

Number of responses: 0

---

**HENRY - Early Years Summary**

Number of responses: 0

---

**HENRY - Growing Up Summary**

Number of responses: 0

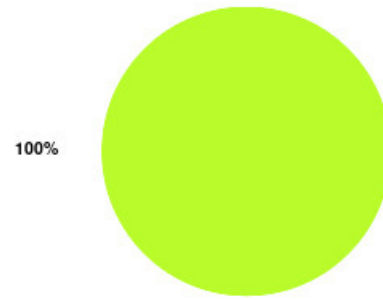
---

## Holderness ICC Summary

Number of responses: 2

Experience	Amount	Percentage
Very good	2	100.000%
Good	0	0.000%
Neither good nor poor	0	0.000%
Poor	0	0.000%
Very poor	0	0.000%
Do not know	0	0.000%

Very good Good Neither good nor poor Poor  
Very poor Do not know



Experience	Amount	Percentage
Very good & Good	2	100.000%
Very poor & Poor	0	0.000%
Neither good nor poor & Do not know	0	0.000%



**Holy Name Social Hub Summary**

Number of responses: 0

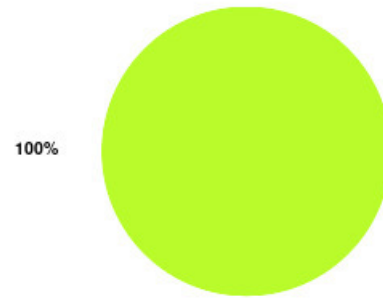
---

## Home Oxygen Service (East Riding) Summary

Number of responses: 11

Experience	Amount	Percentage
Very good	11	100.000%
Good	0	0.000%
Neither good nor poor	0	0.000%
Poor	0	0.000%
Very poor	0	0.000%
Do not know	0	0.000%

Very good Good Neither good nor poor Poor  
Very poor Do not know



Experience	Amount	Percentage
Very good & Good	11	100.000%
Very poor & Poor	0	0.000%
Neither good nor poor & Do not know	0	0.000%

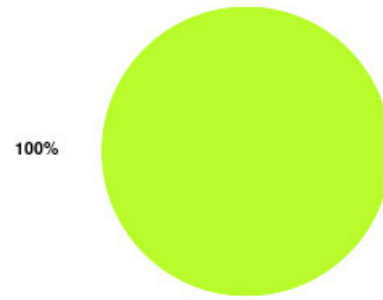


## Home Oxygen Service (Hull) Summary

Number of responses: 6

Experience	Amount	Percentage
Very good	6	100.000%
Good	0	0.000%
Neither good nor poor	0	0.000%
Poor	0	0.000%
Very poor	0	0.000%
Do not know	0	0.000%

Very good Good Neither good nor poor Poor  
Very poor Do not know



Experience	Amount	Percentage
Very good & Good	6	100.000%
Very poor & Poor	0	0.000%
Neither good nor poor & Do not know	0	0.000%

Very good & Good Very poor & Poor  
Neither good nor poor & Do not know

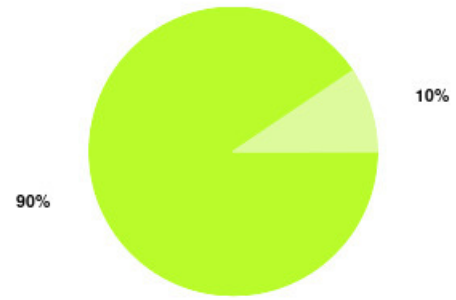


## HRI UTC Summary

Number of responses: 21

Experience	Amount	Percentage
Very good	19	90.476%
Good	2	9.524%
Neither good nor poor	0	0.000%
Poor	0	0.000%
Very poor	0	0.000%
Do not know	0	0.000%

Very good Good Neither good nor poor Poor  
Very poor Do not know



Experience	Amount	Percentage
Very good & Good	21	100.000%
Very poor & Poor	0	0.000%
Neither good nor poor & Do not know	0	0.000%

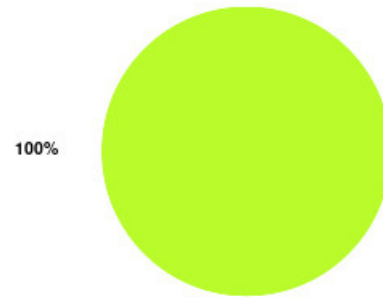


## Hull and ER Fracture Liaison Service Summary

Number of responses: 1

Experience	Amount	Percentage
Very good	1	100.000%
Good	0	0.000%
Neither good nor poor	0	0.000%
Poor	0	0.000%
Very poor	0	0.000%
Do not know	0	0.000%

Very good Good Neither good nor poor Poor  
Very poor Do not know



Experience	Amount	Percentage
Very good & Good	1	100.000%
Very poor & Poor	0	0.000%
Neither good nor poor & Do not know	0	0.000%

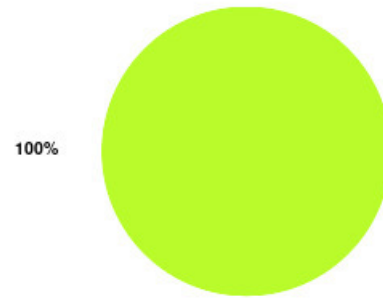


## Hull First Falls Summary

Number of responses: 18

Experience	Amount	Percentage
Very good	18	100.000%
Good	0	0.000%
Neither good nor poor	0	0.000%
Poor	0	0.000%
Very poor	0	0.000%
Do not know	0	0.000%

Very good Good Neither good nor poor Poor  
Very poor Do not know



Experience	Amount	Percentage
Very good & Good	18	100.000%
Very poor & Poor	0	0.000%
Neither good nor poor & Do not know	0	0.000%

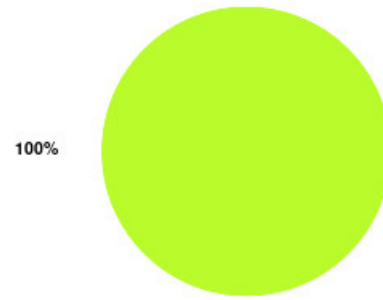


## Infant Feeding Service (SH) Summary

Number of responses: 18

Experience	Amount	Percentage
Very good	18	100.000%
Good	0	0.000%
Neither good nor poor	0	0.000%
Poor	0	0.000%
Very poor	0	0.000%
Do not know	0	0.000%

Very good Good Neither good nor poor Poor  
Very poor Do not know



Experience	Amount	Percentage
Very good & Good	18	100.000%
Very poor & Poor	0	0.000%
Neither good nor poor & Do not know	0	0.000%

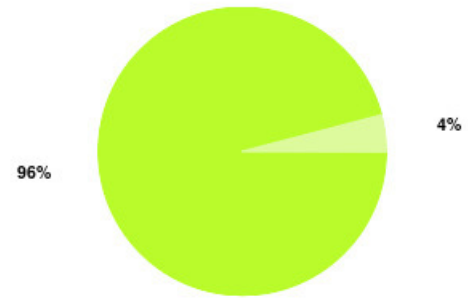


## Intermediate Care - Hull & ER Community Team Summary

Number of responses: 24

Experience	Amount	Percentage
Very good	23	95.833%
Good	1	4.167%
Neither good nor poor	0	0.000%
Poor	0	0.000%
Very poor	0	0.000%
Do not know	0	0.000%

■ Very good
 ■ Good
 ■ Neither good nor poor
 ■ Poor
 ■ Very poor
 ■ Do not know



Experience	Amount	Percentage
Very good & Good	24	100.000%
Very poor & Poor	0	0.000%
Neither good nor poor & Do not know	0	0.000%

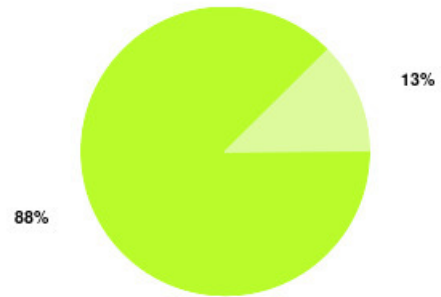


## Intermediate Care bedded unit - ERCH Summary

Number of responses: 8

Experience	Amount	Percentage
Very good	7	87.500%
Good	1	12.500%
Neither good nor poor	0	0.000%
Poor	0	0.000%
Very poor	0	0.000%
Do not know	0	0.000%

Very good Good Neither good nor poor Poor  
Very poor Do not know



Experience	Amount	Percentage
Very good & Good	8	100.000%
Very poor & Poor	0	0.000%
Neither good nor poor & Do not know	0	0.000%

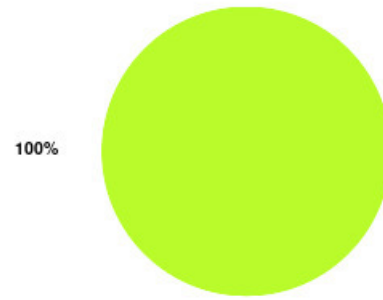


## Intermediate Care bedded unit - Holy Name Summary

Number of responses: 4

Experience	Amount	Percentage
Very good	4	100.000%
Good	0	0.000%
Neither good nor poor	0	0.000%
Poor	0	0.000%
Very poor	0	0.000%
Do not know	0	0.000%

Very good Good Neither good nor poor Poor  
Very poor Do not know



Experience	Amount	Percentage
Very good & Good	4	100.000%
Very poor & Poor	0	0.000%
Neither good nor poor & Do not know	0	0.000%

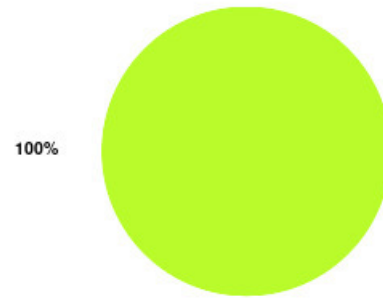


## Intermediate Care bedded unit - Rossmore Summary

Number of responses: 18

Experience	Amount	Percentage
Very good	18	100.000%
Good	0	0.000%
Neither good nor poor	0	0.000%
Poor	0	0.000%
Very poor	0	0.000%
Do not know	0	0.000%

Very good Good Neither good nor poor Poor  
Very poor Do not know



Experience	Amount	Percentage
Very good & Good	18	100.000%
Very poor & Poor	0	0.000%
Neither good nor poor & Do not know	0	0.000%

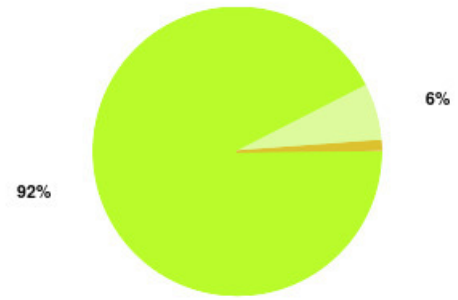


## Jean Bishop ICC Summary

Number of responses: 79

Experience	Amount	Percentage
Very good	73	92.405%
Good	5	6.329%
Neither good nor poor	1	1.266%
Poor	0	0.000%
Very poor	0	0.000%
Do not know	0	0.000%

Very good Good Neither good nor poor Poor  
Very poor Do not know



Experience	Amount	Percentage
Very good & Good	78	98.734%
Very poor & Poor	0	0.000%
Neither good nor poor & Do not know	1	1.266%



**Knowsley Oral HP Summary**

Number of responses: 0

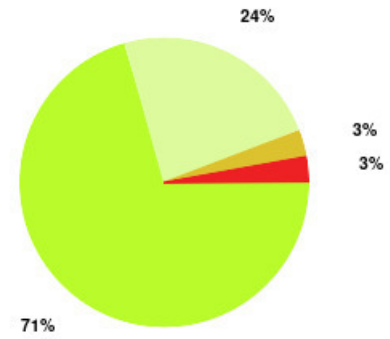
---

## Let's Talk (Hull) Summary

Number of responses: 34

Experience	Amount	Percentage
Very good	24	70.588%
Good	8	23.529%
Neither good nor poor	1	2.941%
Poor	0	0.000%
Very poor	1	2.941%
Do not know	0	0.000%

■ Very good   
 ■ Good   
 ■ Neither good nor poor   
 ■ Poor  
■ Very poor   
 ■ Do not know



Experience	Amount	Percentage
Very good & Good	32	94.118%
Very poor & Poor	1	2.941%
Neither good nor poor & Do not know	1	2.941%



**Let's Talk - Cruse Summary**

Number of responses: 0

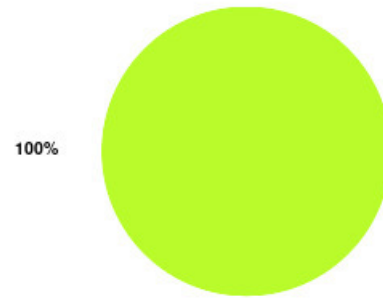
---

## Let's Talk - Employment Advisors Summary

Number of responses: 4

Experience	Amount	Percentage
Very good	4	100.000%
Good	0	0.000%
Neither good nor poor	0	0.000%
Poor	0	0.000%
Very poor	0	0.000%
Do not know	0	0.000%

Very good Good Neither good nor poor Poor  
Very poor Do not know



Experience	Amount	Percentage
Very good & Good	4	100.000%
Very poor & Poor	0	0.000%
Neither good nor poor & Do not know	0	0.000%

Very good & Good Very poor & Poor  
Neither good nor poor & Do not know

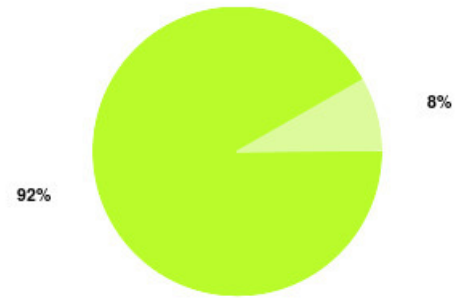


## Let's Talk - Focus Counselling Summary

Number of responses: 24

Experience	Amount	Percentage
Very good	22	91.667%
Good	2	8.333%
Neither good nor poor	0	0.000%
Poor	0	0.000%
Very poor	0	0.000%
Do not know	0	0.000%

Very good Good Neither good nor poor Poor  
Very poor Do not know



Experience	Amount	Percentage
Very good & Good	24	100.000%
Very poor & Poor	0	0.000%
Neither good nor poor & Do not know	0	0.000%

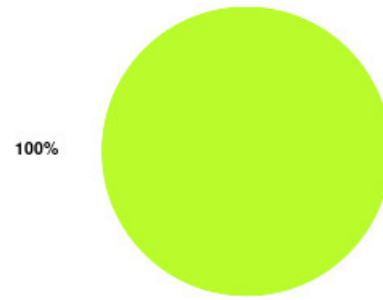


## Let's Talk - Good Day Therapy Summary

Number of responses: 2

Experience	Amount	Percentage
Very good	2	100.000%
Good	0	0.000%
Neither good nor poor	0	0.000%
Poor	0	0.000%
Very poor	0	0.000%
Do not know	0	0.000%

Very good Good Neither good nor poor Poor  
Very poor Do not know



Experience	Amount	Percentage
Very good & Good	2	100.000%
Very poor & Poor	0	0.000%
Neither good nor poor & Do not know	0	0.000%



**Let's Talk - HEY Mind Summary**

Number of responses: 0

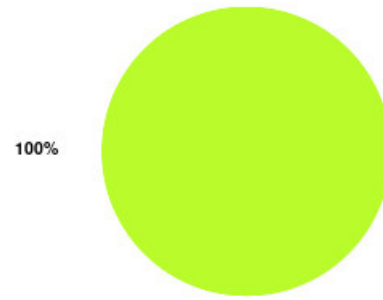
---

## Let's Talk - House of Light Summary

Number of responses: 14

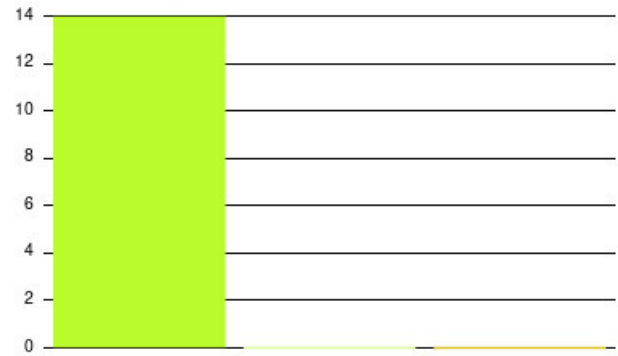
Experience	Amount	Percentage
Very good	14	100.000%
Good	0	0.000%
Neither good nor poor	0	0.000%
Poor	0	0.000%
Very poor	0	0.000%
Do not know	0	0.000%

Very good Good Neither good nor poor Poor  
Very poor Do not know



Experience	Amount	Percentage
Very good & Good	14	100.000%
Very poor & Poor	0	0.000%
Neither good nor poor & Do not know	0	0.000%

Very good & Good Very poor & Poor  
Neither good nor poor & Do not know



**Let's Talk - Joan Pickard Ltd Summary**

Number of responses: 0

---

**Let's Talk - Relate Summary**

Number of responses: 0

---

**Let's Talk - S2BH Summary**

Number of responses: 0

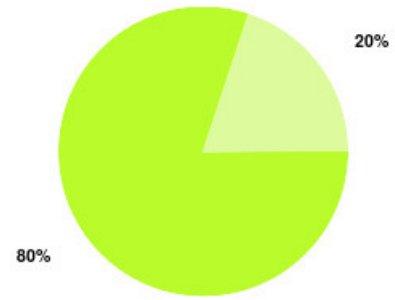
---

## Let's Talk - Temenos Summary

Number of responses: 5

Experience	Amount	Percentage
Very good	4	80.000%
Good	1	20.000%
Neither good nor poor	0	0.000%
Poor	0	0.000%
Very poor	0	0.000%
Do not know	0	0.000%

Very good Good Neither good nor poor Poor  
Very poor Do not know



Experience	Amount	Percentage
Very good & Good	5	100.000%
Very poor & Poor	0	0.000%
Neither good nor poor & Do not know	0	0.000%

Very good & Good Very poor & Poor  
Neither good nor poor & Do not know

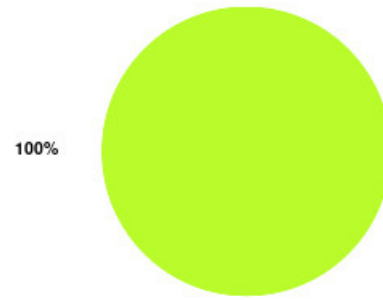


## Lifestyle Referral (SH) Summary

Number of responses: 2

Experience	Amount	Percentage
Very good	2	100.000%
Good	0	0.000%
Neither good nor poor	0	0.000%
Poor	0	0.000%
Very poor	0	0.000%
Do not know	0	0.000%

Very good Good Neither good nor poor Poor  
Very poor Do not know



Experience	Amount	Percentage
Very good & Good	2	100.000%
Very poor & Poor	0	0.000%
Neither good nor poor & Do not know	0	0.000%

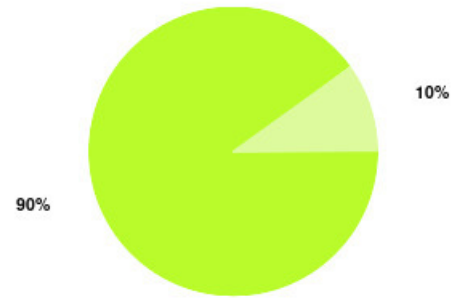


## Liverpool Stop Smoking Service Summary

Number of responses: 50

Experience	Amount	Percentage
Very good	45	90.000%
Good	5	10.000%
Neither good nor poor	0	0.000%
Poor	0	0.000%
Very poor	0	0.000%
Do not know	0	0.000%

Very good Good Neither good nor poor Poor  
Very poor Do not know



Experience	Amount	Percentage
Very good & Good	50	100.000%
Very poor & Poor	0	0.000%
Neither good nor poor & Do not know	0	0.000%



**Local Outbreak Team Summary**

Number of responses: 0

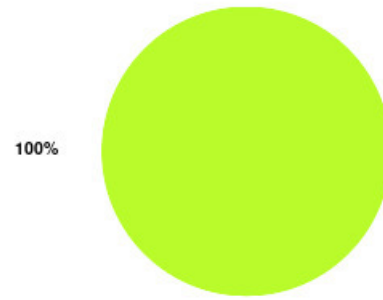
---

## Looked After Children Summary

Number of responses: 3

Experience	Amount	Percentage
Very good	3	100.000%
Good	0	0.000%
Neither good nor poor	0	0.000%
Poor	0	0.000%
Very poor	0	0.000%
Do not know	0	0.000%

Very good Good Neither good nor poor Poor  
Very poor Do not know



Experience	Amount	Percentage
Very good & Good	3	100.000%
Very poor & Poor	0	0.000%
Neither good nor poor & Do not know	0	0.000%



**Lymphoedema Summary**

Number of responses: 0

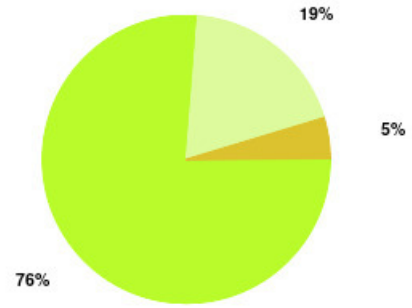
---

## ME/CFS Summary

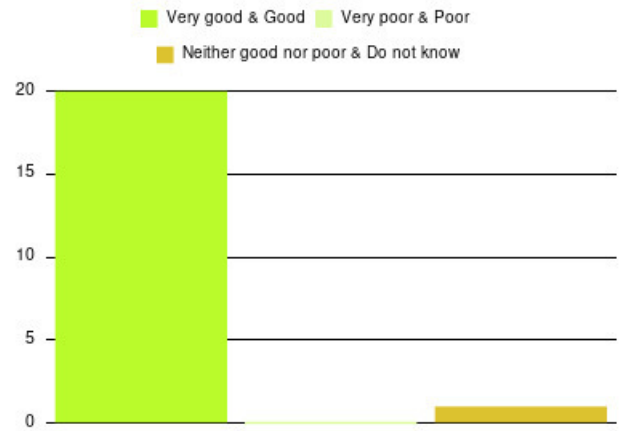
Number of responses: 21

Experience	Amount	Percentage
Very good	16	76.190%
Good	4	19.048%
Neither good nor poor	1	4.762%
Poor	0	0.000%
Very poor	0	0.000%
Do not know	0	0.000%

Very good Good Neither good nor poor Poor  
Very poor Do not know



Experience	Amount	Percentage
Very good & Good	20	95.238%
Very poor & Poor	0	0.000%
Neither good nor poor & Do not know	1	4.762%



**Medicines Management - Care Home Service Summary**

Number of responses: 0

---

**Mental Health Team (SH) Summary**

Number of responses: 0


---

## MSK Physiotherapy Summary

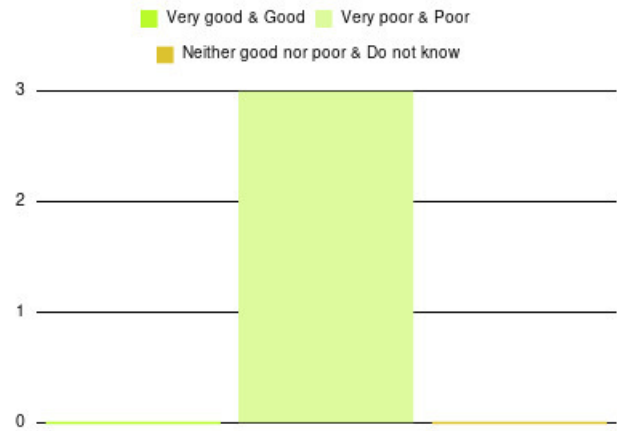
Number of responses: 3

Experience	Amount	Percentage
Very good	0	0.000%
Good	0	0.000%
Neither good nor poor	0	0.000%
Poor	1	33.333%
Very poor	2	66.667%
Do not know	0	0.000%

Very good Good Neither good nor poor Poor  
Very poor Do not know



Experience	Amount	Percentage
Very good & Good	0	0.000%
Very poor & Poor	3	100.000%
Neither good nor poor & Do not know	0	0.000%

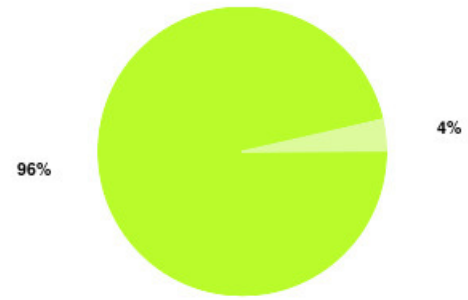


# MSK Physiotherapy - Alfred Bean Hospital Summary

Number of responses: 55

Experience	Amount	Percentage
Very good	53	96.364%
Good	2	3.636%
Neither good nor poor	0	0.000%
Poor	0	0.000%
Very poor	0	0.000%
Do not know	0	0.000%

■ Very good 
 ■ Good 
 ■ Neither good nor poor 
 ■ Poor 
 ■ Very poor 
 ■ Do not know



Experience	Amount	Percentage
Very good & Good	55	100.000%
Very poor & Poor	0	0.000%
Neither good nor poor & Do not know	0	0.000%

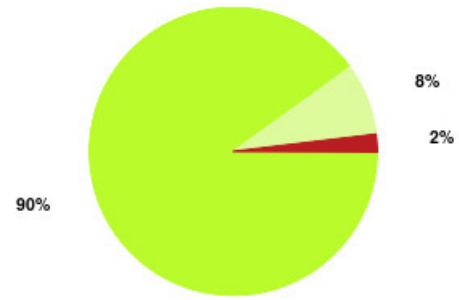


## MSK Physiotherapy - Bridlington Hospital Summary

Number of responses: 50

Experience	Amount	Percentage
Very good	45	90.000%
Good	4	8.000%
Neither good nor poor	0	0.000%
Poor	1	2.000%
Very poor	0	0.000%
Do not know	0	0.000%

■ Very good
 ■ Good
 ■ Neither good nor poor
 ■ Poor
 ■ Very poor
 ■ Do not know



Experience	Amount	Percentage
Very good & Good	49	98.000%
Very poor & Poor	1	2.000%
Neither good nor poor & Do not know	0	0.000%

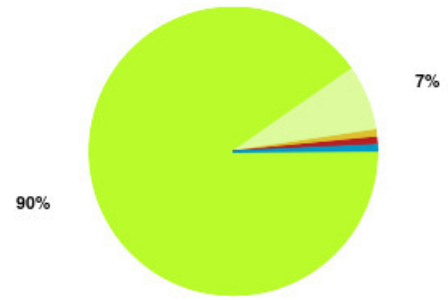


# MSK Physiotherapy - East Riding Community Hospital Summary

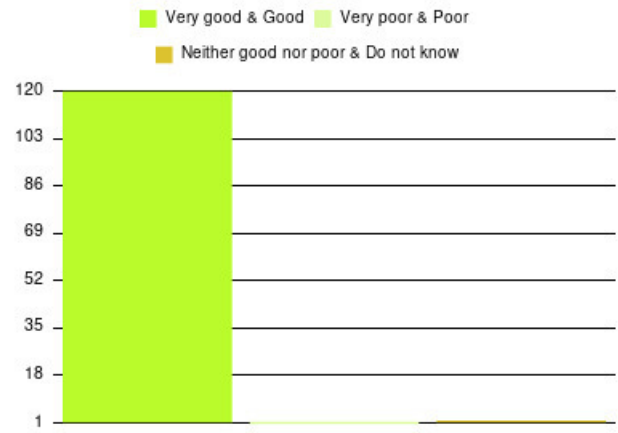
Number of responses: 123

Experience	Amount	Percentage
Very good	111	90.244%
Good	9	7.317%
Neither good nor poor	1	0.813%
Poor	1	0.813%
Very poor	0	0.000%
Do not know	1	0.813%

■ Very good   
 ■ Good   
 ■ Neither good nor poor   
 ■ Poor  
■ Very poor   
 ■ Do not know



Experience	Amount	Percentage
Very good & Good	120	97.561%
Very poor & Poor	1	0.813%
Neither good nor poor & Do not know	2	1.626%

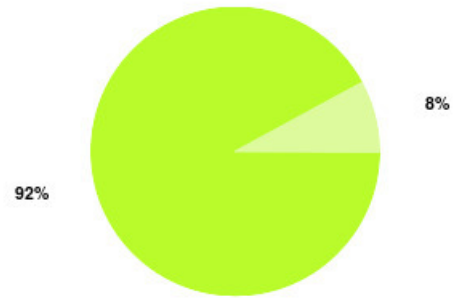


# MSK Physiotherapy - Goole & District Hospital Summary

Number of responses: 25

Experience	Amount	Percentage
Very good	23	92.000%
Good	2	8.000%
Neither good nor poor	0	0.000%
Poor	0	0.000%
Very poor	0	0.000%
Do not know	0	0.000%

Very good Good Neither good nor poor Poor  
Very poor Do not know



Experience	Amount	Percentage
Very good & Good	25	100.000%
Very poor & Poor	0	0.000%
Neither good nor poor & Do not know	0	0.000%

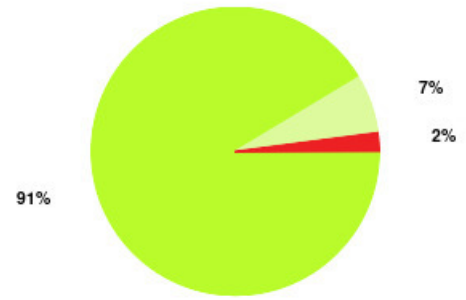


## MSK Physiotherapy - Hessele Health Centre Summary

Number of responses: 46

Experience	Amount	Percentage
Very good	42	91.304%
Good	3	6.522%
Neither good nor poor	0	0.000%
Poor	0	0.000%
Very poor	1	2.174%
Do not know	0	0.000%

■ Very good
 ■ Good
 ■ Neither good nor poor
 ■ Poor
 ■ Very poor
 ■ Do not know



Experience	Amount	Percentage
Very good & Good	45	97.826%
Very poor & Poor	1	2.174%
Neither good nor poor & Do not know	0	0.000%

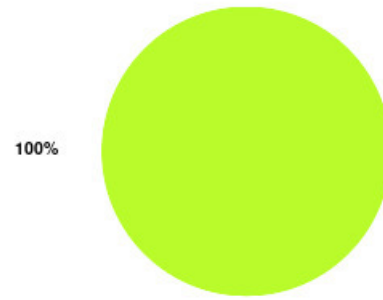


# MSK Physiotherapy - Hornsea Cottage Hospital Summary

Number of responses: 1

Experience	Amount	Percentage
Very good	1	100.000%
Good	0	0.000%
Neither good nor poor	0	0.000%
Poor	0	0.000%
Very poor	0	0.000%
Do not know	0	0.000%

Very good Good Neither good nor poor Poor  
Very poor Do not know



Experience	Amount	Percentage
Very good & Good	1	100.000%
Very poor & Poor	0	0.000%
Neither good nor poor & Do not know	0	0.000%

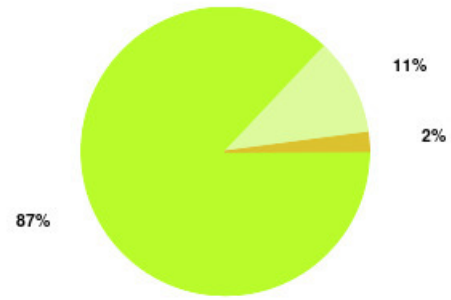


## MSK Physiotherapy - Telehealth Summary

Number of responses: 46

Experience	Amount	Percentage
Very good	40	86.957%
Good	5	10.870%
Neither good nor poor	1	2.174%
Poor	0	0.000%
Very poor	0	0.000%
Do not know	0	0.000%

■ Very good 
 ■ Good 
 ■ Neither good nor poor 
 ■ Poor 
 ■ Very poor 
 ■ Do not know



Experience	Amount	Percentage
Very good & Good	45	97.826%
Very poor & Poor	0	0.000%
Neither good nor poor & Do not know	1	2.174%

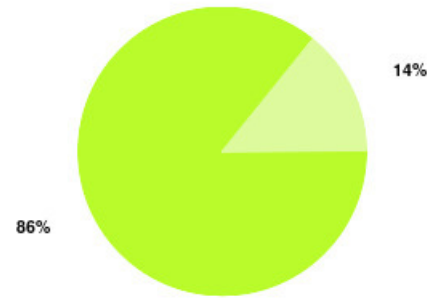


# MSK Physiotherapy - Withernsea Hospital Summary

Number of responses: 14

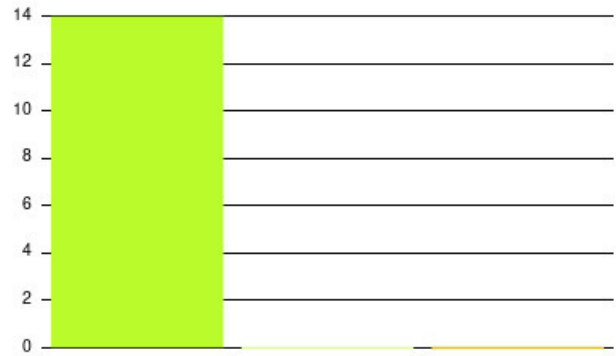
Experience	Amount	Percentage
Very good	12	85.714%
Good	2	14.286%
Neither good nor poor	0	0.000%
Poor	0	0.000%
Very poor	0	0.000%
Do not know	0	0.000%

Very good Good Neither good nor poor Poor  
Very poor Do not know



Experience	Amount	Percentage
Very good & Good	14	100.000%
Very poor & Poor	0	0.000%
Neither good nor poor & Do not know	0	0.000%

Very good & Good Very poor & Poor  
Neither good nor poor & Do not know



**OccWellbeing Summary**

Number of responses: 0

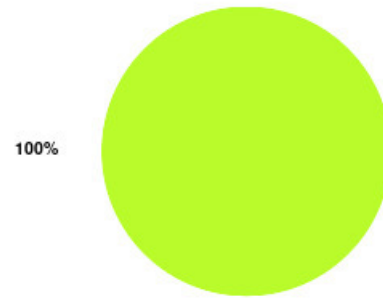
---

## Oral Health Promotion Team Summary

Number of responses: 1

Experience	Amount	Percentage
Very good	1	100.000%
Good	0	0.000%
Neither good nor poor	0	0.000%
Poor	0	0.000%
Very poor	0	0.000%
Do not know	0	0.000%

Very good Good Neither good nor poor Poor  
Very poor Do not know



Experience	Amount	Percentage
Very good & Good	1	100.000%
Very poor & Poor	0	0.000%
Neither good nor poor & Do not know	0	0.000%



**Out of Hours Nursing (East Riding) Summary**

Number of responses: 0

---

**Out of Hours Nursing (EOL) Summary**

Number of responses: 0

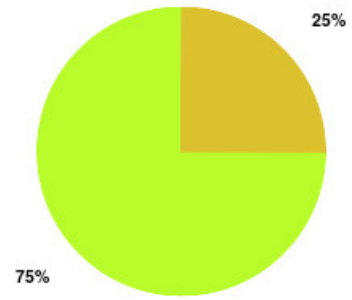
---

## Pain Management - ER & VoY Summary

Number of responses: 4

Experience	Amount	Percentage
Very good	3	75.000%
Good	0	0.000%
Neither good nor poor	1	25.000%
Poor	0	0.000%
Very poor	0	0.000%
Do not know	0	0.000%

Very good Good Neither good nor poor Poor  
Very poor Do not know



Experience	Amount	Percentage
Very good & Good	3	75.000%
Very poor & Poor	0	0.000%
Neither good nor poor & Do not know	1	25.000%

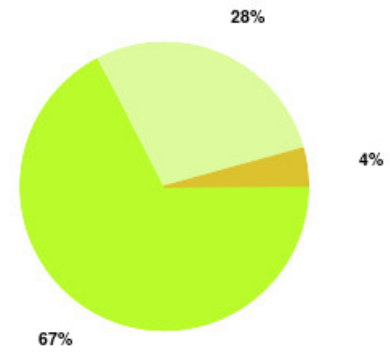


## Pain Management - Hull Summary

Number of responses: 138

Experience	Amount	Percentage
Very good	93	67.391%
Good	39	28.261%
Neither good nor poor	6	4.348%
Poor	0	0.000%
Very poor	0	0.000%
Do not know	0	0.000%

■ Very good   
 ■ Good   
 ■ Neither good nor poor   
 ■ Poor  
■ Very poor   
 ■ Do not know



Experience	Amount	Percentage
Very good & Good	132	95.652%
Very poor & Poor	0	0.000%
Neither good nor poor & Do not know	6	4.348%

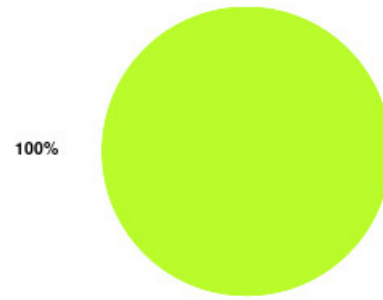


## Parkinson's Hub (ICC) Summary

Number of responses: 7

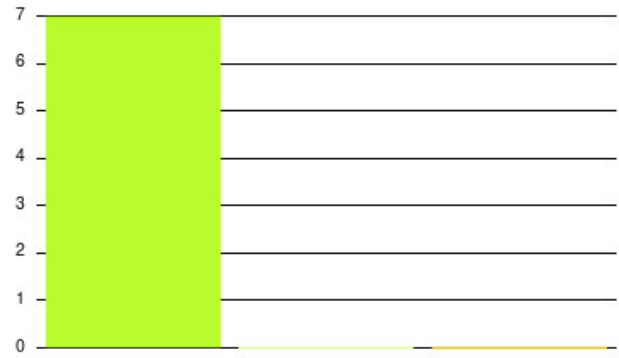
Experience	Amount	Percentage
Very good	7	100.000%
Good	0	0.000%
Neither good nor poor	0	0.000%
Poor	0	0.000%
Very poor	0	0.000%
Do not know	0	0.000%

Very good Good Neither good nor poor Poor  
Very poor Do not know



Experience	Amount	Percentage
Very good & Good	7	100.000%
Very poor & Poor	0	0.000%
Neither good nor poor & Do not know	0	0.000%

Very good & Good Very poor & Poor  
Neither good nor poor & Do not know



**PAUL for Brain recovery Summary**

Number of responses: 0

---

**Pharmacies Summary**

Number of responses: 0

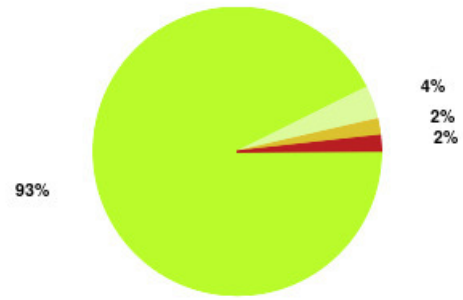
---

## Podiatry (ER - Beverley) Summary

Number of responses: 54

Experience	Amount	Percentage
Very good	50	92.593%
Good	2	3.704%
Neither good nor poor	1	1.852%
Poor	1	1.852%
Very poor	0	0.000%
Do not know	0	0.000%

■ Very good  
 ■ Good  
 ■ Neither good nor poor  
 ■ Poor  
■ Very poor  
 ■ Do not know



Experience	Amount	Percentage
Very good & Good	52	96.296%
Very poor & Poor	1	1.852%
Neither good nor poor & Do not know	1	1.852%

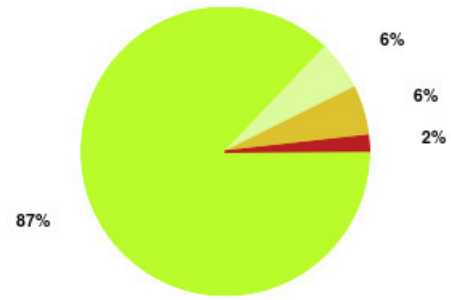


## Podiatry (ER - Bridlington) Summary

Number of responses: 54

Experience	Amount	Percentage
Very good	47	87.037%
Good	3	5.556%
Neither good nor poor	3	5.556%
Poor	1	1.852%
Very poor	0	0.000%
Do not know	0	0.000%

■ Very good 
 ■ Good 
 ■ Neither good nor poor 
 ■ Poor 
 ■ Very poor 
 ■ Do not know



Experience	Amount	Percentage
Very good & Good	50	92.593%
Very poor & Poor	1	1.852%
Neither good nor poor & Do not know	3	5.556%

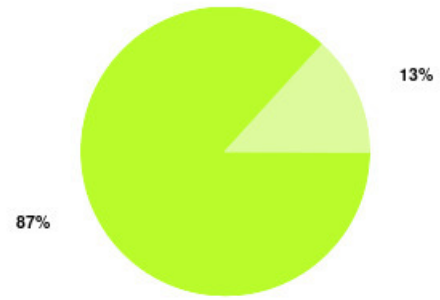


## Podiatry (ER - Driffield) Summary

Number of responses: 30

Experience	Amount	Percentage
Very good	26	86.667%
Good	4	13.333%
Neither good nor poor	0	0.000%
Poor	0	0.000%
Very poor	0	0.000%
Do not know	0	0.000%

Very good Good Neither good nor poor Poor  
Very poor Do not know



Experience	Amount	Percentage
Very good & Good	30	100.000%
Very poor & Poor	0	0.000%
Neither good nor poor & Do not know	0	0.000%

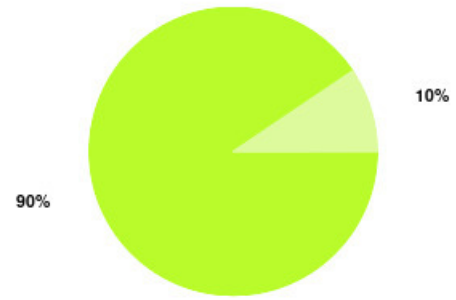


## Podiatry (ER - Goole) Summary

Number of responses: 21

Experience	Amount	Percentage
Very good	19	90.476%
Good	2	9.524%
Neither good nor poor	0	0.000%
Poor	0	0.000%
Very poor	0	0.000%
Do not know	0	0.000%

Very good Good Neither good nor poor Poor  
Very poor Do not know



Experience	Amount	Percentage
Very good & Good	21	100.000%
Very poor & Poor	0	0.000%
Neither good nor poor & Do not know	0	0.000%



**Podiatry (ER - Hedon/Rosedale) Summary**

Number of responses: 0

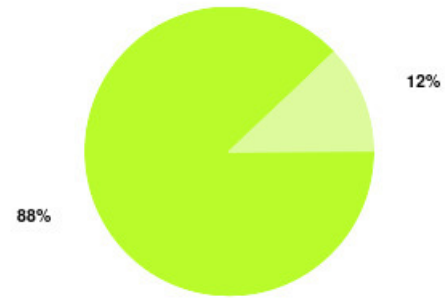
---

## Podiatry (ER - Hesse) Summary

Number of responses: 33

Experience	Amount	Percentage
Very good	29	87.879%
Good	4	12.121%
Neither good nor poor	0	0.000%
Poor	0	0.000%
Very poor	0	0.000%
Do not know	0	0.000%

■ Very good
 ■ Good
 ■ Neither good nor poor
 ■ Poor
 ■ Very poor
 ■ Do not know



Experience	Amount	Percentage
Very good & Good	33	100.000%
Very poor & Poor	0	0.000%
Neither good nor poor & Do not know	0	0.000%

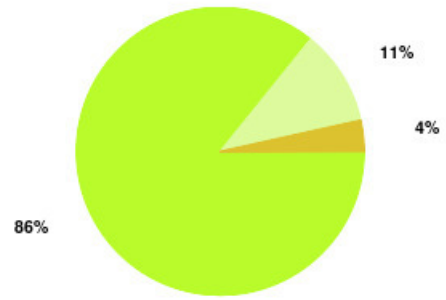


## Podiatry (ER - Home visits) Summary

Number of responses: 28

Experience	Amount	Percentage
Very good	24	85.714%
Good	3	10.714%
Neither good nor poor	1	3.571%
Poor	0	0.000%
Very poor	0	0.000%
Do not know	0	0.000%

■ Very good 
 ■ Good 
 ■ Neither good nor poor 
 ■ Poor 
 ■ Very poor 
 ■ Do not know



Experience	Amount	Percentage
Very good & Good	27	96.429%
Very poor & Poor	0	0.000%
Neither good nor poor & Do not know	1	3.571%

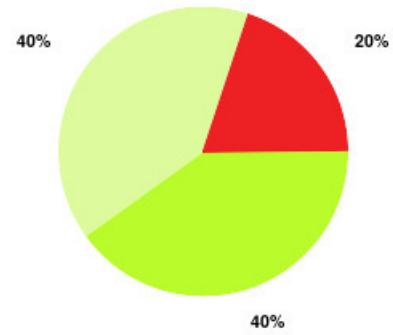


## Podiatry (ER - Hornsea) Summary

Number of responses: 5

Experience	Amount	Percentage
Very good	2	40.000%
Good	2	40.000%
Neither good nor poor	0	0.000%
Poor	0	0.000%
Very poor	1	20.000%
Do not know	0	0.000%

■ Very good
 ■ Good
 ■ Neither good nor poor
 ■ Poor
 ■ Very poor
 ■ Do not know



Experience	Amount	Percentage
Very good & Good	4	80.000%
Very poor & Poor	1	20.000%
Neither good nor poor & Do not know	0	0.000%

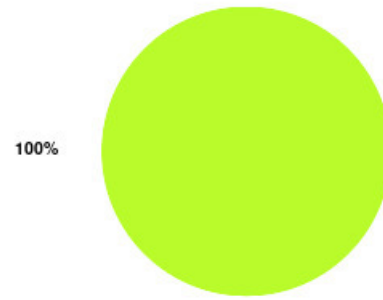


## Podiatry (ER - Market Weighton) Summary

Number of responses: 6

Experience	Amount	Percentage
Very good	6	100.000%
Good	0	0.000%
Neither good nor poor	0	0.000%
Poor	0	0.000%
Very poor	0	0.000%
Do not know	0	0.000%

Very good Good Neither good nor poor Poor  
Very poor Do not know



Experience	Amount	Percentage
Very good & Good	6	100.000%
Very poor & Poor	0	0.000%
Neither good nor poor & Do not know	0	0.000%

Very good & Good Very poor & Poor  
Neither good nor poor & Do not know

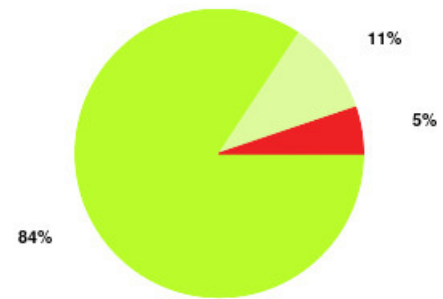


## Podiatry (ER - MSK) Summary

Number of responses: 19

Experience	Amount	Percentage
Very good	16	84.211%
Good	2	10.526%
Neither good nor poor	0	0.000%
Poor	0	0.000%
Very poor	1	5.263%
Do not know	0	0.000%

■ Very good 
 ■ Good 
 ■ Neither good nor poor 
 ■ Poor 
 ■ Very poor 
 ■ Do not know



Experience	Amount	Percentage
Very good & Good	18	94.737%
Very poor & Poor	1	5.263%
Neither good nor poor & Do not know	0	0.000%




## Podiatry (ER - Withernsea) Summary

Number of responses: 28

Experience	Amount	Percentage
Very good	27	96.429%
Good	1	3.571%
Neither good nor poor	0	0.000%
Poor	0	0.000%
Very poor	0	0.000%
Do not know	0	0.000%

■ Very good
 ■ Good
 ■ Neither good nor poor
 ■ Poor
 ■ Very poor
 ■ Do not know



Experience	Amount	Percentage
Very good & Good	28	100.000%
Very poor & Poor	0	0.000%
Neither good nor poor & Do not know	0	0.000%

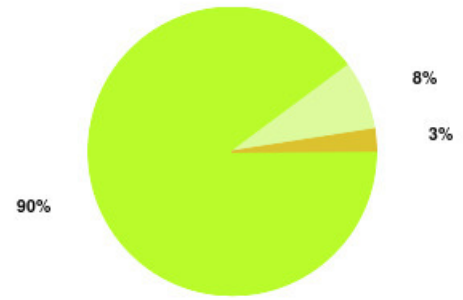


## Podiatry (Hull - Allam Diabetes Centre) Summary

Number of responses: 39

Experience	Amount	Percentage
Very good	35	89.744%
Good	3	7.692%
Neither good nor poor	1	2.564%
Poor	0	0.000%
Very poor	0	0.000%
Do not know	0	0.000%

■ Very good
 ■ Good
 ■ Neither good nor poor
 ■ Poor
 ■ Very poor
 ■ Do not know



Experience	Amount	Percentage
Very good & Good	38	97.436%
Very poor & Poor	0	0.000%
Neither good nor poor & Do not know	1	2.564%

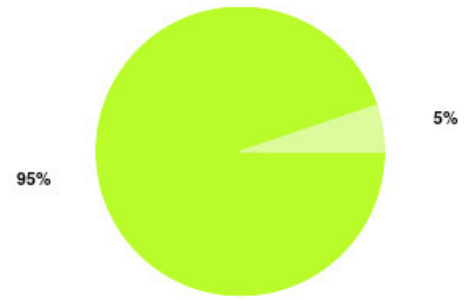


## Podiatry (Hull - Bransholme HC) Summary

Number of responses: 19

Experience	Amount	Percentage
Very good	18	94.737%
Good	1	5.263%
Neither good nor poor	0	0.000%
Poor	0	0.000%
Very poor	0	0.000%
Do not know	0	0.000%

■ Very good
 ■ Good
 ■ Neither good nor poor
 ■ Poor
 ■ Very poor
 ■ Do not know



Experience	Amount	Percentage
Very good & Good	19	100.000%
Very poor & Poor	0	0.000%
Neither good nor poor & Do not know	0	0.000%

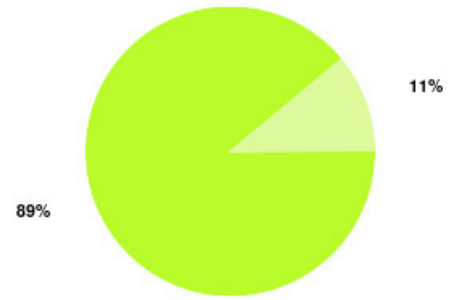


## Podiatry (Hull - Dialysis clinic) Summary

Number of responses: 9

Experience	Amount	Percentage
Very good	8	88.889%
Good	1	11.111%
Neither good nor poor	0	0.000%
Poor	0	0.000%
Very poor	0	0.000%
Do not know	0	0.000%

■ Very good
 ■ Good
 ■ Neither good nor poor
 ■ Poor
 ■ Very poor
 ■ Do not know



Experience	Amount	Percentage
Very good & Good	9	100.000%
Very poor & Poor	0	0.000%
Neither good nor poor & Do not know	0	0.000%

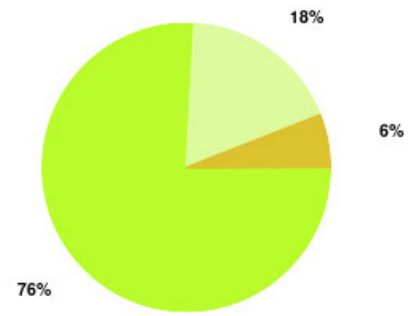


## Podiatry (Hull - Elliott Chappell HC) Summary

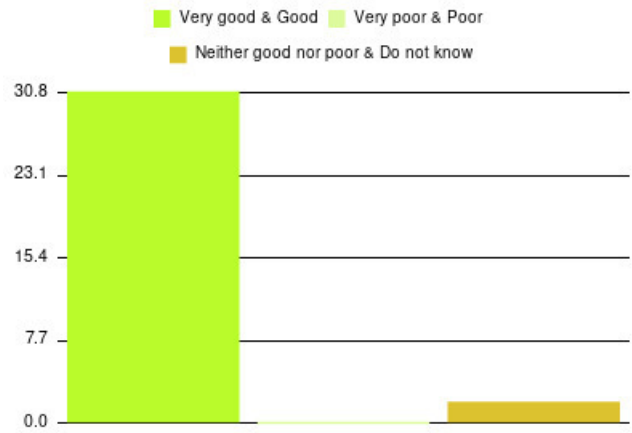
Number of responses: 33

Experience	Amount	Percentage
Very good	25	75.758%
Good	6	18.182%
Neither good nor poor	2	6.061%
Poor	0	0.000%
Very poor	0	0.000%
Do not know	0	0.000%

■ Very good
 ■ Good
 ■ Neither good nor poor
 ■ Poor
 ■ Very poor
 ■ Do not know



Experience	Amount	Percentage
Very good & Good	31	93.939%
Very poor & Poor	0	0.000%
Neither good nor poor & Do not know	2	6.061%



**Podiatry (Hull - HMP Hull) Summary**

Number of responses: 0

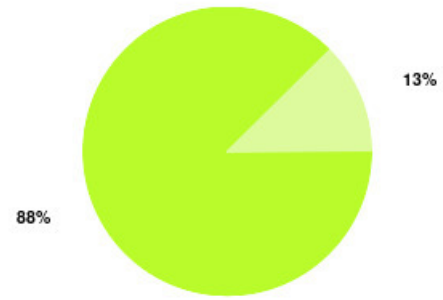
---

## Podiatry (Hull - Home visits) Summary

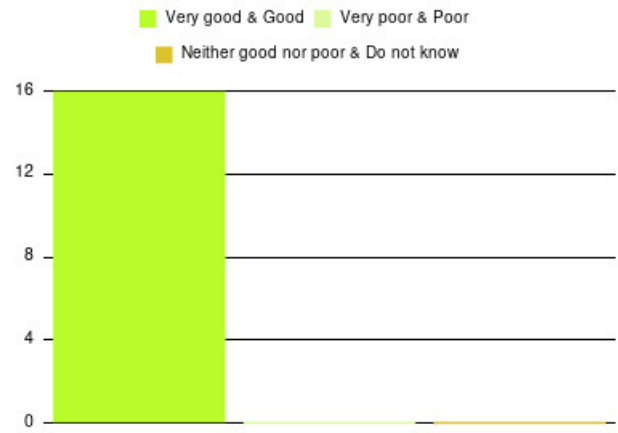
Number of responses: 16

Experience	Amount	Percentage
Very good	14	87.500%
Good	2	12.500%
Neither good nor poor	0	0.000%
Poor	0	0.000%
Very poor	0	0.000%
Do not know	0	0.000%

■ Very good
 ■ Good
 ■ Neither good nor poor
 ■ Poor
 ■ Very poor
 ■ Do not know



Experience	Amount	Percentage
Very good & Good	16	100.000%
Very poor & Poor	0	0.000%
Neither good nor poor & Do not know	0	0.000%

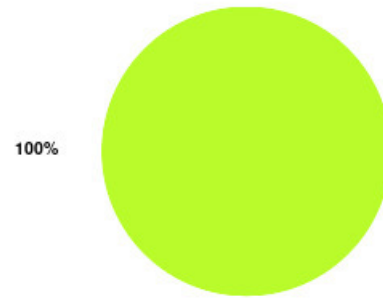


## Podiatry (Hull - Homeless Service) Summary

Number of responses: 1

Experience	Amount	Percentage
Very good	1	100.000%
Good	0	0.000%
Neither good nor poor	0	0.000%
Poor	0	0.000%
Very poor	0	0.000%
Do not know	0	0.000%

Very good Good Neither good nor poor Poor  
Very poor Do not know



Experience	Amount	Percentage
Very good & Good	1	100.000%
Very poor & Poor	0	0.000%
Neither good nor poor & Do not know	0	0.000%

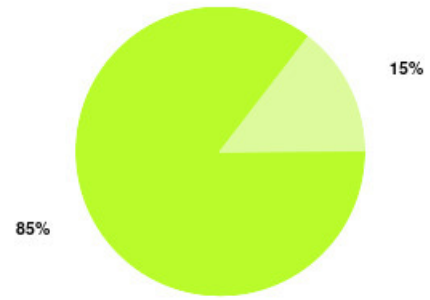


## Podiatry (Hull - Longhill HC) Summary

Number of responses: 41


Experience	Amount	Percentage
Very good	35	85.366%
Good	6	14.634%
Neither good nor poor	0	0.000%
Poor	0	0.000%
Very poor	0	0.000%
Do not know	0	0.000%

Very good Good Neither good nor poor Poor  
Very poor Do not know



Experience	Amount	Percentage
Very good & Good	41	100.000%
Very poor & Poor	0	0.000%
Neither good nor poor & Do not know	0	0.000%

Very good & Good Very poor & Poor  
Neither good nor poor & Do not know

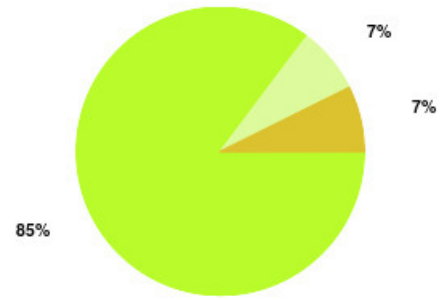


## Podiatry (Hull - Morrill St) Summary

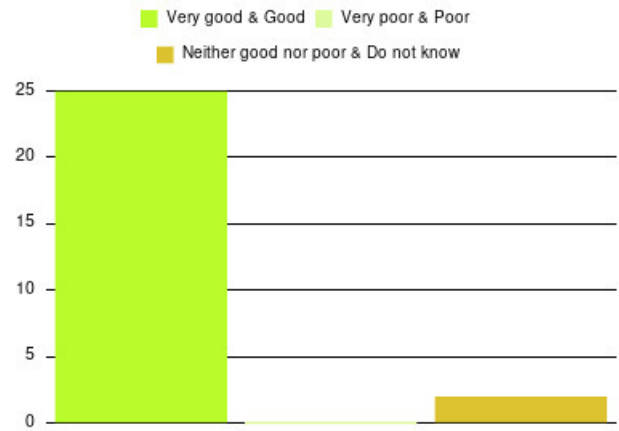
Number of responses: 27

Experience	Amount	Percentage
Very good	23	85.185%
Good	2	7.407%
Neither good nor poor	2	7.407%
Poor	0	0.000%
Very poor	0	0.000%
Do not know	0	0.000%

■ Very good
 ■ Good
 ■ Neither good nor poor
 ■ Poor
 ■ Very poor
 ■ Do not know



Experience	Amount	Percentage
Very good & Good	25	92.593%
Very poor & Poor	0	0.000%
Neither good nor poor & Do not know	2	7.407%



**Podiatry (Hull - Nail clinic) Summary**

Number of responses: 0

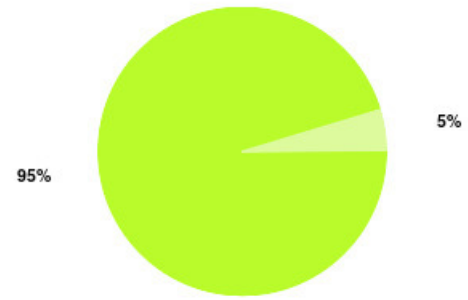
---

## Podiatry (Hull - Newington HC) Summary

Number of responses: 21

Experience	Amount	Percentage
Very good	20	95.238%
Good	1	4.762%
Neither good nor poor	0	0.000%
Poor	0	0.000%
Very poor	0	0.000%
Do not know	0	0.000%

Very good Good Neither good nor poor Poor  
Very poor Do not know



Experience	Amount	Percentage
Very good & Good	21	100.000%
Very poor & Poor	0	0.000%
Neither good nor poor & Do not know	0	0.000%

Very good & Good Very poor & Poor  
Neither good nor poor & Do not know

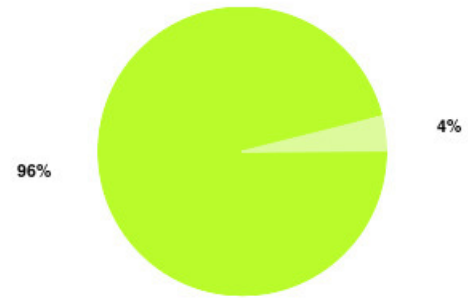


## Podiatry (Hull - Orchard Centre) Summary

Number of responses: 25

Experience	Amount	Percentage
Very good	24	96.000%
Good	1	4.000%
Neither good nor poor	0	0.000%
Poor	0	0.000%
Very poor	0	0.000%
Do not know	0	0.000%

Very good Good Neither good nor poor Poor  
Very poor Do not know



Experience	Amount	Percentage
Very good & Good	25	100.000%
Very poor & Poor	0	0.000%
Neither good nor poor & Do not know	0	0.000%

Very good & Good Very poor & Poor  
Neither good nor poor & Do not know

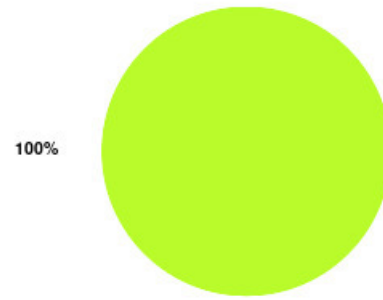


## Podiatry (Hull - Rheumatology H.R.I.) Summary

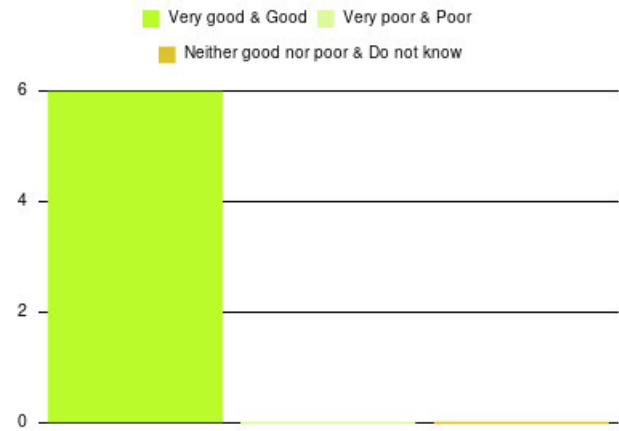
Number of responses: 6

Experience	Amount	Percentage
Very good	6	100.000%
Good	0	0.000%
Neither good nor poor	0	0.000%
Poor	0	0.000%
Very poor	0	0.000%
Do not know	0	0.000%

Very good Good Neither good nor poor Poor  
Very poor Do not know



Experience	Amount	Percentage
Very good & Good	6	100.000%
Very poor & Poor	0	0.000%
Neither good nor poor & Do not know	0	0.000%



**Podiatry (Hull - Terry St) Summary**

Number of responses: 0

---

**Podiatry (Hull - The Crossings) Summary**

Number of responses: 0

---

**Podiatry (Hull - Ward visits) Summary**

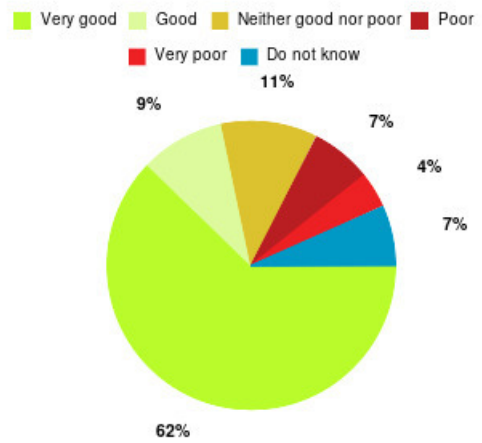
Number of responses: 0

---

## Podiatry (telephone appointment) Summary

Number of responses: 74

Experience	Amount	Percentage
Very good	46	62.162%
Good	7	9.459%
Neither good nor poor	8	10.811%
Poor	5	6.757%
Very poor	3	4.054%
Do not know	5	6.757%



Experience	Amount	Percentage
Very good & Good	53	71.622%
Very poor & Poor	8	10.811%
Neither good nor poor & Do not know	13	17.568%

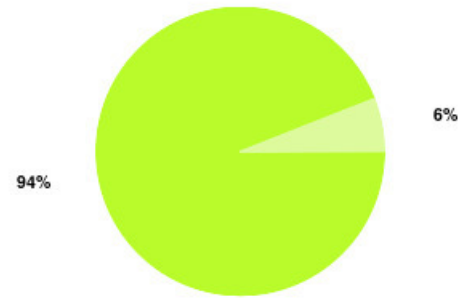


## Pulmonary Rehab (Hull and ER) Summary

Number of responses: 33

Experience	Amount	Percentage
Very good	31	93.939%
Good	2	6.061%
Neither good nor poor	0	0.000%
Poor	0	0.000%
Very poor	0	0.000%
Do not know	0	0.000%

■ Very good
 ■ Good
 ■ Neither good nor poor
 ■ Poor
 ■ Very poor
 ■ Do not know



Experience	Amount	Percentage
Very good & Good	33	100.000%
Very poor & Poor	0	0.000%
Neither good nor poor & Do not know	0	0.000%



**Rossmore Stroke Unit Summary**

Number of responses: 0

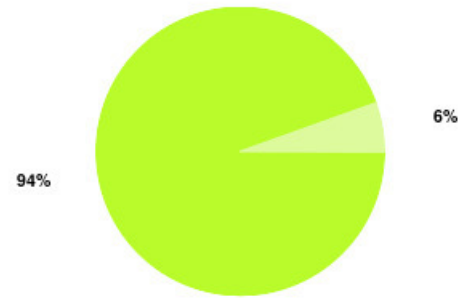
---

## School Health + Summary

Number of responses: 18

Experience	Amount	Percentage
Very good	17	94.444%
Good	1	5.556%
Neither good nor poor	0	0.000%
Poor	0	0.000%
Very poor	0	0.000%
Do not know	0	0.000%

Very good Good Neither good nor poor Poor  
Very poor Do not know



Experience	Amount	Percentage
Very good & Good	18	100.000%
Very poor & Poor	0	0.000%
Neither good nor poor & Do not know	0	0.000%



**Sexual Health - Erectile Dysfunction (East Riding) Summary**

Number of responses: 0

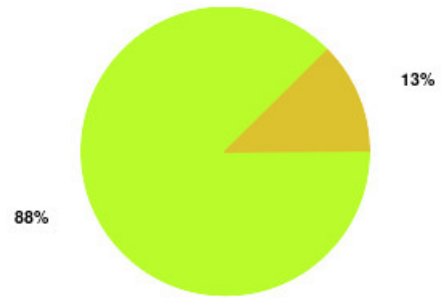
---

## Sexual Health - Erectile Dysfunction (Hull) Summary

Number of responses: 8

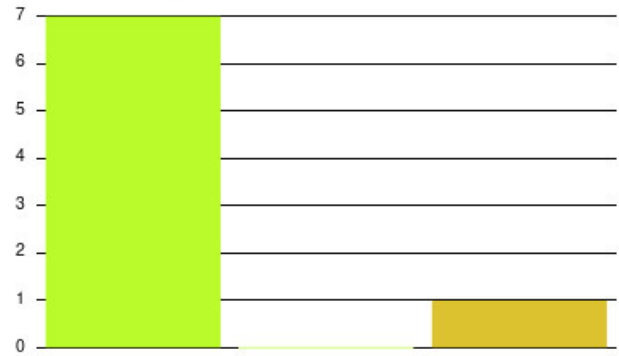
Experience	Amount	Percentage
Very good	7	87.500%
Good	0	0.000%
Neither good nor poor	1	12.500%
Poor	0	0.000%
Very poor	0	0.000%
Do not know	0	0.000%

Very good Good Neither good nor poor Poor  
Very poor Do not know



Experience	Amount	Percentage
Very good & Good	7	87.500%
Very poor & Poor	0	0.000%
Neither good nor poor & Do not know	1	12.500%

Very good & Good Very poor & Poor  
Neither good nor poor & Do not know

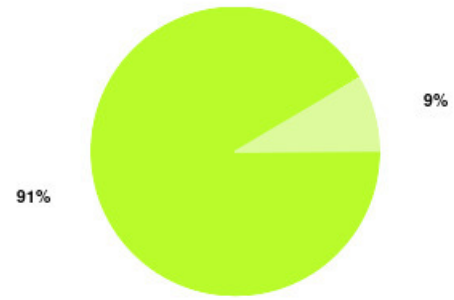


## Sexual Health - GUM & Family Planning (East Riding) Summary

Number of responses: 35

Experience	Amount	Percentage
Very good	32	91.429%
Good	3	8.571%
Neither good nor poor	0	0.000%
Poor	0	0.000%
Very poor	0	0.000%
Do not know	0	0.000%

■ Very good
 ■ Good
 ■ Neither good nor poor
 ■ Poor
 ■ Very poor
 ■ Do not know



Experience	Amount	Percentage
Very good & Good	35	100.000%
Very poor & Poor	0	0.000%
Neither good nor poor & Do not know	0	0.000%

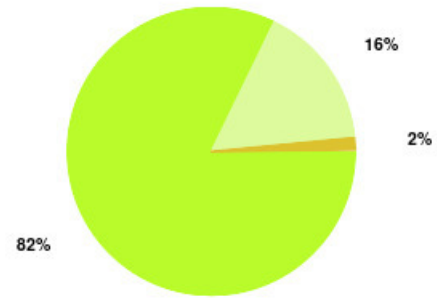


## Sexual Health - GUM & Family Planning (Hull) Summary

Number of responses: 123

Experience	Amount	Percentage
Very good	101	82.114%
Good	20	16.260%
Neither good nor poor	2	1.626%
Poor	0	0.000%
Very poor	0	0.000%
Do not know	0	0.000%

■ Very good
 ■ Good
 ■ Neither good nor poor
 ■ Poor
 ■ Very poor
 ■ Do not know



Experience	Amount	Percentage
Very good & Good	121	98.374%
Very poor & Poor	0	0.000%
Neither good nor poor & Do not know	2	1.626%



**Sexual Health - Outreach (East Riding) Summary**

Number of responses: 0

---

**Sexual Health - Outreach (Hull) Summary**

Number of responses: 0

---

**Sexual Health - Ultrasound (Hull) Summary**

Number of responses: 0

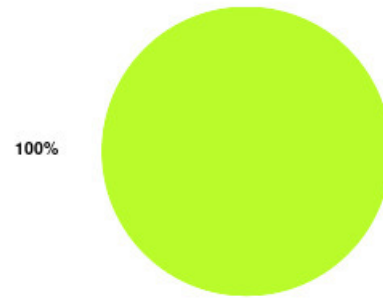
---

## Sexual Health - Unplanned Pregnancy Service Summary

Number of responses: 9

Experience	Amount	Percentage
Very good	9	100.000%
Good	0	0.000%
Neither good nor poor	0	0.000%
Poor	0	0.000%
Very poor	0	0.000%
Do not know	0	0.000%

Very good Good Neither good nor poor Poor  
Very poor Do not know



Experience	Amount	Percentage
Very good & Good	9	100.000%
Very poor & Poor	0	0.000%
Neither good nor poor & Do not know	0	0.000%

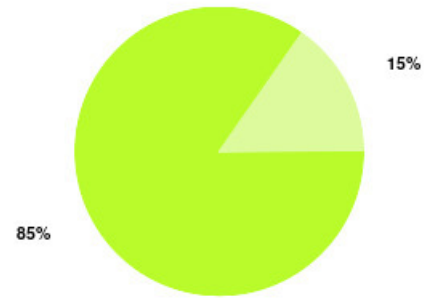


## Sexual Health - Vasectomy (Hull) Summary

Number of responses: 13

Experience	Amount	Percentage
Very good	11	84.615%
Good	2	15.385%
Neither good nor poor	0	0.000%
Poor	0	0.000%
Very poor	0	0.000%
Do not know	0	0.000%

■ Very good
 ■ Good
 ■ Neither good nor poor
 ■ Poor
 ■ Very poor
 ■ Do not know



Experience	Amount	Percentage
Very good & Good	13	100.000%
Very poor & Poor	0	0.000%
Neither good nor poor & Do not know	0	0.000%



**Sexual Health - Women's Health (East Riding) Summary**

Number of responses: 0

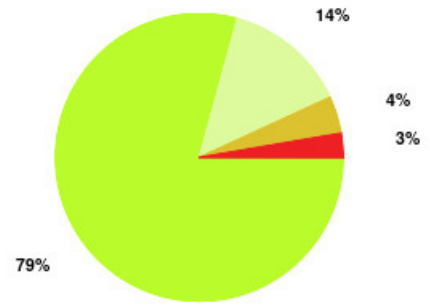
---

## Sexual Health - Women's Health (Hull) Summary

Number of responses: 72

Experience	Amount	Percentage
Very good	57	79.167%
Good	10	13.889%
Neither good nor poor	3	4.167%
Poor	0	0.000%
Very poor	2	2.778%
Do not know	0	0.000%

■ Very good   
 ■ Good   
 ■ Neither good nor poor   
 ■ Poor  
■ Very poor   
 ■ Do not know



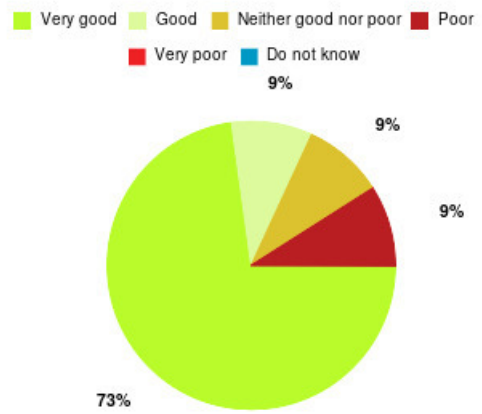
Experience	Amount	Percentage
Very good & Good	67	93.056%
Very poor & Poor	2	2.778%
Neither good nor poor & Do not know	3	4.167%



## Smokefree (Knowsley) Summary

Number of responses: 11

Experience	Amount	Percentage
Very good	8	72.727%
Good	1	9.091%
Neither good nor poor	1	9.091%
Poor	1	9.091%
Very poor	0	0.000%
Do not know	0	0.000%



Experience	Amount	Percentage
Very good & Good	9	81.818%
Very poor & Poor	1	9.091%
Neither good nor poor & Do not know	1	9.091%

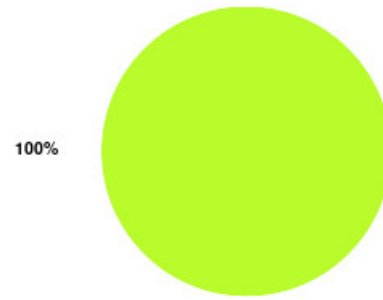


## Smokefree (St Helens) Summary

Number of responses: 4

Experience	Amount	Percentage
Very good	4	100.000%
Good	0	0.000%
Neither good nor poor	0	0.000%
Poor	0	0.000%
Very poor	0	0.000%
Do not know	0	0.000%

Very good Good Neither good nor poor Poor  
Very poor Do not know



Experience	Amount	Percentage
Very good & Good	4	100.000%
Very poor & Poor	0	0.000%
Neither good nor poor & Do not know	0	0.000%

Very good & Good Very poor & Poor  
Neither good nor poor & Do not know



## Specialist Palliative Care Services (EOL) Summary

Number of responses: 0

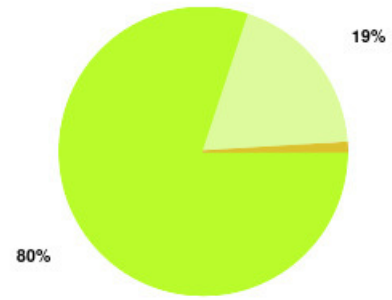
---

## Specialist Weight Management Services Summary

Number of responses: 95

Experience	Amount	Percentage
Very good	76	80.000%
Good	18	18.947%
Neither good nor poor	1	1.053%
Poor	0	0.000%
Very poor	0	0.000%
Do not know	0	0.000%

■ Very good
 ■ Good
 ■ Neither good nor poor
 ■ Poor
 ■ Very poor
 ■ Do not know



Experience	Amount	Percentage
Very good & Good	94	98.947%
Very poor & Poor	0	0.000%
Neither good nor poor & Do not know	1	1.053%

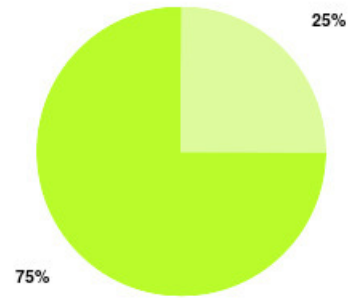


## Speech and Language Therapy (Hull and East Riding) Summary

Number of responses: 32

Experience	Amount	Percentage
Very good	24	75.000%
Good	8	25.000%
Neither good nor poor	0	0.000%
Poor	0	0.000%
Very poor	0	0.000%
Do not know	0	0.000%

Very good Good Neither good nor poor Poor  
Very poor Do not know



Experience	Amount	Percentage
Very good & Good	32	100.000%
Very poor & Poor	0	0.000%
Neither good nor poor & Do not know	0	0.000%

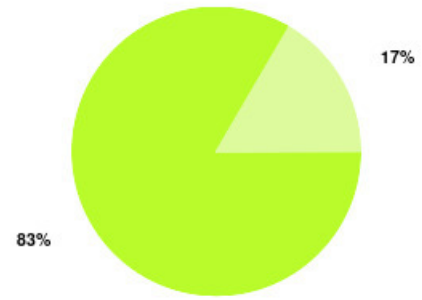


## Stroke Team (Hull and ER) Summary

Number of responses: 6

Experience	Amount	Percentage
Very good	5	83.333%
Good	1	16.667%
Neither good nor poor	0	0.000%
Poor	0	0.000%
Very poor	0	0.000%
Do not know	0	0.000%

Very good Good Neither good nor poor Poor  
Very poor Do not know



Experience	Amount	Percentage
Very good & Good	6	100.000%
Very poor & Poor	0	0.000%
Neither good nor poor & Do not know	0	0.000%

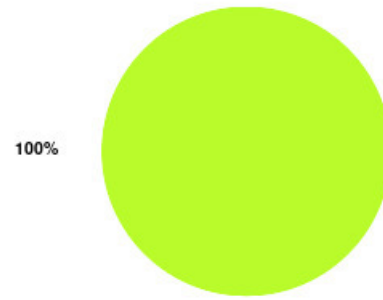


## Sunshine House Summary

Number of responses: 4

Experience	Amount	Percentage
Very good	4	100.000%
Good	0	0.000%
Neither good nor poor	0	0.000%
Poor	0	0.000%
Very poor	0	0.000%
Do not know	0	0.000%

Very good Good Neither good nor poor Poor  
Very poor Do not know



Experience	Amount	Percentage
Very good & Good	4	100.000%
Very poor & Poor	0	0.000%
Neither good nor poor & Do not know	0	0.000%



**T1DE Summary**

Number of responses: 0

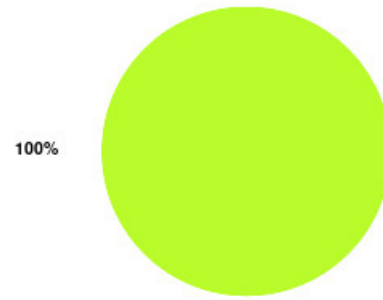
---

## TB Nursing Team Summary

Number of responses: 11

Experience	Amount	Percentage
Very good	11	100.000%
Good	0	0.000%
Neither good nor poor	0	0.000%
Poor	0	0.000%
Very poor	0	0.000%
Do not know	0	0.000%

Very good Good Neither good nor poor Poor  
Very poor Do not know



Experience	Amount	Percentage
Very good & Good	11	100.000%
Very poor & Poor	0	0.000%
Neither good nor poor & Do not know	0	0.000%



**Tier 2 Weight Management Summary**

Number of responses: 0

---

**Tier 3 Specialist Weight Management (SH) Summary**

Number of responses: 0

---

**Tissue Viability Summary**

Number of responses: 0

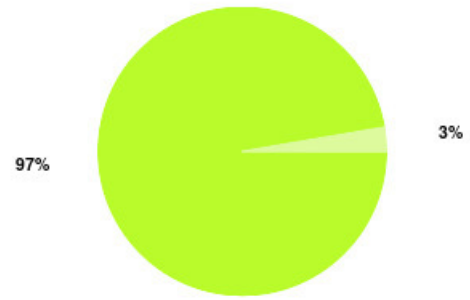
---

## Treatment rooms (ER) Summary

Number of responses: 36

Experience	Amount	Percentage
Very good	35	97.222%
Good	1	2.778%
Neither good nor poor	0	0.000%
Poor	0	0.000%
Very poor	0	0.000%
Do not know	0	0.000%

Very good Good Neither good nor poor Poor  
Very poor Do not know



Experience	Amount	Percentage
Very good & Good	36	100.000%
Very poor & Poor	0	0.000%
Neither good nor poor & Do not know	0	0.000%

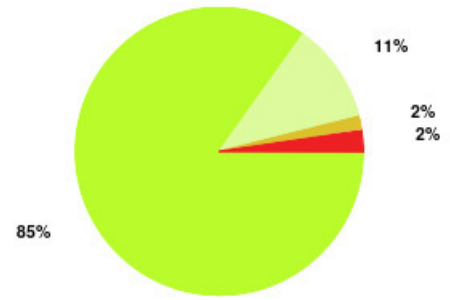


## Treatment rooms (Hull) Summary

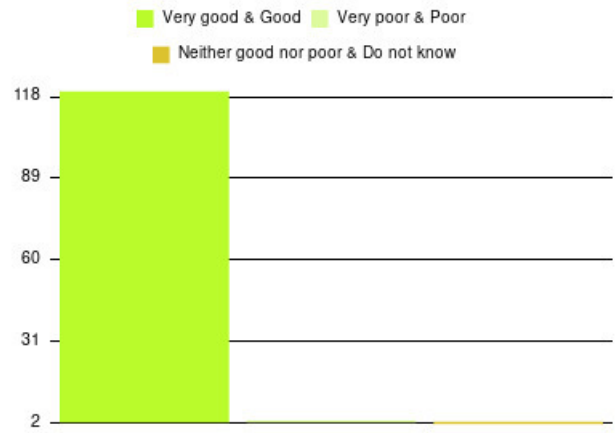
Number of responses: 125

Experience	Amount	Percentage
Very good	106	84.800%
Good	14	11.200%
Neither good nor poor	2	1.600%
Poor	0	0.000%
Very poor	3	2.400%
Do not know	0	0.000%

■ Very good
 ■ Good
 ■ Neither good nor poor
 ■ Poor
 ■ Very poor
 ■ Do not know



Experience	Amount	Percentage
Very good & Good	120	96.000%
Very poor & Poor	3	2.400%
Neither good nor poor & Do not know	2	1.600%

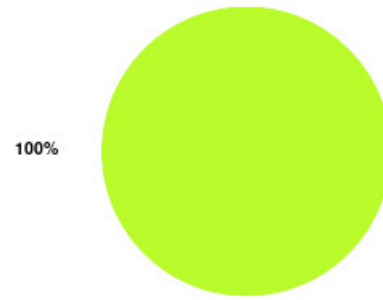


## Urgent Community Response Team Summary

Number of responses: 9

Experience	Amount	Percentage
Very good	9	100.000%
Good	0	0.000%
Neither good nor poor	0	0.000%
Poor	0	0.000%
Very poor	0	0.000%
Do not know	0	0.000%

Very good Good Neither good nor poor Poor  
Very poor Do not know



Experience	Amount	Percentage
Very good & Good	9	100.000%
Very poor & Poor	0	0.000%
Neither good nor poor & Do not know	0	0.000%

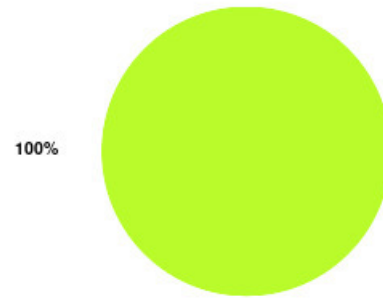


## Virtual Ward Summary

Number of responses: 4

Experience	Amount	Percentage
Very good	4	100.000%
Good	0	0.000%
Neither good nor poor	0	0.000%
Poor	0	0.000%
Very poor	0	0.000%
Do not know	0	0.000%

Very good Good Neither good nor poor Poor  
Very poor Do not know



Experience	Amount	Percentage
Very good & Good	4	100.000%
Very poor & Poor	0	0.000%
Neither good nor poor & Do not know	0	0.000%

Very good & Good Very poor & Poor  
Neither good nor poor & Do not know

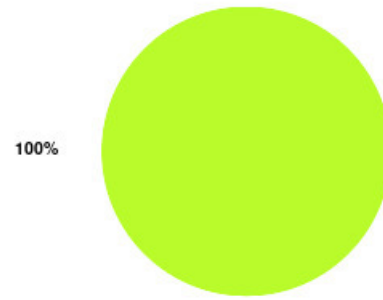


## Volunteer Hub Summary

Number of responses: 11

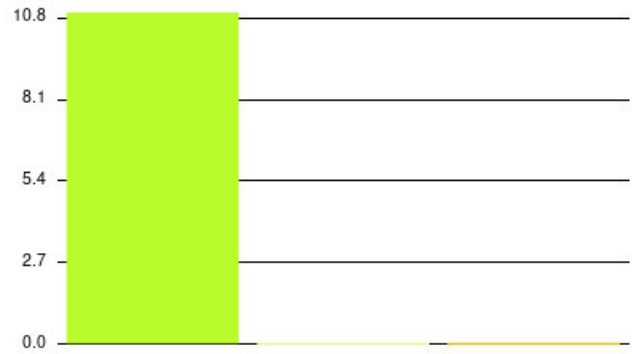
Experience	Amount	Percentage
Very good	11	100.000%
Good	0	0.000%
Neither good nor poor	0	0.000%
Poor	0	0.000%
Very poor	0	0.000%
Do not know	0	0.000%

Very good Good Neither good nor poor Poor  
Very poor Do not know



Experience	Amount	Percentage
Very good & Good	11	100.000%
Very poor & Poor	0	0.000%
Neither good nor poor & Do not know	0	0.000%

Very good & Good Very poor & Poor  
Neither good nor poor & Do not know

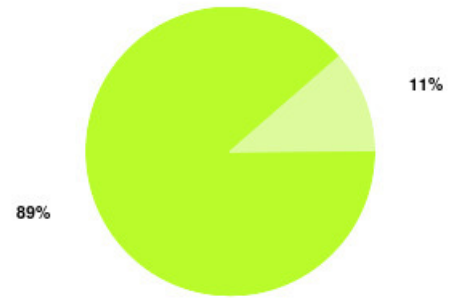


## Volunteering (SH) Summary

Number of responses: 61

Experience	Amount	Percentage
Very good	54	88.525%
Good	7	11.475%
Neither good nor poor	0	0.000%
Poor	0	0.000%
Very poor	0	0.000%
Do not know	0	0.000%

Very good Good Neither good nor poor Poor  
Very poor Do not know



Experience	Amount	Percentage
Very good & Good	61	100.000%
Very poor & Poor	0	0.000%
Neither good nor poor & Do not know	0	0.000%



**Walks Programme (SH) Summary**

Number of responses: 0

---

**Wellbeing Liaison Service Summary**

Number of responses: 0

---