

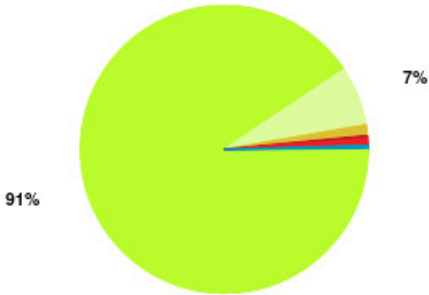
# Monthly Report December 2020

## Overall CHCP CIC Summary

Number of responses: 920

Experience	Amount	Percentage
Very good	833	90.543%
Good	61	6.630%
Neither good nor poor	11	1.196%
Poor	3	0.326%
Very poor	7	0.761%
Do not know	5	0.543%

Very good    Good    Neither good nor poor    Poor  
Very poor    Do not know



Experience	Amount	Percentage
Very good & Good	894	97.174%
Very poor & Poor	10	1.087%
Neither good nor poor & Do not know	16	1.739%

Very good & Good    Very poor & Poor  
Neither good nor poor & Do not know



**Access Plus Service - Bransholme Summary**

Number of responses: 0

---

**Access Plus Service - East Park Summary**

Number of responses: 0

---

**Access Plus Service - Quays Summary**

Number of responses: 0

---

**Access Plus Service - Springhead Summary**

Number of responses: 0

---

Active Recovery Beds - ER Summary

Number of responses: 0

---

Anticoagulation Summary

Number of responses: 1

Experience	Amount	Percentage
Very good	1	100.000%
Good	0	0.000%
Neither good nor poor	0	0.000%
Poor	0	0.000%
Very poor	0	0.000%
Do not know	0	0.000%

Very good    Good    Neither good nor poor    Poor  
Very poor    Do not know



Experience	Amount	Percentage
Very good & Good	1	100.000%
Very poor & Poor	0	0.000%
Neither good nor poor & Do not know	0	0.000%

Very good & Good    Very poor & Poor  
Neither good nor poor & Do not know

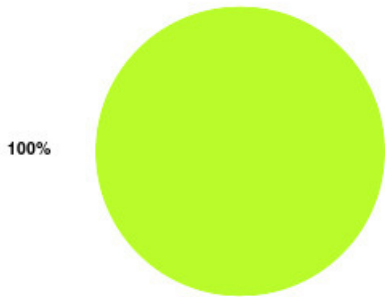


Beverley UTC Summary

Number of responses: 1

Experience	Amount	Percentage
Very good	1	100.000%
Good	0	0.000%
Neither good nor poor	0	0.000%
Poor	0	0.000%
Very poor	0	0.000%
Do not know	0	0.000%

Very good   Good   Neither good nor poor   Poor  
Very poor   Do not know



Experience	Amount	Percentage
Very good & Good	1	100.000%
Very poor & Poor	0	0.000%
Neither good nor poor & Do not know	0	0.000%

Very good & Good   Very poor & Poor  
Neither good nor poor & Do not know



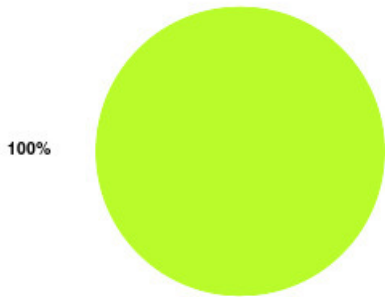


Bladder and Bowel (East Riding) Summary

Number of responses: 8

Experience	Amount	Percentage
Very good	8	100.000%
Good	0	0.000%
Neither good nor poor	0	0.000%
Poor	0	0.000%
Very poor	0	0.000%
Do not know	0	0.000%

Very good    Good    Neither good nor poor    Poor  
Very poor    Do not know



Experience	Amount	Percentage
Very good & Good	8	100.000%
Very poor & Poor	0	0.000%
Neither good nor poor & Do not know	0	0.000%

Very good & Good    Very poor & Poor  
Neither good nor poor & Do not know



Bladder and Bowel (Hull) Summary

Number of responses: 2

Experience	Amount	Percentage
Very good	2	100.000%
Good	0	0.000%
Neither good nor poor	0	0.000%
Poor	0	0.000%
Very poor	0	0.000%
Do not know	0	0.000%

Very good    Good    Neither good nor poor    Poor  
Very poor    Do not know



Experience	Amount	Percentage
Very good & Good	2	100.000%
Very poor & Poor	0	0.000%
Neither good nor poor & Do not know	0	0.000%

Very good & Good    Very poor & Poor  
Neither good nor poor & Do not know



**Bridlington UTC Summary**

Number of responses: 0

---

Cardiac Rehab (East Riding) Summary

Number of responses: 0

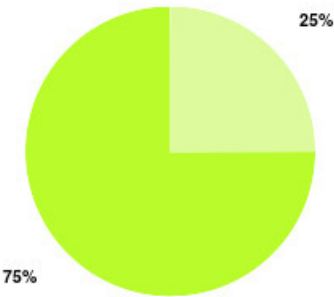
---

Cardiac Rehab (Hull) Summary

Number of responses: 4

Experience	Amount	Percentage
Very good	3	75.000%
Good	1	25.000%
Neither good nor poor	0	0.000%
Poor	0	0.000%
Very poor	0	0.000%
Do not know	0	0.000%

Very good    Good    Neither good nor poor    Poor  
Very poor    Do not know



Experience	Amount	Percentage
Very good & Good	4	100.000%
Very poor & Poor	0	0.000%
Neither good nor poor & Do not know	0	0.000%

Very good & Good    Very poor & Poor  
Neither good nor poor & Do not know



Care Co-ordination Hub (247111) Summary

Number of responses: 0

---

**Carers' Information and Support Service Summary**

Number of responses: 0

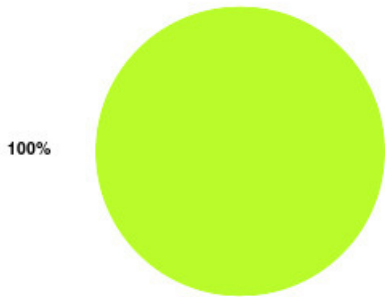
---

CHPL - Bransholme Summary

Number of responses: 1

Experience	Amount	Percentage
Very good	1	100.000%
Good	0	0.000%
Neither good nor poor	0	0.000%
Poor	0	0.000%
Very poor	0	0.000%
Do not know	0	0.000%

Very good   Good   Neither good nor poor   Poor  
Very poor   Do not know



Experience	Amount	Percentage
Very good & Good	1	100.000%
Very poor & Poor	0	0.000%
Neither good nor poor & Do not know	0	0.000%

Very good & Good   Very poor & Poor  
Neither good nor poor & Do not know

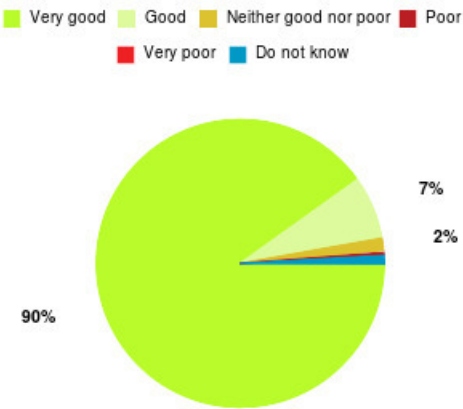




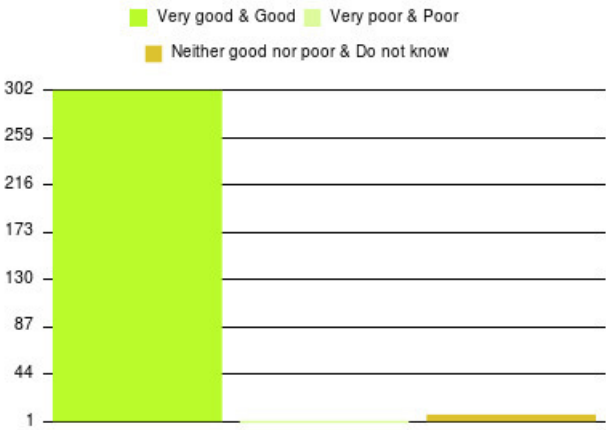
CHPL - Southcoates/Marfleet Summary

Number of responses: 311

Experience	Amount	Percentage
Very good	280	90.032%
Good	22	7.074%
Neither good nor poor	5	1.608%
Poor	1	0.322%
Very poor	0	0.000%
Do not know	3	0.965%



Experience	Amount	Percentage
Very good & Good	302	97.106%
Very poor & Poor	1	0.322%
Neither good nor poor & Do not know	8	2.572%



**Community Activity programme (SH) Summary**

Number of responses: 0

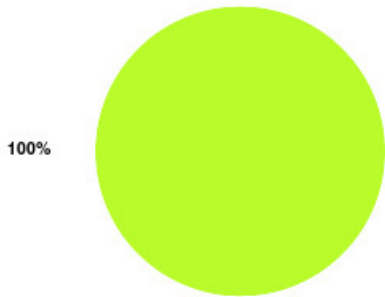
---

Community Children's Nursing Services Summary

Number of responses: 1

Experience	Amount	Percentage
Very good	1	100.000%
Good	0	0.000%
Neither good nor poor	0	0.000%
Poor	0	0.000%
Very poor	0	0.000%
Do not know	0	0.000%

Very good   Good   Neither good nor poor   Poor  
Very poor   Do not know



Experience	Amount	Percentage
Very good & Good	1	100.000%
Very poor & Poor	0	0.000%
Neither good nor poor & Do not know	0	0.000%

Very good & Good   Very poor & Poor  
Neither good nor poor & Do not know

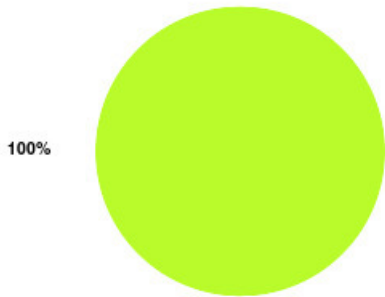


Community Food Team (SH) Summary

Number of responses: 2

Experience	Amount	Percentage
Very good	2	100.000%
Good	0	0.000%
Neither good nor poor	0	0.000%
Poor	0	0.000%
Very poor	0	0.000%
Do not know	0	0.000%

Very good Good Neither good nor poor Poor  
Very poor Do not know



Experience	Amount	Percentage
Very good & Good	2	100.000%
Very poor & Poor	0	0.000%
Neither good nor poor & Do not know	0	0.000%

Very good & Good Very poor & Poor  
Neither good nor poor & Do not know



Community Heart Failure Nursing Service ER Summary

Number of responses: 0

---

**Community Heart Failure Nursing Service Hull Summary**

Number of responses: 0

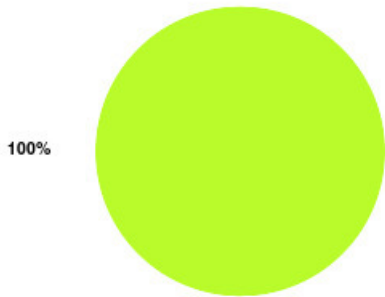
---

Community Link Worker - Wigan Summary

Number of responses: 2

Experience	Amount	Percentage
Very good	2	100.000%
Good	0	0.000%
Neither good nor poor	0	0.000%
Poor	0	0.000%
Very poor	0	0.000%
Do not know	0	0.000%

Very good    Good    Neither good nor poor    Poor  
Very poor    Do not know



Experience	Amount	Percentage
Very good & Good	2	100.000%
Very poor & Poor	0	0.000%
Neither good nor poor & Do not know	0	0.000%

Very good & Good    Very poor & Poor  
Neither good nor poor & Do not know

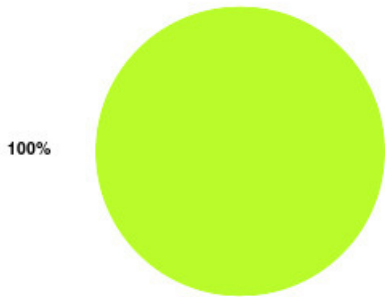


Community Nursing (ER) Summary

Number of responses: 2

Experience	Amount	Percentage
Very good	2	100.000%
Good	0	0.000%
Neither good nor poor	0	0.000%
Poor	0	0.000%
Very poor	0	0.000%
Do not know	0	0.000%

Very good    Good    Neither good nor poor    Poor  
Very poor    Do not know



Experience	Amount	Percentage
Very good & Good	2	100.000%
Very poor & Poor	0	0.000%
Neither good nor poor & Do not know	0	0.000%

Very good & Good    Very poor & Poor  
Neither good nor poor & Do not know



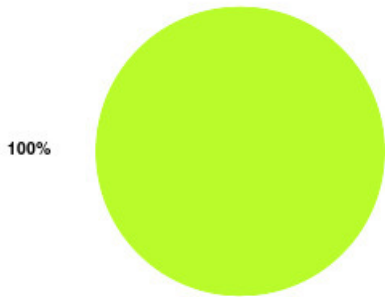


Community Nursing (Hull) Summary

Number of responses: 1

Experience	Amount	Percentage
Very good	1	100.000%
Good	0	0.000%
Neither good nor poor	0	0.000%
Poor	0	0.000%
Very poor	0	0.000%
Do not know	0	0.000%

Very good    Good    Neither good nor poor    Poor  
Very poor    Do not know



Experience	Amount	Percentage
Very good & Good	1	100.000%
Very poor & Poor	0	0.000%
Neither good nor poor & Do not know	0	0.000%

Very good & Good    Very poor & Poor  
Neither good nor poor & Do not know



Community Rehab - Physiotherapy & Occupational Therapy (ER) Summary

Number of responses: 4

Experience	Amount	Percentage
Very good	4	100.000%
Good	0	0.000%
Neither good nor poor	0	0.000%
Poor	0	0.000%
Very poor	0	0.000%
Do not know	0	0.000%

Very good    Good    Neither good nor poor    Poor  
Very poor    Do not know



Experience	Amount	Percentage
Very good & Good	4	100.000%
Very poor & Poor	0	0.000%
Neither good nor poor & Do not know	0	0.000%

Very good & Good    Very poor & Poor  
Neither good nor poor & Do not know



**Community Rehab - Physiotherapy & Occupational Therapy (Hull) Summary**

Number of responses: 0

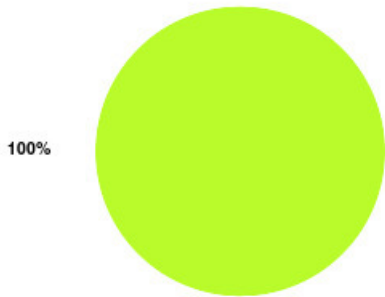
---

# Community Stroke Team (East Riding) Summary

Number of responses: 1

Experience	Amount	Percentage
Very good	1	100.000%
Good	0	0.000%
Neither good nor poor	0	0.000%
Poor	0	0.000%
Very poor	0	0.000%
Do not know	0	0.000%

Very good    Good    Neither good nor poor    Poor  
Very poor    Do not know



Experience	Amount	Percentage
Very good & Good	1	100.000%
Very poor & Poor	0	0.000%
Neither good nor poor & Do not know	0	0.000%

Very good & Good    Very poor & Poor  
Neither good nor poor & Do not know

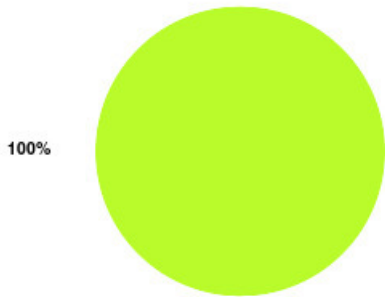


Community Stroke Team (Hull) Summary

Number of responses: 1

Experience	Amount	Percentage
Very good	1	100.000%
Good	0	0.000%
Neither good nor poor	0	0.000%
Poor	0	0.000%
Very poor	0	0.000%
Do not know	0	0.000%

Very good    Good    Neither good nor poor    Poor  
Very poor    Do not know



Experience	Amount	Percentage
Very good & Good	1	100.000%
Very poor & Poor	0	0.000%
Neither good nor poor & Do not know	0	0.000%

Very good & Good    Very poor & Poor  
Neither good nor poor & Do not know

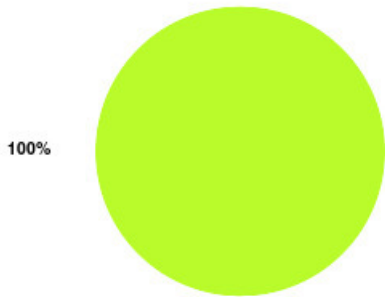


Community Ward (ERCH) Summary

Number of responses: 2

Experience	Amount	Percentage
Very good	2	100.000%
Good	0	0.000%
Neither good nor poor	0	0.000%
Poor	0	0.000%
Very poor	0	0.000%
Do not know	0	0.000%

Very good    Good    Neither good nor poor    Poor  
Very poor    Do not know



Experience	Amount	Percentage
Very good & Good	2	100.000%
Very poor & Poor	0	0.000%
Neither good nor poor & Do not know	0	0.000%

Very good & Good    Very poor & Poor  
Neither good nor poor & Do not know



Customer Services Summary

Number of responses: 0

---

Deep Vein Thrombosis Summary

Number of responses: 16

Experience	Amount	Percentage
Very good	16	100.000%
Good	0	0.000%
Neither good nor poor	0	0.000%
Poor	0	0.000%
Very poor	0	0.000%
Do not know	0	0.000%

Very good    Good    Neither good nor poor    Poor  
Very poor    Do not know



Experience	Amount	Percentage
Very good & Good	16	100.000%
Very poor & Poor	0	0.000%
Neither good nor poor & Do not know	0	0.000%

Very good & Good    Very poor & Poor  
Neither good nor poor & Do not know





Dental - Beverley PDS Summary

Number of responses: 0

---

Dental - Bridlington CDS Summary

Number of responses: 0

---

Dental - Driffield PDS Summary

Number of responses: 0

---

Dental - Goole CDS Summary

Number of responses: 0

---

Dental - Goole PDS Summary

Number of responses: 0

---

Dental - Highlands CDS Summary

Number of responses: 0

---

Dental - Jameson Street PDS Summary

Number of responses: 0

---

Dental - Orchard Park CDS Summary

Number of responses: 1

Experience	Amount	Percentage
Very good	1	100.000%
Good	0	0.000%
Neither good nor poor	0	0.000%
Poor	0	0.000%
Very poor	0	0.000%
Do not know	0	0.000%

Very good Good Neither good nor poor Poor  
Very poor Do not know



Experience	Amount	Percentage
Very good & Good	1	100.000%
Very poor & Poor	0	0.000%
Neither good nor poor & Do not know	0	0.000%

Very good & Good Very poor & Poor  
Neither good nor poor & Do not know





Dental - Pocklington PDS Summary

Number of responses: 0

---

Dental - Withernsea PDS Summary

Number of responses: 0

---

Diabetes Podiatry Summary

Number of responses: 5


Experience	Amount	Percentage
Very good	5	100.000%
Good	0	0.000%
Neither good nor poor	0	0.000%
Poor	0	0.000%
Very poor	0	0.000%
Do not know	0	0.000%

Very good Good Neither good nor poor Poor  
Very poor Do not know



Experience	Amount	Percentage
Very good & Good	5	100.000%
Very poor & Poor	0	0.000%
Neither good nor poor & Do not know	0	0.000%

Very good & Good Very poor & Poor  
Neither good nor poor & Do not know



**Diabetes Service (East Riding) Summary**

Number of responses: 0

---

**Driffield 8-8 Centre Summary**

Number of responses: 0

---

East Riding Frailty Team Summary

Number of responses: 0

---

Eating Disorders Summary

Number of responses: 1

Experience	Amount	Percentage
Very good	1	100.000%
Good	0	0.000%
Neither good nor poor	0	0.000%
Poor	0	0.000%
Very poor	0	0.000%
Do not know	0	0.000%

Very good   Good   Neither good nor poor   Poor  
Very poor   Do not know



Experience	Amount	Percentage
Very good & Good	1	100.000%
Very poor & Poor	0	0.000%
Neither good nor poor & Do not know	0	0.000%

Very good & Good   Very poor & Poor  
Neither good nor poor & Do not know



EMPOWER Summary

Number of responses: 1

Experience	Amount	Percentage
Very good	1	100.000%
Good	0	0.000%
Neither good nor poor	0	0.000%
Poor	0	0.000%
Very poor	0	0.000%
Do not know	0	0.000%

Very good    Good    Neither good nor poor    Poor  
Very poor    Do not know



Experience	Amount	Percentage
Very good & Good	1	100.000%
Very poor & Poor	0	0.000%
Neither good nor poor & Do not know	0	0.000%

Very good & Good    Very poor & Poor  
Neither good nor poor & Do not know





ER Podiatry Summary

Number of responses: 15

Experience	Amount	Percentage
Very good	15	100.000%
Good	0	0.000%
Neither good nor poor	0	0.000%
Poor	0	0.000%
Very poor	0	0.000%
Do not know	0	0.000%

Very good    Good    Neither good nor poor    Poor  
Very poor    Do not know



Experience	Amount	Percentage
Very good & Good	15	100.000%
Very poor & Poor	0	0.000%
Neither good nor poor & Do not know	0	0.000%

Very good & Good    Very poor & Poor  
Neither good nor poor & Do not know



ER Tissue Viability Summary

Number of responses: 0

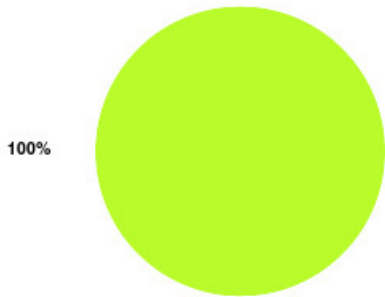
---

Falls Team (East Riding) Summary

Number of responses: 10

Experience	Amount	Percentage
Very good	10	100.000%
Good	0	0.000%
Neither good nor poor	0	0.000%
Poor	0	0.000%
Very poor	0	0.000%
Do not know	0	0.000%

Very good    Good    Neither good nor poor    Poor  
Very poor    Do not know



Experience	Amount	Percentage
Very good & Good	10	100.000%
Very poor & Poor	0	0.000%
Neither good nor poor & Do not know	0	0.000%

Very good & Good    Very poor & Poor  
Neither good nor poor & Do not know



Falls Team (Hull) Summary

Number of responses: 0

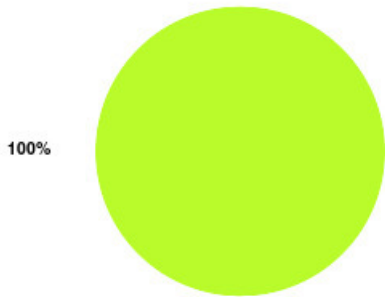
---

Fit4All Team (SH) Summary

Number of responses: 2

Experience	Amount	Percentage
Very good	2	100.000%
Good	0	0.000%
Neither good nor poor	0	0.000%
Poor	0	0.000%
Very poor	0	0.000%
Do not know	0	0.000%

Very good    Good    Neither good nor poor    Poor  
Very poor    Do not know



Experience	Amount	Percentage
Very good & Good	2	100.000%
Very poor & Poor	0	0.000%
Neither good nor poor & Do not know	0	0.000%

Very good & Good    Very poor & Poor  
Neither good nor poor & Do not know



Flu Immunisation (ERY) Summary

Number of responses: 0

---

Gastroenterology Summary

Number of responses: 0

---

Goole UTC Summary

Number of responses: 0

---

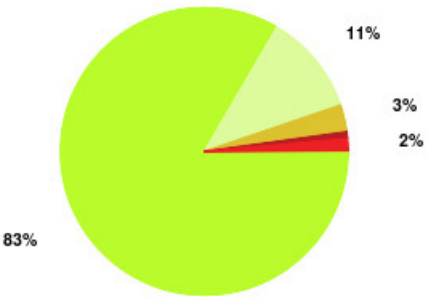


GP - East Park Surgery Summary

Number of responses: 132

Experience	Amount	Percentage
Very good	110	83.333%
Good	15	11.364%
Neither good nor poor	4	3.030%
Poor	1	0.758%
Very poor	2	1.515%
Do not know	0	0.000%

Very good Good Neither good nor poor Poor  
Very poor Do not know



Experience	Amount	Percentage
Very good & Good	125	94.697%
Very poor & Poor	3	2.273%
Neither good nor poor & Do not know	4	3.030%

Very good & Good Very poor & Poor  
Neither good nor poor & Do not know

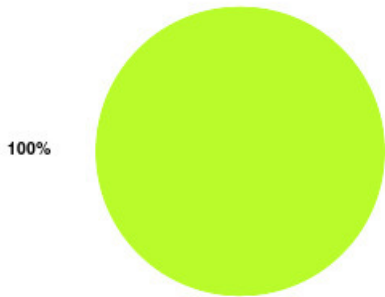


GP - Story Street Walk In Summary

Number of responses: 1

Experience	Amount	Percentage
Very good	1	100.000%
Good	0	0.000%
Neither good nor poor	0	0.000%
Poor	0	0.000%
Very poor	0	0.000%
Do not know	0	0.000%

Very good    Good    Neither good nor poor    Poor  
Very poor    Do not know



Experience	Amount	Percentage
Very good & Good	1	100.000%
Very poor & Poor	0	0.000%
Neither good nor poor & Do not know	0	0.000%

Very good & Good    Very poor & Poor  
Neither good nor poor & Do not know

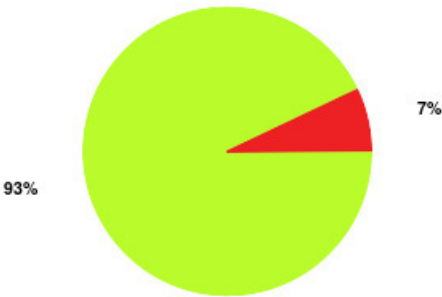


GP - Kingston Practice Summary

Number of responses: 14

Experience	Amount	Percentage
Very good	13	92.857%
Good	0	0.000%
Neither good nor poor	0	0.000%
Poor	0	0.000%
Very poor	1	7.143%
Do not know	0	0.000%

Very good    Good    Neither good nor poor    Poor  
Very poor    Do not know



Experience	Amount	Percentage
Very good & Good	13	92.857%
Very poor & Poor	1	7.143%
Neither good nor poor & Do not know	0	0.000%

Very good & Good    Very poor & Poor  
Neither good nor poor & Do not know



GP - Riverside Practice Summary

Number of responses: 5

Experience	Amount	Percentage
Very good	5	100.000%
Good	0	0.000%
Neither good nor poor	0	0.000%
Poor	0	0.000%
Very poor	0	0.000%
Do not know	0	0.000%

Very good    Good    Neither good nor poor    Poor  
Very poor    Do not know



Experience	Amount	Percentage
Very good & Good	5	100.000%
Very poor & Poor	0	0.000%
Neither good nor poor & Do not know	0	0.000%

Very good & Good    Very poor & Poor  
Neither good nor poor & Do not know

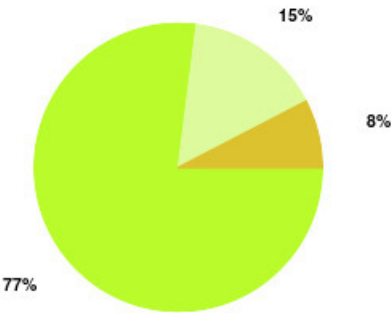


GP - The Quays Summary

Number of responses: 13

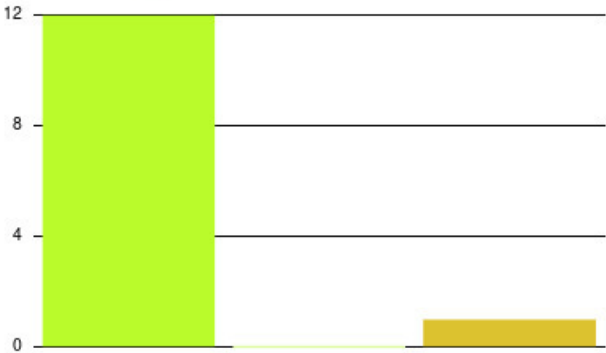
Experience	Amount	Percentage
Very good	10	76.923%
Good	2	15.385%
Neither good nor poor	1	7.692%
Poor	0	0.000%
Very poor	0	0.000%
Do not know	0	0.000%

Very good Good Neither good nor poor Poor  
Very poor Do not know



Experience	Amount	Percentage
Very good & Good	12	92.308%
Very poor & Poor	0	0.000%
Neither good nor poor & Do not know	1	7.692%

Very good & Good Very poor & Poor  
Neither good nor poor & Do not know



**GP - Wolds View Primary Care Centre Summary**

Number of responses: 0

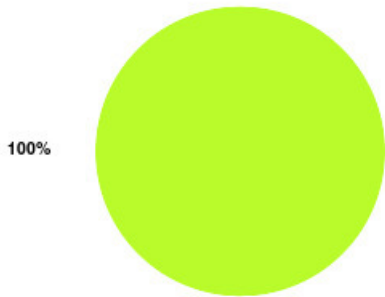
---

Health & Development Worker Summary

Number of responses: 11

Experience	Amount	Percentage
Very good	11	100.000%
Good	0	0.000%
Neither good nor poor	0	0.000%
Poor	0	0.000%
Very poor	0	0.000%
Do not know	0	0.000%

Very good Good Neither good nor poor Poor  
Very poor Do not know



Experience	Amount	Percentage
Very good & Good	11	100.000%
Very poor & Poor	0	0.000%
Neither good nor poor & Do not know	0	0.000%

Very good & Good Very poor & Poor  
Neither good nor poor & Do not know



Health Checks (SH) Summary

Number of responses: 0

---

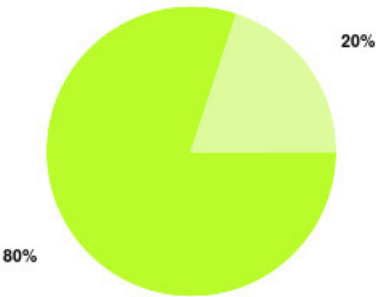


Health Trainers (inc Social Prescribing) SH Summary

Number of responses: 5

Experience	Amount	Percentage
Very good	4	80.000%
Good	1	20.000%
Neither good nor poor	0	0.000%
Poor	0	0.000%
Very poor	0	0.000%
Do not know	0	0.000%

Very good    Good    Neither good nor poor    Poor  
Very poor    Do not know



Experience	Amount	Percentage
Very good & Good	5	100.000%
Very poor & Poor	0	0.000%
Neither good nor poor & Do not know	0	0.000%

Very good & Good    Very poor & Poor  
Neither good nor poor & Do not know



Health Visiting Summary

Number of responses: 1

Experience	Amount	Percentage
Very good	1	100.000%
Good	0	0.000%
Neither good nor poor	0	0.000%
Poor	0	0.000%
Very poor	0	0.000%
Do not know	0	0.000%

Very good    Good    Neither good nor poor    Poor  
Very poor    Do not know



Experience	Amount	Percentage
Very good & Good	1	100.000%
Very poor & Poor	0	0.000%
Neither good nor poor & Do not know	0	0.000%

Very good & Good    Very poor & Poor  
Neither good nor poor & Do not know



# Healthy Routes - Wigan Summary

Number of responses: 8

Experience	Amount	Percentage
Very good	8	100.000%
Good	0	0.000%
Neither good nor poor	0	0.000%
Poor	0	0.000%
Very poor	0	0.000%
Do not know	0	0.000%

Very good    Good    Neither good nor poor    Poor  
Very poor    Do not know



Experience	Amount	Percentage
Very good & Good	8	100.000%
Very poor & Poor	0	0.000%
Neither good nor poor & Do not know	0	0.000%

Very good & Good    Very poor & Poor  
Neither good nor poor & Do not know



**HERCH20 Summary**

Number of responses: 0

---

Home Oxygen Service (East Riding) Summary

Number of responses: 0

---

Home Oxygen Service (Hull) Summary

Number of responses: 0

---

**Hull Complex Wounds Summary**

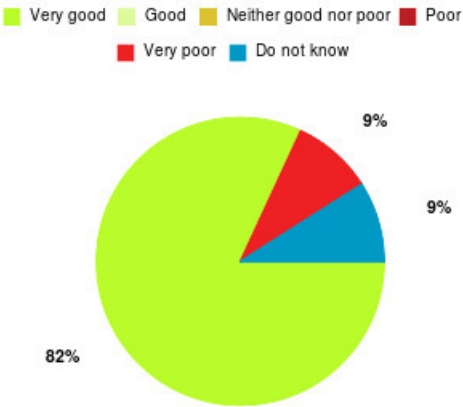
Number of responses: 0

---

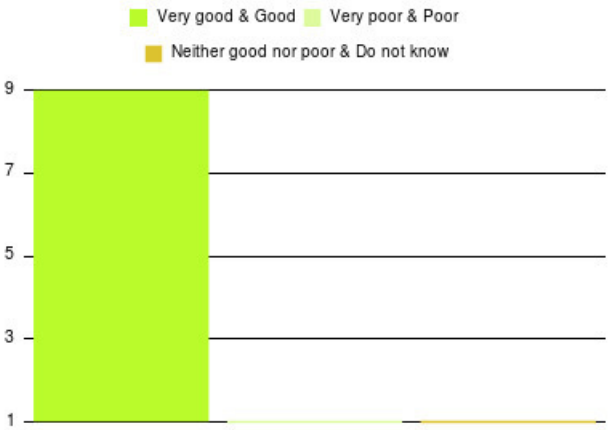
Hull First Falls Summary

Number of responses: 11

Experience	Amount	Percentage
Very good	9	81.818%
Good	0	0.000%
Neither good nor poor	0	0.000%
Poor	0	0.000%
Very poor	1	9.091%
Do not know	1	9.091%



Experience	Amount	Percentage
Very good & Good	9	81.818%
Very poor & Poor	1	9.091%
Neither good nor poor & Do not know	1	9.091%





# Hull Podiatry Summary

Number of responses: 8

Experience	Amount	Percentage
Very good	8	100.000%
Good	0	0.000%
Neither good nor poor	0	0.000%
Poor	0	0.000%
Very poor	0	0.000%
Do not know	0	0.000%

Very good    Good    Neither good nor poor    Poor  
Very poor    Do not know



Experience	Amount	Percentage
Very good & Good	8	100.000%
Very poor & Poor	0	0.000%
Neither good nor poor & Do not know	0	0.000%

Very good & Good    Very poor & Poor  
Neither good nor poor & Do not know



Hull Urgent Care Summary

Number of responses: 3

Experience	Amount	Percentage
Very good	3	100.000%
Good	0	0.000%
Neither good nor poor	0	0.000%
Poor	0	0.000%
Very poor	0	0.000%
Do not know	0	0.000%

Very good    Good    Neither good nor poor    Poor  
Very poor    Do not know



Experience	Amount	Percentage
Very good & Good	3	100.000%
Very poor & Poor	0	0.000%
Neither good nor poor & Do not know	0	0.000%

Very good & Good    Very poor & Poor  
Neither good nor poor & Do not know



**IMPS Summary**

Number of responses: 0

---

Infant Feeding Co-ordinator Summary

Number of responses: 2

Experience	Amount	Percentage
Very good	2	100.000%
Good	0	0.000%
Neither good nor poor	0	0.000%
Poor	0	0.000%
Very poor	0	0.000%
Do not know	0	0.000%

Very good    Good    Neither good nor poor    Poor  
Very poor    Do not know



Experience	Amount	Percentage
Very good & Good	2	100.000%
Very poor & Poor	0	0.000%
Neither good nor poor & Do not know	0	0.000%

Very good & Good    Very poor & Poor  
Neither good nor poor & Do not know



Infant Feeding Service (SH) Summary

Number of responses: 5

Experience	Amount	Percentage
Very good	5	100.000%
Good	0	0.000%
Neither good nor poor	0	0.000%
Poor	0	0.000%
Very poor	0	0.000%
Do not know	0	0.000%

Very good    Good    Neither good nor poor    Poor  
Very poor    Do not know



Experience	Amount	Percentage
Very good & Good	5	100.000%
Very poor & Poor	0	0.000%
Neither good nor poor & Do not know	0	0.000%

Very good & Good    Very poor & Poor  
Neither good nor poor & Do not know



Intermediate Care Summary

Number of responses: 1

Experience	Amount	Percentage
Very good	1	100.000%
Good	0	0.000%
Neither good nor poor	0	0.000%
Poor	0	0.000%
Very poor	0	0.000%
Do not know	0	0.000%

Very good   Good   Neither good nor poor   Poor  
Very poor   Do not know



Experience	Amount	Percentage
Very good & Good	1	100.000%
Very poor & Poor	0	0.000%
Neither good nor poor & Do not know	0	0.000%

Very good & Good   Very poor & Poor  
Neither good nor poor & Do not know



Intermediate Care (ER) Summary

Number of responses: 1

Experience	Amount	Percentage
Very good	1	100.000%
Good	0	0.000%
Neither good nor poor	0	0.000%
Poor	0	0.000%
Very poor	0	0.000%
Do not know	0	0.000%

Very good    Good    Neither good nor poor    Poor  
Very poor    Do not know



Experience	Amount	Percentage
Very good & Good	1	100.000%
Very poor & Poor	0	0.000%
Neither good nor poor & Do not know	0	0.000%

Very good & Good    Very poor & Poor  
Neither good nor poor & Do not know



Jean Bishop ICC Summary

Number of responses: 1

Experience	Amount	Percentage
Very good	1	100.000%
Good	0	0.000%
Neither good nor poor	0	0.000%
Poor	0	0.000%
Very poor	0	0.000%
Do not know	0	0.000%

Very good    Good    Neither good nor poor    Poor  
Very poor    Do not know



Experience	Amount	Percentage
Very good & Good	1	100.000%
Very poor & Poor	0	0.000%
Neither good nor poor & Do not know	0	0.000%

Very good & Good    Very poor & Poor  
Neither good nor poor & Do not know

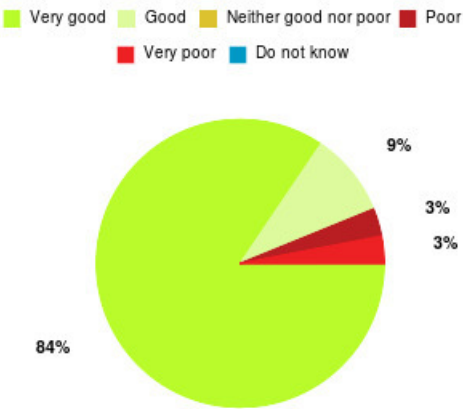




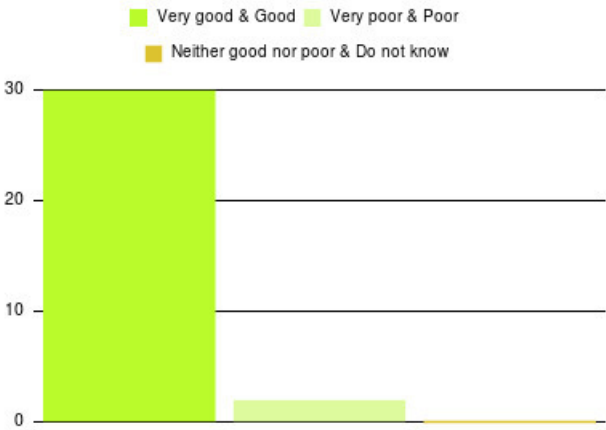
Let's Talk (Hull) Summary

Number of responses: 32

Experience	Amount	Percentage
Very good	27	84.375%
Good	3	9.375%
Neither good nor poor	0	0.000%
Poor	1	3.125%
Very poor	1	3.125%
Do not know	0	0.000%



Experience	Amount	Percentage
Very good & Good	30	93.750%
Very poor & Poor	2	6.250%
Neither good nor poor & Do not know	0	0.000%



Let's Talk - Cruse Summary

Number of responses: 0

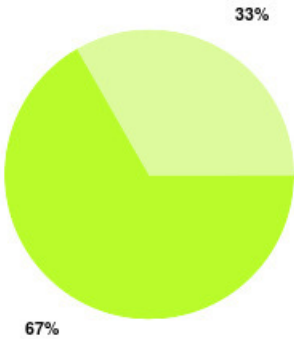
---

Let's Talk - Focus Counselling Summary

Number of responses: 3


Experience	Amount	Percentage
Very good	2	66.667%
Good	1	33.333%
Neither good nor poor	0	0.000%
Poor	0	0.000%
Very poor	0	0.000%
Do not know	0	0.000%

Very good    Good    Neither good nor poor    Poor  
Very poor    Do not know



Experience	Amount	Percentage
Very good & Good	3	100.000%
Very poor & Poor	0	0.000%
Neither good nor poor & Do not know	0	0.000%

Very good & Good    Very poor & Poor  
Neither good nor poor & Do not know



**Let's Talk - Good Day Therapy Summary**

Number of responses: 0

---

**Let's Talk - HEY Mind Summary**

Number of responses: 0

---

**Let's Talk - House of Light Summary**

Number of responses: 0

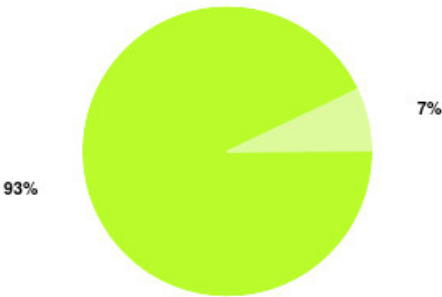
---

Let's Talk - Joan Pickard Ltd Summary

Number of responses: 14

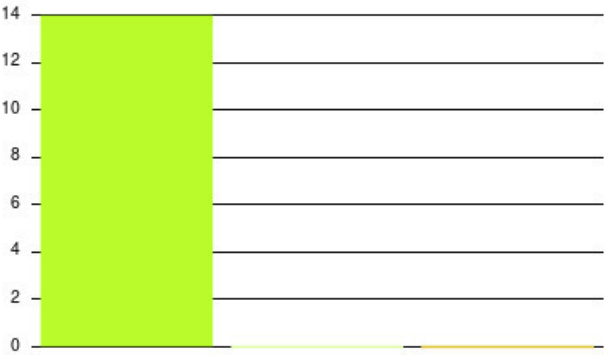
Experience	Amount	Percentage
Very good	13	92.857%
Good	1	7.143%
Neither good nor poor	0	0.000%
Poor	0	0.000%
Very poor	0	0.000%
Do not know	0	0.000%

Very good    Good    Neither good nor poor    Poor  
Very poor    Do not know



Experience	Amount	Percentage
Very good & Good	14	100.000%
Very poor & Poor	0	0.000%
Neither good nor poor & Do not know	0	0.000%

Very good & Good    Very poor & Poor  
Neither good nor poor & Do not know



**Let's Talk - Relate Summary**

Number of responses: 0

---



**Let's Talk - S2BH Summary**

Number of responses: 0

---

Let's Talk - Temenos Summary

Number of responses: 5

Experience	Amount	Percentage
Very good	5	100.000%
Good	0	0.000%
Neither good nor poor	0	0.000%
Poor	0	0.000%
Very poor	0	0.000%
Do not know	0	0.000%

Very good    Good    Neither good nor poor    Poor  
Very poor    Do not know



Experience	Amount	Percentage
Very good & Good	5	100.000%
Very poor & Poor	0	0.000%
Neither good nor poor & Do not know	0	0.000%

Very good & Good    Very poor & Poor  
Neither good nor poor & Do not know



**Lifestyle Referral (SH) Summary**

Number of responses: 0

---

**Lymphoedema Summary**

Number of responses: 0

---

**Macmillan Wolds Unit (Bridlington) Summary**

Number of responses: 0

---

**Medicines Management - Care Home Service Summary**

Number of responses: 0

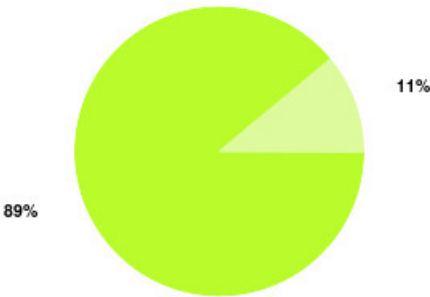
---

Mental Health Team (SH) Summary

Number of responses: 9

Experience	Amount	Percentage
Very good	8	88.889%
Good	1	11.111%
Neither good nor poor	0	0.000%
Poor	0	0.000%
Very poor	0	0.000%
Do not know	0	0.000%

Very good    Good    Neither good nor poor    Poor  
Very poor    Do not know



Experience	Amount	Percentage
Very good & Good	9	100.000%
Very poor & Poor	0	0.000%
Neither good nor poor & Do not know	0	0.000%

Very good & Good    Very poor & Poor  
Neither good nor poor & Do not know



**MSK Physiotherapy Summary**

Number of responses: 0

---



**NHS Continuing Healthcare Summary**

Number of responses: 0

---

Night Care Service (EOL) Summary

Number of responses: 0

---

**Nutrition & Dietetics (East Riding) Summary**

Number of responses: 0

---

**Nutrition & Dietetics (Hull) Summary**

Number of responses: 0

---

**OccWellbeing Summary**

Number of responses: 0

---

**Oral Health (SH) Summary**

Number of responses: 0

---

Oral Health Promotion Team Summary

Number of responses: 10

Experience	Amount	Percentage
Very good	10	100.000%
Good	0	0.000%
Neither good nor poor	0	0.000%
Poor	0	0.000%
Very poor	0	0.000%
Do not know	0	0.000%

Very good    Good    Neither good nor poor    Poor  
Very poor    Do not know



Experience	Amount	Percentage
Very good & Good	10	100.000%
Very poor & Poor	0	0.000%
Neither good nor poor & Do not know	0	0.000%

Very good & Good    Very poor & Poor  
Neither good nor poor & Do not know



**Out of Hours Nursing (East Riding) Summary**

Number of responses: 0

---



**Out of Hours Nursing (EOL) Summary**

Number of responses: 0

---

Pain Management - ER & VoY Summary

Number of responses: 1

Experience	Amount	Percentage
Very good	1	100.000%
Good	0	0.000%
Neither good nor poor	0	0.000%
Poor	0	0.000%
Very poor	0	0.000%
Do not know	0	0.000%

Very good    Good    Neither good nor poor    Poor  
Very poor    Do not know



Experience	Amount	Percentage
Very good & Good	1	100.000%
Very poor & Poor	0	0.000%
Neither good nor poor & Do not know	0	0.000%

Very good & Good    Very poor & Poor  
Neither good nor poor & Do not know



Pain Management - Hull Summary

Number of responses: 1

Experience	Amount	Percentage
Very good	1	100.000%
Good	0	0.000%
Neither good nor poor	0	0.000%
Poor	0	0.000%
Very poor	0	0.000%
Do not know	0	0.000%

Very good    Good    Neither good nor poor    Poor  
Very poor    Do not know



Experience	Amount	Percentage
Very good & Good	1	100.000%
Very poor & Poor	0	0.000%
Neither good nor poor & Do not know	0	0.000%

Very good & Good    Very poor & Poor  
Neither good nor poor & Do not know



**Parkinson's Hub (ICC) Summary**

Number of responses: 0

---

**PAUL for Brain recovery Summary**

Number of responses: 0

---

Pharmacies Summary

Number of responses: 0

---

**Phlebotomy - Withernsea Hospital Summary**

Number of responses: 0

---

**Prison Healthcare: DART (Hull) Summary**

Number of responses: 0

---



**Prison Healthcare: DART (Humber) Summary**

Number of responses: 0

---

**Prison Healthcare: Dental (Hull) Summary**

Number of responses: 0

---

**Prison Healthcare: Dental (Humber) Summary**

Number of responses: 0

---

**Prison Healthcare: GP (Hull) Summary**

Number of responses: 0

---

**Prison Healthcare: GP (Humber) Summary**

Number of responses: 0

---

**Prison Healthcare: Mental Health (Hull) Summary**

Number of responses: 0

---

**Prison Healthcare: Mental Health (Humber) Summary**

Number of responses: 0

---

Prison Healthcare: Primary Care (Hull) Summary

Number of responses: 1

Experience	Amount	Percentage
Very good	1	100.000%
Good	0	0.000%
Neither good nor poor	0	0.000%
Poor	0	0.000%
Very poor	0	0.000%
Do not know	0	0.000%

Very good    Good    Neither good nor poor    Poor  
Very poor    Do not know



Experience	Amount	Percentage
Very good & Good	1	100.000%
Very poor & Poor	0	0.000%
Neither good nor poor & Do not know	0	0.000%

Very good & Good    Very poor & Poor  
Neither good nor poor & Do not know





**Prison Healthcare: Primary Care (Humber) Summary**

Number of responses: 0

---


Pulmonary Rehab Summary

Number of responses: 2

Experience	Amount	Percentage
Very good	1	50.000%
Good	1	50.000%
Neither good nor poor	0	0.000%
Poor	0	0.000%
Very poor	0	0.000%
Do not know	0	0.000%

Experience	Amount	Percentage
Very good & Good	2	100.000%
Very poor & Poor	0	0.000%
Neither good nor poor & Do not know	0	0.000%

Very good Good Neither good nor poor Poor  
Very poor Do not know  
50%



Very good & Good Very poor & Poor  
Neither good nor poor & Do not know

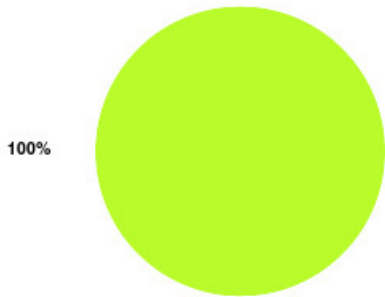


Pulmonary Rehab (East Riding) Summary

Number of responses: 2

Experience	Amount	Percentage
Very good	2	100.000%
Good	0	0.000%
Neither good nor poor	0	0.000%
Poor	0	0.000%
Very poor	0	0.000%
Do not know	0	0.000%

Very good    Good    Neither good nor poor    Poor  
Very poor    Do not know



Experience	Amount	Percentage
Very good & Good	2	100.000%
Very poor & Poor	0	0.000%
Neither good nor poor & Do not know	0	0.000%

Very good & Good    Very poor & Poor  
Neither good nor poor & Do not know



Rossmore Stroke Beds Summary

Number of responses: 0

---

School Health + Summary

Number of responses: 0

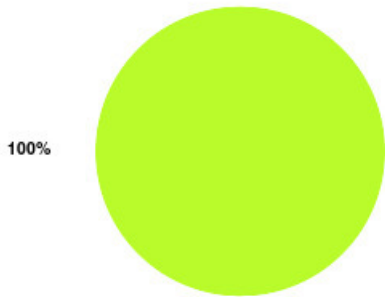
---

School Nursing Summary

Number of responses: 4

Experience	Amount	Percentage
Very good	4	100.000%
Good	0	0.000%
Neither good nor poor	0	0.000%
Poor	0	0.000%
Very poor	0	0.000%
Do not know	0	0.000%

Very good    Good    Neither good nor poor    Poor  
Very poor    Do not know



Experience	Amount	Percentage
Very good & Good	4	100.000%
Very poor & Poor	0	0.000%
Neither good nor poor & Do not know	0	0.000%

Very good & Good    Very poor & Poor  
Neither good nor poor & Do not know



**School Nursing - PHSE Summary**

Number of responses: 0

---

**School Nursing - School Screening Summary**

Number of responses: 0

---



**Sexual Health - Erectile Dysfunction (East Riding) Summary**

Number of responses: 0

---

**Sexual Health - Erectile Dysfunction (Hull) Summary**

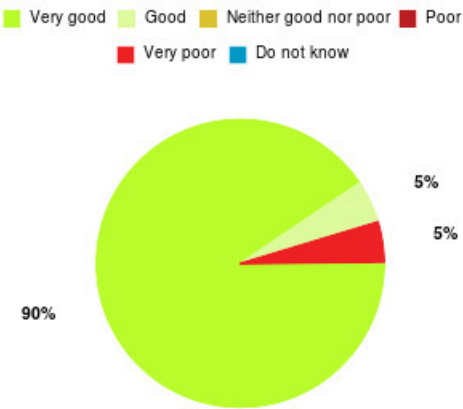
Number of responses: 0

---

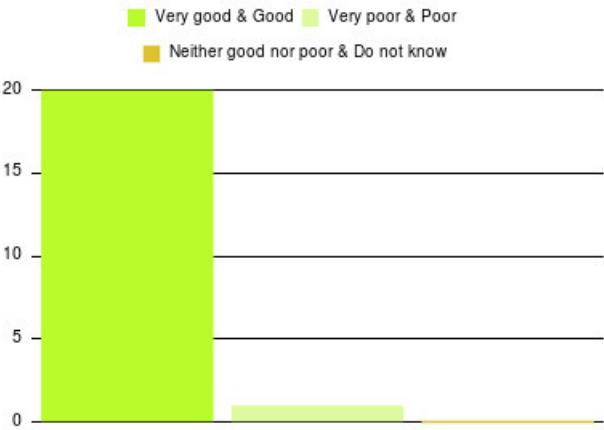
Sexual Health - GUM & Family Planning (East Riding) Summary

Number of responses: 21

Experience	Amount	Percentage
Very good	19	90.476%
Good	1	4.762%
Neither good nor poor	0	0.000%
Poor	0	0.000%
Very poor	1	4.762%
Do not know	0	0.000%



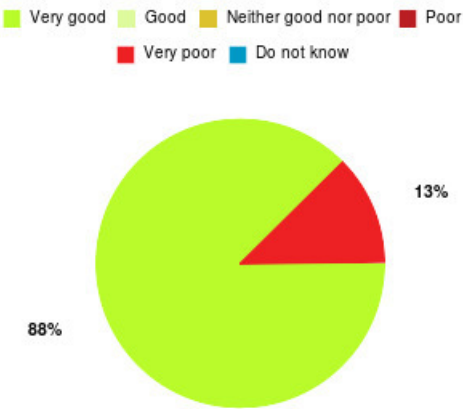
Experience	Amount	Percentage
Very good & Good	20	95.238%
Very poor & Poor	1	4.762%
Neither good nor poor & Do not know	0	0.000%



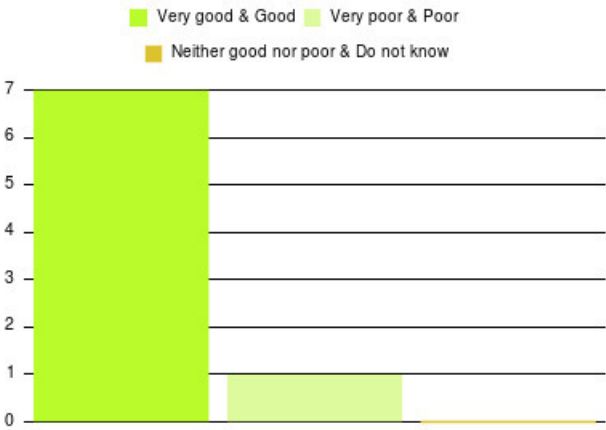
Sexual Health - GUM & Family Planning (Hull) Summary

Number of responses: 8

Experience	Amount	Percentage
Very good	7	87.500%
Good	0	0.000%
Neither good nor poor	0	0.000%
Poor	0	0.000%
Very poor	1	12.500%
Do not know	0	0.000%



Experience	Amount	Percentage
Very good & Good	7	87.500%
Very poor & Poor	1	12.500%
Neither good nor poor & Do not know	0	0.000%

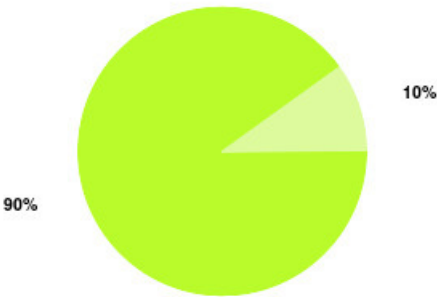


Sexual Health - Outreach (East Riding) Summary

Number of responses: 10

Experience	Amount	Percentage
Very good	9	90.000%
Good	1	10.000%
Neither good nor poor	0	0.000%
Poor	0	0.000%
Very poor	0	0.000%
Do not know	0	0.000%

Very good    Good    Neither good nor poor    Poor  
Very poor    Do not know



Experience	Amount	Percentage
Very good & Good	10	100.000%
Very poor & Poor	0	0.000%
Neither good nor poor & Do not know	0	0.000%

Very good & Good    Very poor & Poor  
Neither good nor poor & Do not know



**Sexual Health - Outreach (Hull) Summary**

Number of responses: 0

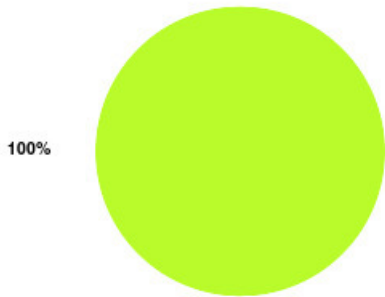
---

Sexual Health - Ultrasound (Hull) Summary

Number of responses: 1

Experience	Amount	Percentage
Very good	1	100.000%
Good	0	0.000%
Neither good nor poor	0	0.000%
Poor	0	0.000%
Very poor	0	0.000%
Do not know	0	0.000%

Very good    Good    Neither good nor poor    Poor  
Very poor    Do not know



Experience	Amount	Percentage
Very good & Good	1	100.000%
Very poor & Poor	0	0.000%
Neither good nor poor & Do not know	0	0.000%

Very good & Good    Very poor & Poor  
Neither good nor poor & Do not know

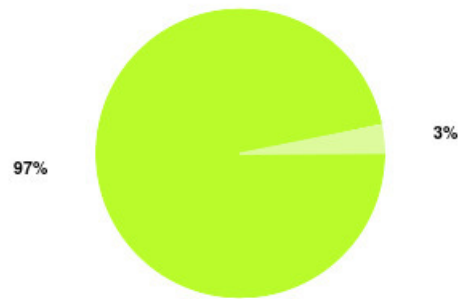


Sexual Health - Unplanned Pregnancy Service Summary

Number of responses: 31

Experience	Amount	Percentage
Very good	30	96.774%
Good	1	3.226%
Neither good nor poor	0	0.000%
Poor	0	0.000%
Very poor	0	0.000%
Do not know	0	0.000%

Very good    Good    Neither good nor poor    Poor  
Very poor    Do not know



Experience	Amount	Percentage
Very good & Good	31	100.000%
Very poor & Poor	0	0.000%
Neither good nor poor & Do not know	0	0.000%

Very good & Good    Very poor & Poor  
Neither good nor poor & Do not know



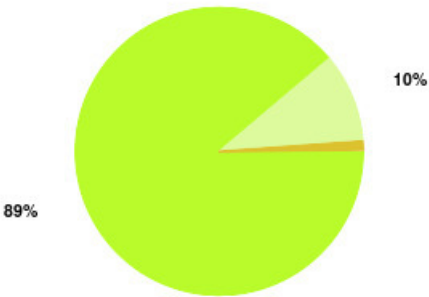


Sexual Health - Vasectomy (Hull) Summary

Number of responses: 80


Experience	Amount	Percentage
Very good	71	88.750%
Good	8	10.000%
Neither good nor poor	1	1.250%
Poor	0	0.000%
Very poor	0	0.000%
Do not know	0	0.000%

Very good    Good    Neither good nor poor    Poor  
Very poor    Do not know



Experience	Amount	Percentage
Very good & Good	79	98.750%
Very poor & Poor	0	0.000%
Neither good nor poor & Do not know	1	1.250%

Very good & Good    Very poor & Poor  
Neither good nor poor & Do not know



**Sexual Health - Women's Health (East Riding) Summary**

Number of responses: 0

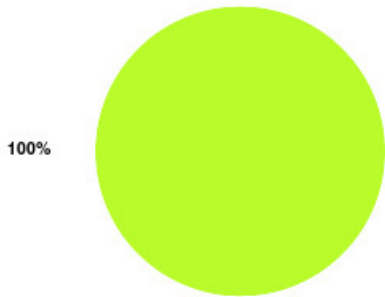
---

Sexual Health - Women's Health (Hull) Summary

Number of responses: 11

Experience	Amount	Percentage
Very good	11	100.000%
Good	0	0.000%
Neither good nor poor	0	0.000%
Poor	0	0.000%
Very poor	0	0.000%
Do not know	0	0.000%

Very good    Good    Neither good nor poor    Poor  
Very poor    Do not know



Experience	Amount	Percentage
Very good & Good	11	100.000%
Very poor & Poor	0	0.000%
Neither good nor poor & Do not know	0	0.000%

Very good & Good    Very poor & Poor  
Neither good nor poor & Do not know




Smokefree (Knowsley) Summary

Number of responses: 27

Experience	Amount	Percentage
Very good	26	96.296%
Good	1	3.704%
Neither good nor poor	0	0.000%
Poor	0	0.000%
Very poor	0	0.000%
Do not know	0	0.000%

Very good    Good    Neither good nor poor    Poor  
Very poor    Do not know



Experience	Amount	Percentage
Very good & Good	27	100.000%
Very poor & Poor	0	0.000%
Neither good nor poor & Do not know	0	0.000%

Very good & Good    Very poor & Poor  
Neither good nor poor & Do not know



# Smokefree (St Helens) Summary

Number of responses: 17

Experience	Amount	Percentage
Very good	17	100.000%
Good	0	0.000%
Neither good nor poor	0	0.000%
Poor	0	0.000%
Very poor	0	0.000%
Do not know	0	0.000%

Very good    Good    Neither good nor poor    Poor  
Very poor    Do not know



Experience	Amount	Percentage
Very good & Good	17	100.000%
Very poor & Poor	0	0.000%
Neither good nor poor & Do not know	0	0.000%

Very good & Good    Very poor & Poor  
Neither good nor poor & Do not know



**Specialist Palliative Care Services (EOL) Summary**

Number of responses: 0

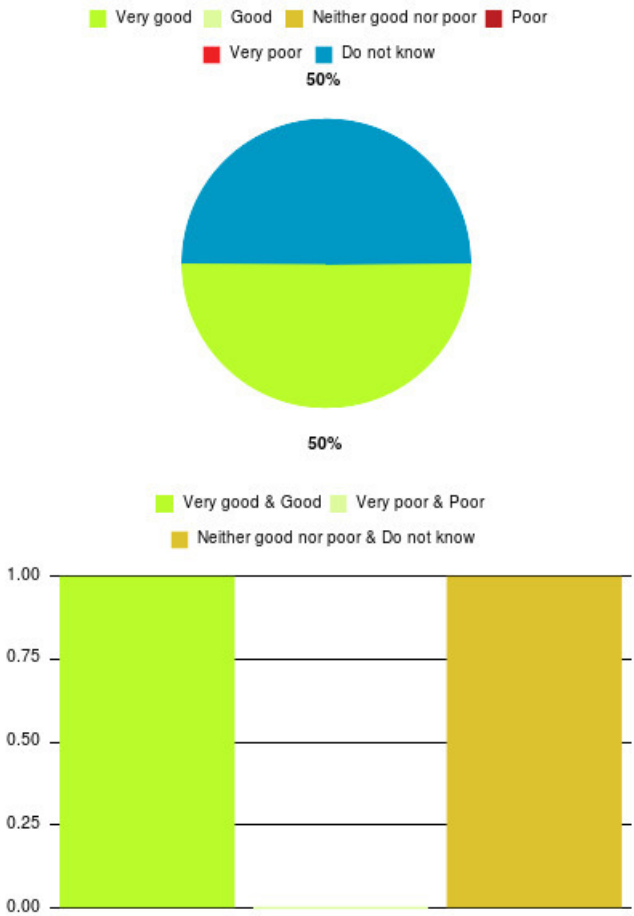
---

Speech and Language Therapy (East Riding) Summary

Number of responses: 2

Experience	Amount	Percentage
Very good	1	50.000%
Good	0	0.000%
Neither good nor poor	0	0.000%
Poor	0	0.000%
Very poor	0	0.000%
Do not know	1	50.000%

Experience	Amount	Percentage
Very good & Good	1	50.000%
Very poor & Poor	0	0.000%
Neither good nor poor & Do not know	1	50.000%

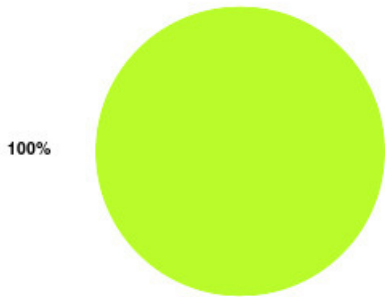


Speech and Language Therapy (Hull) Summary

Number of responses: 2

Experience	Amount	Percentage
Very good	2	100.000%
Good	0	0.000%
Neither good nor poor	0	0.000%
Poor	0	0.000%
Very poor	0	0.000%
Do not know	0	0.000%

Very good    Good    Neither good nor poor    Poor  
Very poor    Do not know



Experience	Amount	Percentage
Very good & Good	2	100.000%
Very poor & Poor	0	0.000%
Neither good nor poor & Do not know	0	0.000%

Very good & Good    Very poor & Poor  
Neither good nor poor & Do not know





**TB Nursing Team - East Riding Summary**

Number of responses: 0

---

**TB Nursing Team - Hull Summary**

Number of responses: 0

---

Telehealth Summary

Number of responses: 0

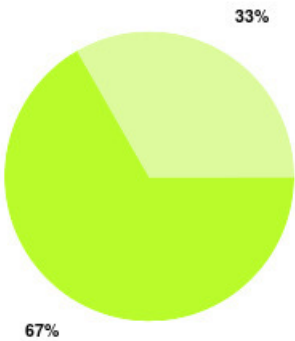
---

Tier 3 Specialist Weight Management (SH) Summary

Number of responses: 3


Experience	Amount	Percentage
Very good	2	66.667%
Good	1	33.333%
Neither good nor poor	0	0.000%
Poor	0	0.000%
Very poor	0	0.000%
Do not know	0	0.000%

Very good    Good    Neither good nor poor    Poor  
Very poor    Do not know



Experience	Amount	Percentage
Very good & Good	3	100.000%
Very poor & Poor	0	0.000%
Neither good nor poor & Do not know	0	0.000%

Very good & Good    Very poor & Poor  
Neither good nor poor & Do not know



Treatment rooms (ER) Summary

Number of responses: 0

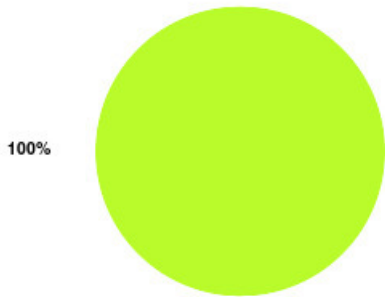
---

Treatment rooms (Hull) Summary

Number of responses: 2

Experience	Amount	Percentage
Very good	2	100.000%
Good	0	0.000%
Neither good nor poor	0	0.000%
Poor	0	0.000%
Very poor	0	0.000%
Do not know	0	0.000%

Very good    Good    Neither good nor poor    Poor  
Very poor    Do not know



Experience	Amount	Percentage
Very good & Good	2	100.000%
Very poor & Poor	0	0.000%
Neither good nor poor & Do not know	0	0.000%

Very good & Good    Very poor & Poor  
Neither good nor poor & Do not know



**Volunteer Hub Summary**

Number of responses: 0

---

**Volunteering (SH) Summary**

Number of responses: 0

---



Weightwise Summary

Number of responses: 4

Experience	Amount	Percentage
Very good	4	100.000%
Good	0	0.000%
Neither good nor poor	0	0.000%
Poor	0	0.000%
Very poor	0	0.000%
Do not know	0	0.000%

Very good   Good   Neither good nor poor   Poor  
Very poor   Do not know



Experience	Amount	Percentage
Very good & Good	4	100.000%
Very poor & Poor	0	0.000%
Neither good nor poor & Do not know	0	0.000%

Very good & Good   Very poor & Poor  
Neither good nor poor & Do not know



**Weightwise Extra (Childrens) Summary**

Number of responses: 0

---

Withernsea 8 to 8 Centre Summary

Number of responses: 0

---

Wound Clinic (Beverley) Summary

Number of responses: 0

---

Wound Clinic (Driffield) Summary

Number of responses: 0

---

Wound Clinic (Goole) Summary

Number of responses: 0

---

Wound Clinic (Hedon) Summary

Number of responses: 0

---

Wound clinic (Hessle) Summary

Number of responses: 0

---



Wound Clinic (Hornsea) Summary

Number of responses: 0

---

Wound Clinic (Macmillan Wolds - Bridlington) Summary

Number of responses: 0

---

Wound Clinic (Withernsea) Summary

Number of responses: 0

---