

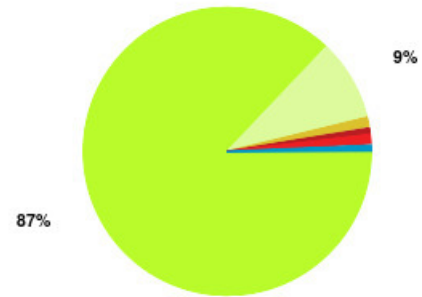
Monthly Report June 2021

Overall CHCP CIC Summary

Number of responses: 2314


Experience	Amount	Percentage
Very good	2013	86.992%
Good	211	9.118%
Neither good nor poor	28	1.210%
Poor	16	0.691%
Very poor	28	1.210%
Do not know	18	0.778%

Very good Good Neither good nor poor Poor
Very poor Do not know



Experience	Amount	Percentage
Very good & Good	2224	96.111%
Very poor & Poor	44	1.901%
Neither good nor poor & Do not know	46	1.988%

Very good & Good Very poor & Poor
Neither good nor poor & Do not know



Active Recovery Beds - ER Summary

Number of responses: 0

Anticoagulation Summary

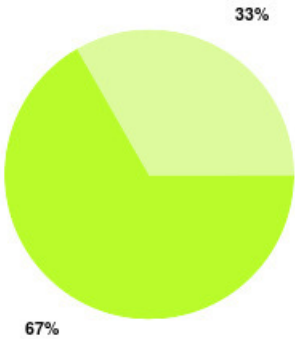
Number of responses: 0

Beverley UTC Summary

Number of responses: 3


Experience	Amount	Percentage
Very good	2	66.667%
Good	1	33.333%
Neither good nor poor	0	0.000%
Poor	0	0.000%
Very poor	0	0.000%
Do not know	0	0.000%

Very good Good Neither good nor poor Poor
Very poor Do not know



Experience	Amount	Percentage
Very good & Good	3	100.000%
Very poor & Poor	0	0.000%
Neither good nor poor & Do not know	0	0.000%

Very good & Good Very poor & Poor
Neither good nor poor & Do not know

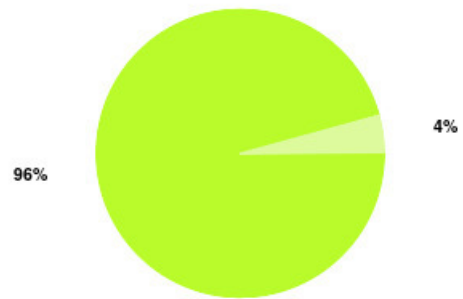


Bladder and Bowel (East Riding) Summary

Number of responses: 23

Experience	Amount	Percentage
Very good	22	95.652%
Good	1	4.348%
Neither good nor poor	0	0.000%
Poor	0	0.000%
Very poor	0	0.000%
Do not know	0	0.000%

Very good Good Neither good nor poor Poor
Very poor Do not know



Experience	Amount	Percentage
Very good & Good	23	100.000%
Very poor & Poor	0	0.000%
Neither good nor poor & Do not know	0	0.000%

Very good & Good Very poor & Poor
Neither good nor poor & Do not know

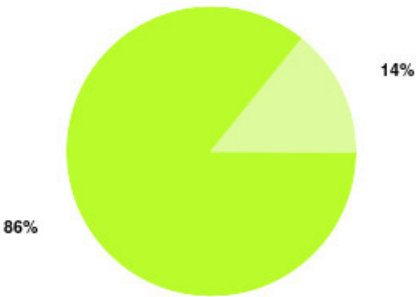


Bladder and Bowel (Hull) Summary

Number of responses: 14


Experience	Amount	Percentage
Very good	12	85.714%
Good	2	14.286%
Neither good nor poor	0	0.000%
Poor	0	0.000%
Very poor	0	0.000%
Do not know	0	0.000%

Very good Good Neither good nor poor Poor
Very poor Do not know



Experience	Amount	Percentage
Very good & Good	14	100.000%
Very poor & Poor	0	0.000%
Neither good nor poor & Do not know	0	0.000%

Very good & Good Very poor & Poor
Neither good nor poor & Do not know

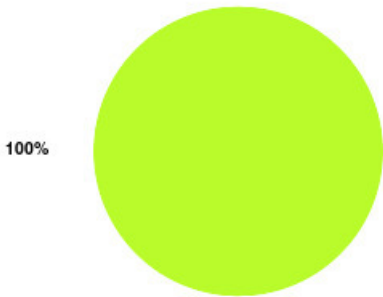


Bridlington UTC Summary

Number of responses: 1

Experience	Amount	Percentage
Very good	1	100.000%
Good	0	0.000%
Neither good nor poor	0	0.000%
Poor	0	0.000%
Very poor	0	0.000%
Do not know	0	0.000%

Very good Good Neither good nor poor Poor
Very poor Do not know



Experience	Amount	Percentage
Very good & Good	1	100.000%
Very poor & Poor	0	0.000%
Neither good nor poor & Do not know	0	0.000%

Very good & Good Very poor & Poor
Neither good nor poor & Do not know



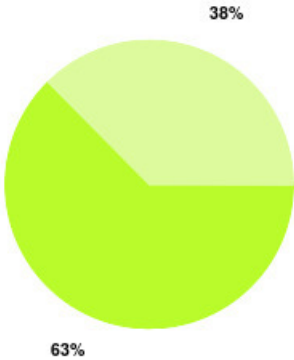
Cardiac Rehab (East Riding) Summary

Number of responses: 8

Experience	Amount	Percentage
Very good	5	62.500%
Good	3	37.500%
Neither good nor poor	0	0.000%
Poor	0	0.000%
Very poor	0	0.000%
Do not know	0	0.000%

Experience	Amount	Percentage
Very good & Good	8	100.000%
Very poor & Poor	0	0.000%
Neither good nor poor & Do not know	0	0.000%

Very good Good Neither good nor poor Poor
Very poor Do not know



Very good & Good Very poor & Poor
Neither good nor poor & Do not know



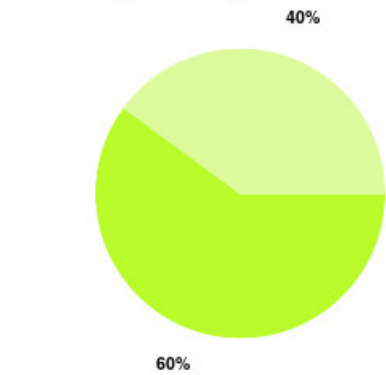
Cardiac Rehab (Hull) Summary

Number of responses: 10

Experience	Amount	Percentage
Very good	6	60.000%
Good	4	40.000%
Neither good nor poor	0	0.000%
Poor	0	0.000%
Very poor	0	0.000%
Do not know	0	0.000%

Experience	Amount	Percentage
Very good & Good	10	100.000%
Very poor & Poor	0	0.000%
Neither good nor poor & Do not know	0	0.000%

Very good Good Neither good nor poor Poor
Very poor Do not know



Care Co-ordination Hub (247111) Summary

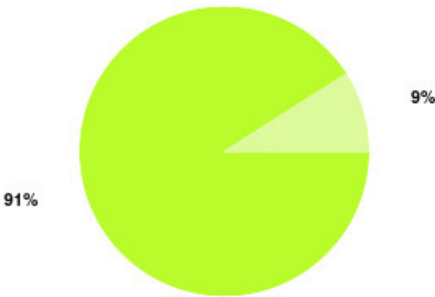
Number of responses: 0

Carers' Information and Support Service Summary

Number of responses: 22

Experience	Amount	Percentage
Very good	20	90.909%
Good	2	9.091%
Neither good nor poor	0	0.000%
Poor	0	0.000%
Very poor	0	0.000%
Do not know	0	0.000%

Very good Good Neither good nor poor Poor
Very poor Do not know



Experience	Amount	Percentage
Very good & Good	22	100.000%
Very poor & Poor	0	0.000%
Neither good nor poor & Do not know	0	0.000%

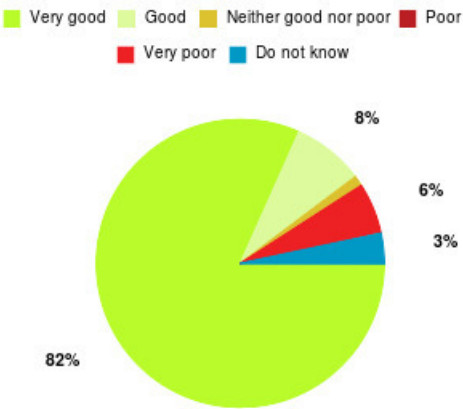
Very good & Good Very poor & Poor
Neither good nor poor & Do not know



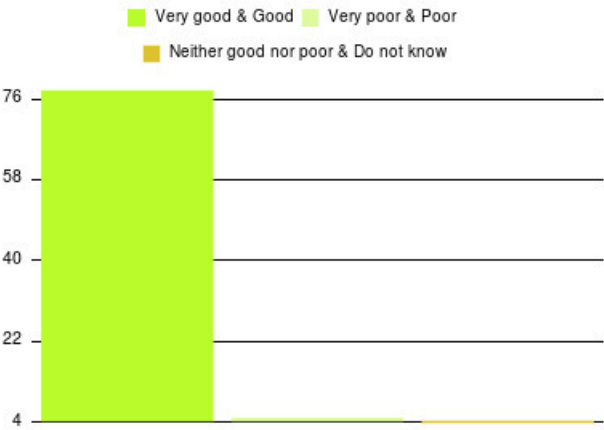
CHPL - Bransholme Summary

Number of responses: 87

Experience	Amount	Percentage
Very good	71	81.609%
Good	7	8.046%
Neither good nor poor	1	1.149%
Poor	0	0.000%
Very poor	5	5.747%
Do not know	3	3.448%



Experience	Amount	Percentage
Very good & Good	78	89.655%
Very poor & Poor	5	5.747%
Neither good nor poor & Do not know	4	4.598%

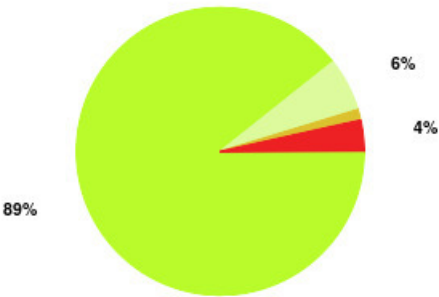


CHPL - Southcoates/Marfleet Summary

Number of responses: 167

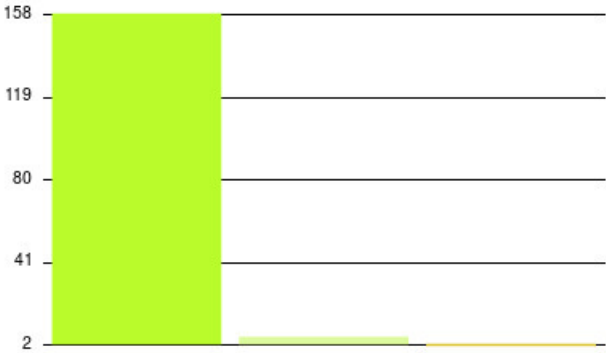
Experience	Amount	Percentage
Very good	149	89.222%
Good	10	5.988%
Neither good nor poor	2	1.198%
Poor	0	0.000%
Very poor	6	3.593%
Do not know	0	0.000%

Very good Good Neither good nor poor Poor
Very poor Do not know



Experience	Amount	Percentage
Very good & Good	159	95.210%
Very poor & Poor	6	3.593%
Neither good nor poor & Do not know	2	1.198%

Very good & Good Very poor & Poor
Neither good nor poor & Do not know



Community Activity programme (SH) Summary

Number of responses: 0

Community Children's Nursing Services Summary

Number of responses: 0

Community Food Team (SH) Summary

Number of responses: 0

Community Heart Failure Nursing Service ER Summary

Number of responses: 0

Community Heart Failure Nursing Service Hull Summary

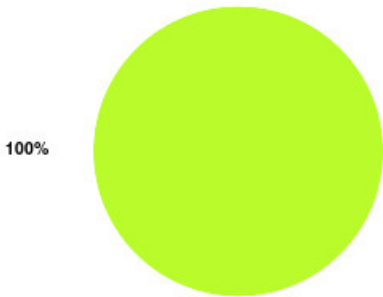
Number of responses: 0

Community Nursing (ER) Summary

Number of responses: 1

Experience	Amount	Percentage
Very good	1	100.000%
Good	0	0.000%
Neither good nor poor	0	0.000%
Poor	0	0.000%
Very poor	0	0.000%
Do not know	0	0.000%

Very good Good Neither good nor poor Poor
Very poor Do not know



Experience	Amount	Percentage
Very good & Good	1	100.000%
Very poor & Poor	0	0.000%
Neither good nor poor & Do not know	0	0.000%

Very good & Good Very poor & Poor
Neither good nor poor & Do not know



Community Nursing (Hull) Summary

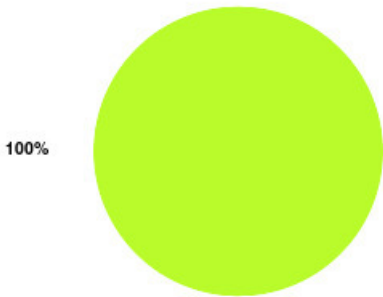
Number of responses: 0

Community Rehab - Physiotherapy & Occupational Therapy (ER) Summary

Number of responses: 7


Experience	Amount	Percentage
Very good	7	100.000%
Good	0	0.000%
Neither good nor poor	0	0.000%
Poor	0	0.000%
Very poor	0	0.000%
Do not know	0	0.000%

Very good Good Neither good nor poor Poor
Very poor Do not know



Experience	Amount	Percentage
Very good & Good	7	100.000%
Very poor & Poor	0	0.000%
Neither good nor poor & Do not know	0	0.000%

Very good & Good Very poor & Poor
Neither good nor poor & Do not know

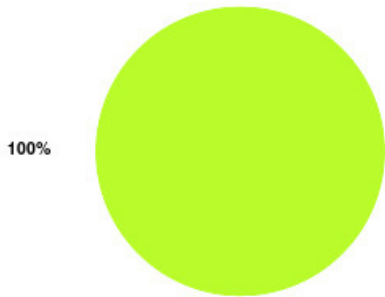


Community Rehab - Physiotherapy & Occupational Therapy (Hull) Summary

Number of responses: 1

Experience	Amount	Percentage
Very good	1	100.000%
Good	0	0.000%
Neither good nor poor	0	0.000%
Poor	0	0.000%
Very poor	0	0.000%
Do not know	0	0.000%

Very good Good Neither good nor poor Poor
Very poor Do not know



Experience	Amount	Percentage
Very good & Good	1	100.000%
Very poor & Poor	0	0.000%
Neither good nor poor & Do not know	0	0.000%

Very good & Good Very poor & Poor
Neither good nor poor & Do not know



Community Ward (ERCH) Summary

Number of responses: 0

Customer Services Summary

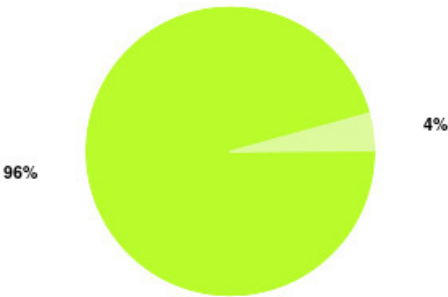
Number of responses: 0

Deep Vein Thrombosis Summary

Number of responses: 23

Experience	Amount	Percentage
Very good	22	95.652%
Good	1	4.348%
Neither good nor poor	0	0.000%
Poor	0	0.000%
Very poor	0	0.000%
Do not know	0	0.000%

Very good Good Neither good nor poor Poor
Very poor Do not know



Experience	Amount	Percentage
Very good & Good	23	100.000%
Very poor & Poor	0	0.000%
Neither good nor poor & Do not know	0	0.000%

Very good & Good Very poor & Poor
Neither good nor poor & Do not know

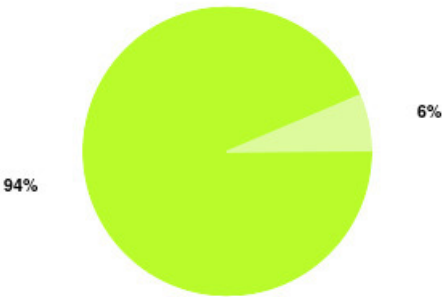


Dental - Beverley PDS Summary

Number of responses: 31

Experience	Amount	Percentage
Very good	29	93.548%
Good	2	6.452%
Neither good nor poor	0	0.000%
Poor	0	0.000%
Very poor	0	0.000%
Do not know	0	0.000%

Very good Good Neither good nor poor Poor
Very poor Do not know



Experience	Amount	Percentage
Very good & Good	31	100.000%
Very poor & Poor	0	0.000%
Neither good nor poor & Do not know	0	0.000%

Very good & Good Very poor & Poor
Neither good nor poor & Do not know



Dental - Bridlington CDS Summary

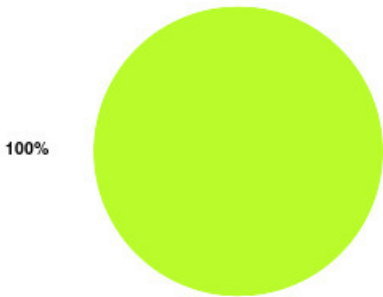
Number of responses: 0

Dental - Driffield PDS Summary

Number of responses: 4

Experience	Amount	Percentage
Very good	4	100.000%
Good	0	0.000%
Neither good nor poor	0	0.000%
Poor	0	0.000%
Very poor	0	0.000%
Do not know	0	0.000%

Very good Good Neither good nor poor Poor
Very poor Do not know



Experience	Amount	Percentage
Very good & Good	4	100.000%
Very poor & Poor	0	0.000%
Neither good nor poor & Do not know	0	0.000%

Very good & Good Very poor & Poor
Neither good nor poor & Do not know



Dental - Goole CDS Summary

Number of responses: 0

Dental - Goole PDS Summary

Number of responses: 0

Dental - Highlands CDS Summary

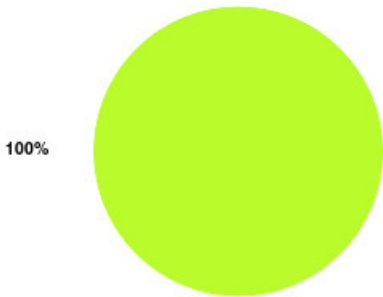
Number of responses: 0

Dental - Jameson Street PDS Summary

Number of responses: 33

Experience	Amount	Percentage
Very good	33	100.000%
Good	0	0.000%
Neither good nor poor	0	0.000%
Poor	0	0.000%
Very poor	0	0.000%
Do not know	0	0.000%

Very good Good Neither good nor poor Poor
Very poor Do not know



Experience	Amount	Percentage
Very good & Good	33	100.000%
Very poor & Poor	0	0.000%
Neither good nor poor & Do not know	0	0.000%

Very good & Good Very poor & Poor
Neither good nor poor & Do not know

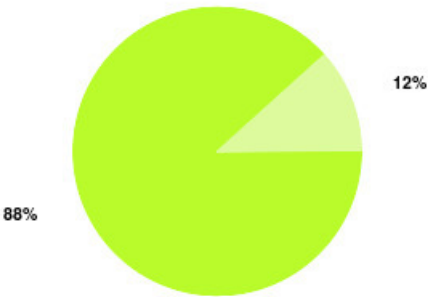


Dental - Orchard Park CDS Summary

Number of responses: 17

Experience	Amount	Percentage
Very good	15	88.235%
Good	2	11.765%
Neither good nor poor	0	0.000%
Poor	0	0.000%
Very poor	0	0.000%
Do not know	0	0.000%

Very good Good Neither good nor poor Poor
Very poor Do not know



Experience	Amount	Percentage
Very good & Good	17	100.000%
Very poor & Poor	0	0.000%
Neither good nor poor & Do not know	0	0.000%

Very good & Good Very poor & Poor
Neither good nor poor & Do not know

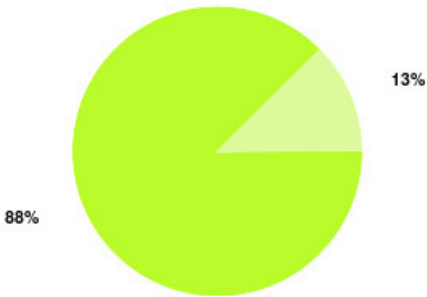


Dental - Pocklington PDS Summary

Number of responses: 8

Experience	Amount	Percentage
Very good	7	87.500%
Good	1	12.500%
Neither good nor poor	0	0.000%
Poor	0	0.000%
Very poor	0	0.000%
Do not know	0	0.000%

Very good Good Neither good nor poor Poor
Very poor Do not know



Experience	Amount	Percentage
Very good & Good	8	100.000%
Very poor & Poor	0	0.000%
Neither good nor poor & Do not know	0	0.000%

Very good & Good Very poor & Poor
Neither good nor poor & Do not know

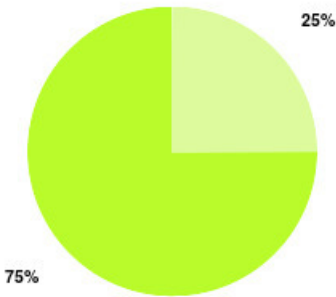


Dental - Withernsea PDS Summary

Number of responses: 4

Experience	Amount	Percentage
Very good	3	75.000%
Good	1	25.000%
Neither good nor poor	0	0.000%
Poor	0	0.000%
Very poor	0	0.000%
Do not know	0	0.000%

Very good Good Neither good nor poor Poor
Very poor Do not know



Experience	Amount	Percentage
Very good & Good	4	100.000%
Very poor & Poor	0	0.000%
Neither good nor poor & Do not know	0	0.000%

Very good & Good Very poor & Poor
Neither good nor poor & Do not know

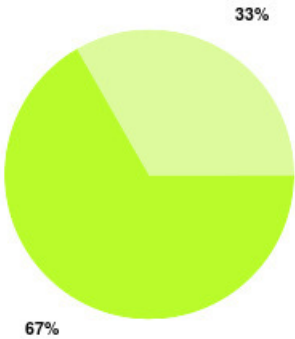


Diabetes Podiatry Summary

Number of responses: 3

Experience	Amount	Percentage
Very good	2	66.667%
Good	1	33.333%
Neither good nor poor	0	0.000%
Poor	0	0.000%
Very poor	0	0.000%
Do not know	0	0.000%

Very good Good Neither good nor poor Poor
Very poor Do not know



Experience	Amount	Percentage
Very good & Good	3	100.000%
Very poor & Poor	0	0.000%
Neither good nor poor & Do not know	0	0.000%

Very good & Good Very poor & Poor
Neither good nor poor & Do not know



Diabetes Service (East Riding) Summary

Number of responses: 0

Dietetics (East Riding) Summary

Number of responses: 0

Dietetics (Hull) Summary

Number of responses: 0

Driffield 8-8 Centre Summary

Number of responses: 0

East Riding Frailty Team Summary

Number of responses: 0

Eating Disorders Summary

Number of responses: 0

EMPOWER Summary

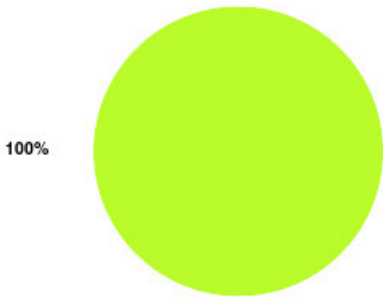
Number of responses: 0

ER Podiatry Summary

Number of responses: 5

Experience	Amount	Percentage
Very good	5	100.000%
Good	0	0.000%
Neither good nor poor	0	0.000%
Poor	0	0.000%
Very poor	0	0.000%
Do not know	0	0.000%

Very good Good Neither good nor poor Poor
Very poor Do not know



Experience	Amount	Percentage
Very good & Good	5	100.000%
Very poor & Poor	0	0.000%
Neither good nor poor & Do not know	0	0.000%

Very good & Good Very poor & Poor
Neither good nor poor & Do not know



ER Tissue Viability Summary

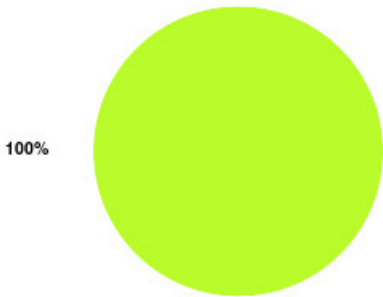
Number of responses: 0

Falls Team (East Riding) Summary

Number of responses: 5

Experience	Amount	Percentage
Very good	5	100.000%
Good	0	0.000%
Neither good nor poor	0	0.000%
Poor	0	0.000%
Very poor	0	0.000%
Do not know	0	0.000%

Very good Good Neither good nor poor Poor
Very poor Do not know



Experience	Amount	Percentage
Very good & Good	5	100.000%
Very poor & Poor	0	0.000%
Neither good nor poor & Do not know	0	0.000%

Very good & Good Very poor & Poor
Neither good nor poor & Do not know

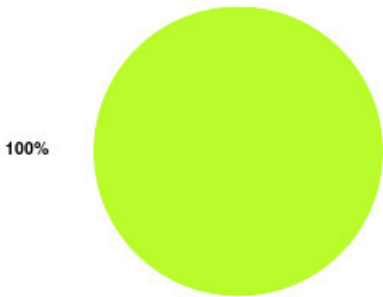


Falls Team (Hull) Summary

Number of responses: 12

Experience	Amount	Percentage
Very good	12	100.000%
Good	0	0.000%
Neither good nor poor	0	0.000%
Poor	0	0.000%
Very poor	0	0.000%
Do not know	0	0.000%

Very good Good Neither good nor poor Poor
Very poor Do not know



Experience	Amount	Percentage
Very good & Good	12	100.000%
Very poor & Poor	0	0.000%
Neither good nor poor & Do not know	0	0.000%

Very good & Good Very poor & Poor
Neither good nor poor & Do not know



Fit4All Team (SH) Summary

Number of responses: 0

Flu Immunisation (ERY) Summary

Number of responses: 0

Gastroenterology Summary

Number of responses: 0

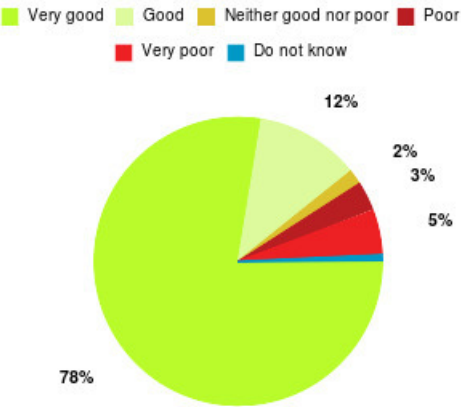
Goole UTC Summary

Number of responses: 0

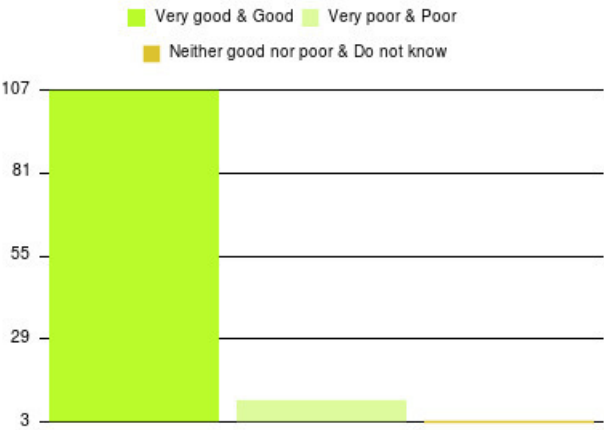
GP - East Park Surgery Summary

Number of responses: 120

Experience	Amount	Percentage
Very good	93	77.500%
Good	14	11.667%
Neither good nor poor	2	1.667%
Poor	4	3.333%
Very poor	6	5.000%
Do not know	1	0.833%



Experience	Amount	Percentage
Very good & Good	107	89.167%
Very poor & Poor	10	8.333%
Neither good nor poor & Do not know	3	2.500%



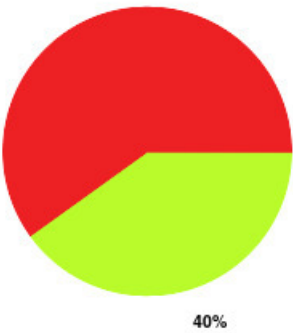
GP - Story Street Walk In Summary

Number of responses: 5

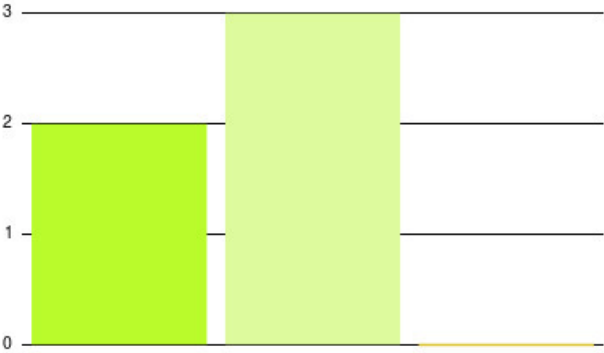
Experience	Amount	Percentage
Very good	2	40.000%
Good	0	0.000%
Neither good nor poor	0	0.000%
Poor	0	0.000%
Very poor	3	60.000%
Do not know	0	0.000%

Experience	Amount	Percentage
Very good & Good	2	40.000%
Very poor & Poor	3	60.000%
Neither good nor poor & Do not know	0	0.000%

Very good Good Neither good nor poor Poor
Very poor Do not know
60%



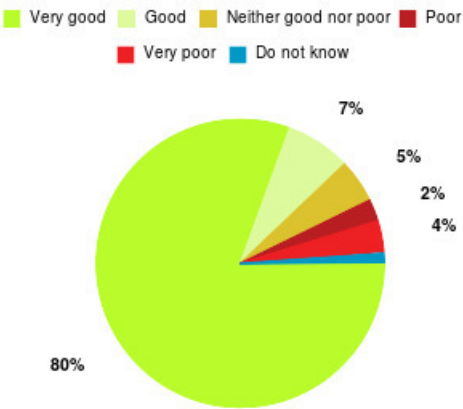
Very good & Good Very poor & Poor
Neither good nor poor & Do not know



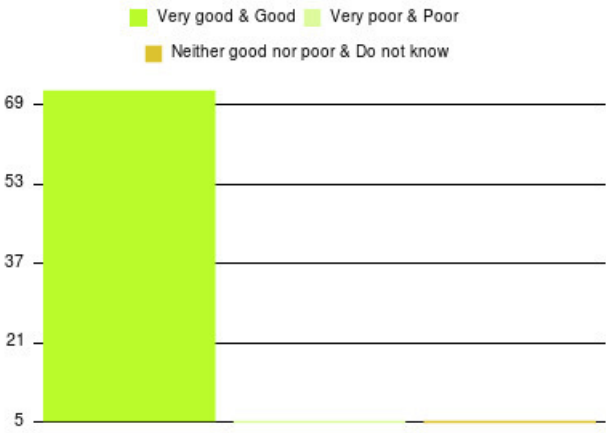
GP - Kingston Practice Summary

Number of responses: 82

Experience	Amount	Percentage
Very good	66	80.488%
Good	6	7.317%
Neither good nor poor	4	4.878%
Poor	2	2.439%
Very poor	3	3.659%
Do not know	1	1.220%



Experience	Amount	Percentage
Very good & Good	72	87.805%
Very poor & Poor	5	6.098%
Neither good nor poor & Do not know	5	6.098%

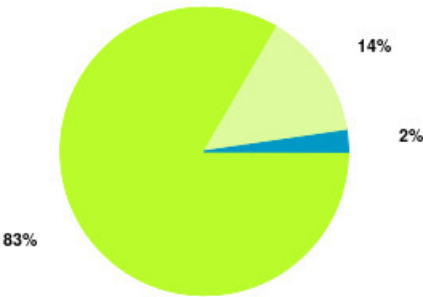


GP - Riverside Practice Summary

Number of responses: 42

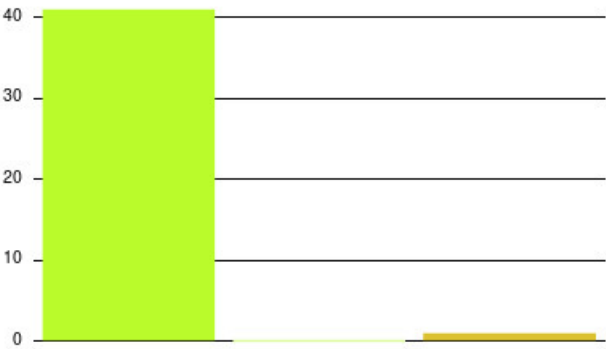
Experience	Amount	Percentage
Very good	35	83.333%
Good	6	14.286%
Neither good nor poor	0	0.000%
Poor	0	0.000%
Very poor	0	0.000%
Do not know	1	2.381%

Very good Good Neither good nor poor Poor
Very poor Do not know



Experience	Amount	Percentage
Very good & Good	41	97.619%
Very poor & Poor	0	0.000%
Neither good nor poor & Do not know	1	2.381%

Very good & Good Very poor & Poor
Neither good nor poor & Do not know

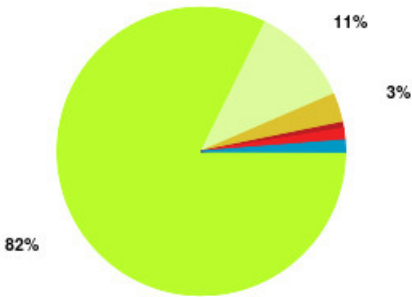


GP - The Quays Summary

Number of responses: 152

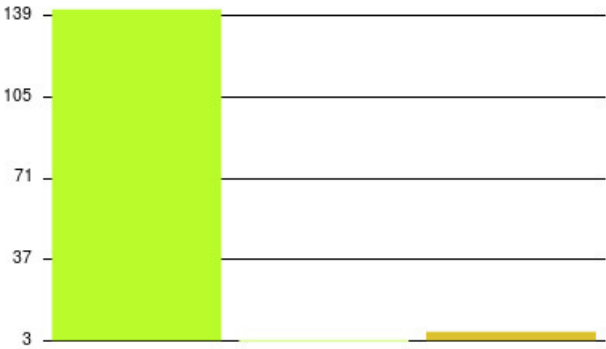
Experience	Amount	Percentage
Very good	125	82.237%
Good	17	11.184%
Neither good nor poor	5	3.289%
Poor	1	0.658%
Very poor	2	1.316%
Do not know	2	1.316%

Very good Good Neither good nor poor Poor
Very poor Do not know



Experience	Amount	Percentage
Very good & Good	142	93.421%
Very poor & Poor	3	1.974%
Neither good nor poor & Do not know	7	4.605%

Very good & Good Very poor & Poor
Neither good nor poor & Do not know



GP - Wolds View Primary Care Centre Summary

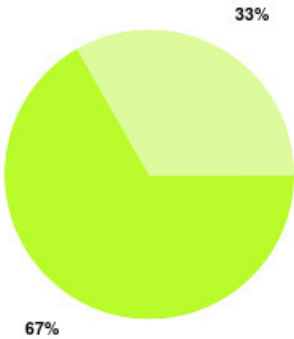
Number of responses: 0

Health & Development Worker Summary

Number of responses: 3

Experience	Amount	Percentage
Very good	2	66.667%
Good	1	33.333%
Neither good nor poor	0	0.000%
Poor	0	0.000%
Very poor	0	0.000%
Do not know	0	0.000%

Very good Good Neither good nor poor Poor
Very poor Do not know



Experience	Amount	Percentage
Very good & Good	3	100.000%
Very poor & Poor	0	0.000%
Neither good nor poor & Do not know	0	0.000%

Very good & Good Very poor & Poor
Neither good nor poor & Do not know

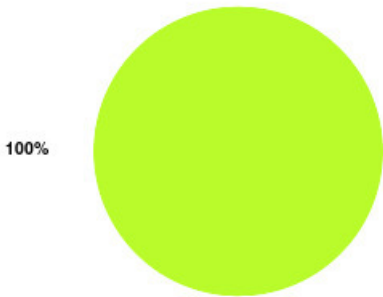


Health & Wellbeing Service - Primary Care Summary

Number of responses: 1

Experience	Amount	Percentage
Very good	1	100.000%
Good	0	0.000%
Neither good nor poor	0	0.000%
Poor	0	0.000%
Very poor	0	0.000%
Do not know	0	0.000%

Very good Good Neither good nor poor Poor
Very poor Do not know



Experience	Amount	Percentage
Very good & Good	1	100.000%
Very poor & Poor	0	0.000%
Neither good nor poor & Do not know	0	0.000%

Very good & Good Very poor & Poor
Neither good nor poor & Do not know

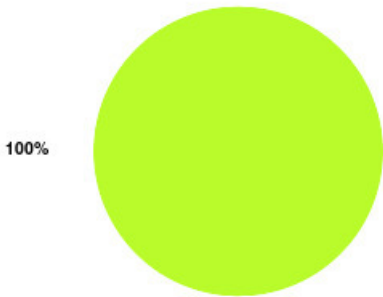


Health Checks (SH) Summary

Number of responses: 1

Experience	Amount	Percentage
Very good	1	100.000%
Good	0	0.000%
Neither good nor poor	0	0.000%
Poor	0	0.000%
Very poor	0	0.000%
Do not know	0	0.000%

Very good Good Neither good nor poor Poor
Very poor Do not know



Experience	Amount	Percentage
Very good & Good	1	100.000%
Very poor & Poor	0	0.000%
Neither good nor poor & Do not know	0	0.000%

Very good & Good Very poor & Poor
Neither good nor poor & Do not know

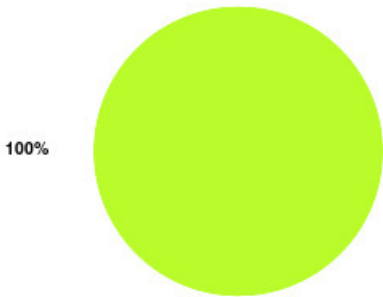


Health Trainers (inc Social Prescribing) SH Summary

Number of responses: 27

Experience	Amount	Percentage
Very good	27	100.000%
Good	0	0.000%
Neither good nor poor	0	0.000%
Poor	0	0.000%
Very poor	0	0.000%
Do not know	0	0.000%

Very good Good Neither good nor poor Poor
Very poor Do not know



Experience	Amount	Percentage
Very good & Good	27	100.000%
Very poor & Poor	0	0.000%
Neither good nor poor & Do not know	0	0.000%

Very good & Good Very poor & Poor
Neither good nor poor & Do not know

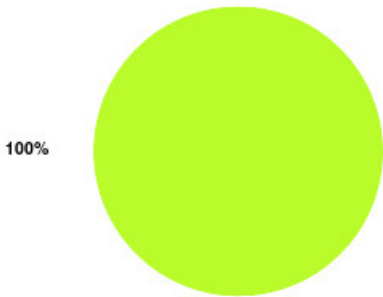


Health Visiting Summary

Number of responses: 7


Experience	Amount	Percentage
Very good	7	100.000%
Good	0	0.000%
Neither good nor poor	0	0.000%
Poor	0	0.000%
Very poor	0	0.000%
Do not know	0	0.000%

Very good Good Neither good nor poor Poor
Very poor Do not know



Experience	Amount	Percentage
Very good & Good	7	100.000%
Very poor & Poor	0	0.000%
Neither good nor poor & Do not know	0	0.000%

Very good & Good Very poor & Poor
Neither good nor poor & Do not know



HERCH20 Summary

Number of responses: 0

Home Oxygen Service (East Riding) Summary

Number of responses: 0

Home Oxygen Service (Hull) Summary

Number of responses: 0

Hull Complex Wounds Summary

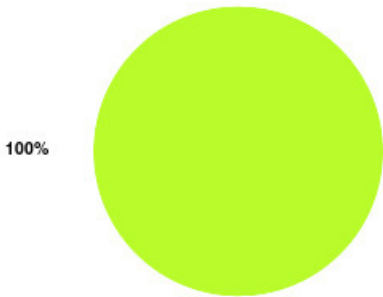
Number of responses: 0

Hull First Falls Summary

Number of responses: 38

Experience	Amount	Percentage
Very good	38	100.000%
Good	0	0.000%
Neither good nor poor	0	0.000%
Poor	0	0.000%
Very poor	0	0.000%
Do not know	0	0.000%

Very good Good Neither good nor poor Poor
Very poor Do not know



Experience	Amount	Percentage
Very good & Good	38	100.000%
Very poor & Poor	0	0.000%
Neither good nor poor & Do not know	0	0.000%

Very good & Good Very poor & Poor
Neither good nor poor & Do not know

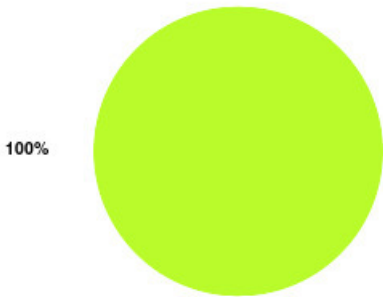


Hull Podiatry Summary

Number of responses: 5

Experience	Amount	Percentage
Very good	5	100.000%
Good	0	0.000%
Neither good nor poor	0	0.000%
Poor	0	0.000%
Very poor	0	0.000%
Do not know	0	0.000%

Very good Good Neither good nor poor Poor
Very poor Do not know



Experience	Amount	Percentage
Very good & Good	5	100.000%
Very poor & Poor	0	0.000%
Neither good nor poor & Do not know	0	0.000%

Very good & Good Very poor & Poor
Neither good nor poor & Do not know



Hull Urgent Care Summary

Number of responses: 0

IMPS Summary

Number of responses: 0

Infant Feeding Co-ordinator Summary

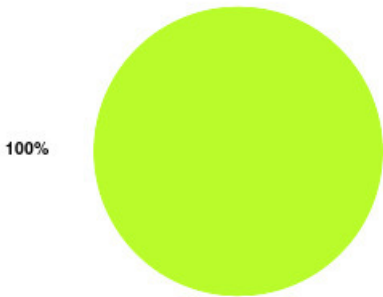
Number of responses: 0

Infant Feeding Service (SH) Summary

Number of responses: 5

Experience	Amount	Percentage
Very good	5	100.000%
Good	0	0.000%
Neither good nor poor	0	0.000%
Poor	0	0.000%
Very poor	0	0.000%
Do not know	0	0.000%

Very good Good Neither good nor poor Poor
Very poor Do not know



Experience	Amount	Percentage
Very good & Good	5	100.000%
Very poor & Poor	0	0.000%
Neither good nor poor & Do not know	0	0.000%

Very good & Good Very poor & Poor
Neither good nor poor & Do not know



Intermediate Care Summary

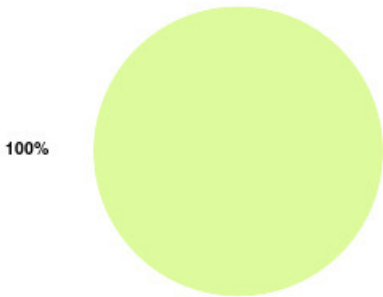
Number of responses: 0

Intermediate Care (ER) Summary

Number of responses: 1

Experience	Amount	Percentage
Very good	0	0.000%
Good	1	100.000%
Neither good nor poor	0	0.000%
Poor	0	0.000%
Very poor	0	0.000%
Do not know	0	0.000%

Very good Good Neither good nor poor Poor
Very poor Do not know



Experience	Amount	Percentage
Very good & Good	1	100.000%
Very poor & Poor	0	0.000%
Neither good nor poor & Do not know	0	0.000%

Very good & Good Very poor & Poor
Neither good nor poor & Do not know




Jean Bishop ICC Summary

Number of responses: 27

Experience	Amount	Percentage
Very good	26	96.296%
Good	1	3.704%
Neither good nor poor	0	0.000%
Poor	0	0.000%
Very poor	0	0.000%
Do not know	0	0.000%

Very good Good Neither good nor poor Poor
Very poor Do not know



Experience	Amount	Percentage
Very good & Good	27	100.000%
Very poor & Poor	0	0.000%
Neither good nor poor & Do not know	0	0.000%

Very good & Good Very poor & Poor
Neither good nor poor & Do not know

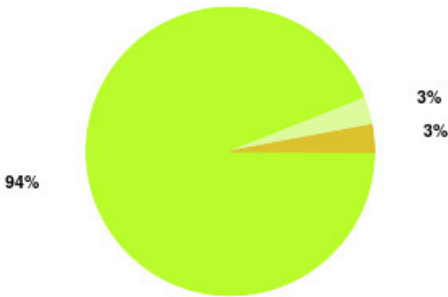


Let's Talk (Hull) Summary

Number of responses: 33

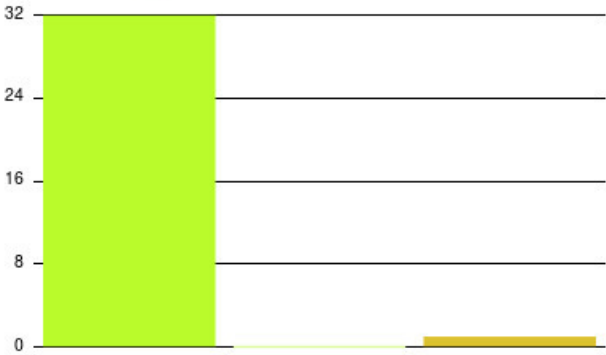
Experience	Amount	Percentage
Very good	31	93.939%
Good	1	3.030%
Neither good nor poor	1	3.030%
Poor	0	0.000%
Very poor	0	0.000%
Do not know	0	0.000%

Very good Good Neither good nor poor Poor
Very poor Do not know



Experience	Amount	Percentage
Very good & Good	32	96.970%
Very poor & Poor	0	0.000%
Neither good nor poor & Do not know	1	3.030%

Very good & Good Very poor & Poor
Neither good nor poor & Do not know



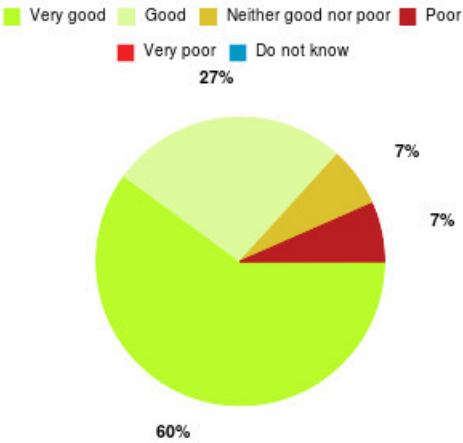
Let's Talk - Cruse Summary

Number of responses: 0

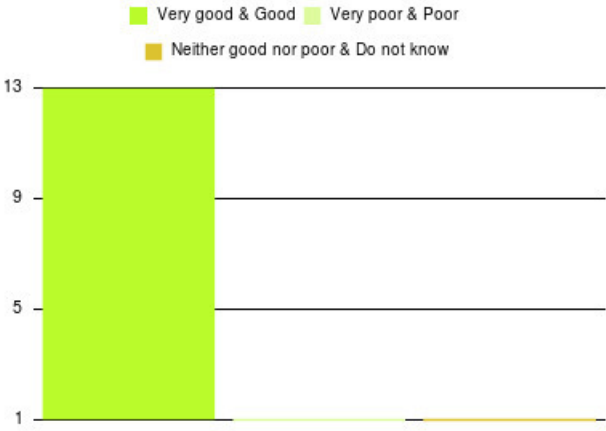
Let's Talk - Focus Counselling Summary

Number of responses: 15

Experience	Amount	Percentage
Very good	9	60.000%
Good	4	26.667%
Neither good nor poor	1	6.667%
Poor	1	6.667%
Very poor	0	0.000%
Do not know	0	0.000%



Experience	Amount	Percentage
Very good & Good	13	86.667%
Very poor & Poor	1	6.667%
Neither good nor poor & Do not know	1	6.667%

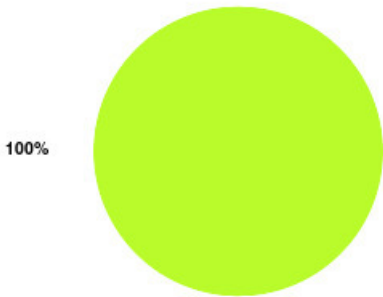


Let's Talk - Good Day Therapy Summary

Number of responses: 1

Experience	Amount	Percentage
Very good	1	100.000%
Good	0	0.000%
Neither good nor poor	0	0.000%
Poor	0	0.000%
Very poor	0	0.000%
Do not know	0	0.000%

Very good Good Neither good nor poor Poor
Very poor Do not know



Experience	Amount	Percentage
Very good & Good	1	100.000%
Very poor & Poor	0	0.000%
Neither good nor poor & Do not know	0	0.000%

Very good & Good Very poor & Poor
Neither good nor poor & Do not know



Let's Talk - HEY Mind Summary

Number of responses: 0

Let's Talk - House of Light Summary

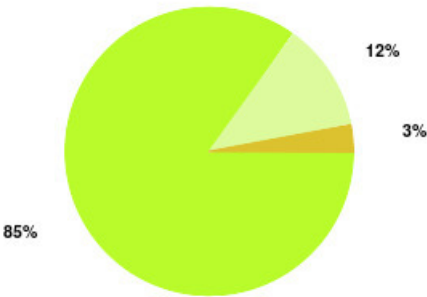
Number of responses: 0

Let's Talk - Joan Pickard Ltd Summary

Number of responses: 33

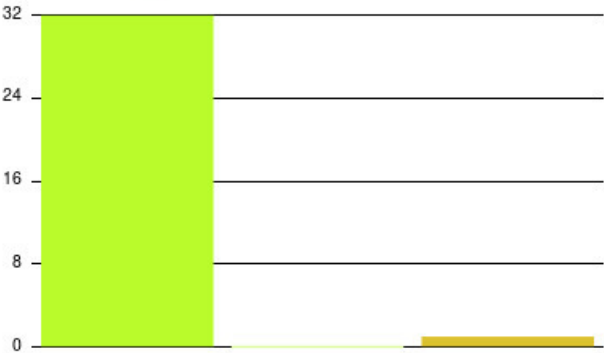
Experience	Amount	Percentage
Very good	28	84.848%
Good	4	12.121%
Neither good nor poor	1	3.030%
Poor	0	0.000%
Very poor	0	0.000%
Do not know	0	0.000%

Very good Good Neither good nor poor Poor
Very poor Do not know



Experience	Amount	Percentage
Very good & Good	32	96.970%
Very poor & Poor	0	0.000%
Neither good nor poor & Do not know	1	3.030%

Very good & Good Very poor & Poor
Neither good nor poor & Do not know



Let's Talk - Relate Summary

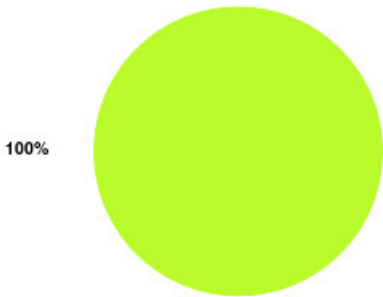
Number of responses: 0

Let's Talk - S2BH Summary

Number of responses: 2

Experience	Amount	Percentage
Very good	2	100.000%
Good	0	0.000%
Neither good nor poor	0	0.000%
Poor	0	0.000%
Very poor	0	0.000%
Do not know	0	0.000%

Very good Good Neither good nor poor Poor
Very poor Do not know



Experience	Amount	Percentage
Very good & Good	2	100.000%
Very poor & Poor	0	0.000%
Neither good nor poor & Do not know	0	0.000%

Very good & Good Very poor & Poor
Neither good nor poor & Do not know

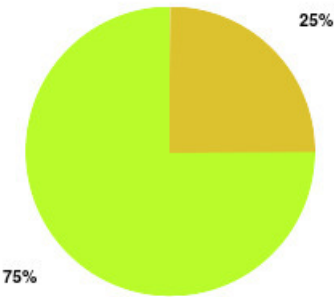


Let's Talk - Temenos Summary

Number of responses: 4

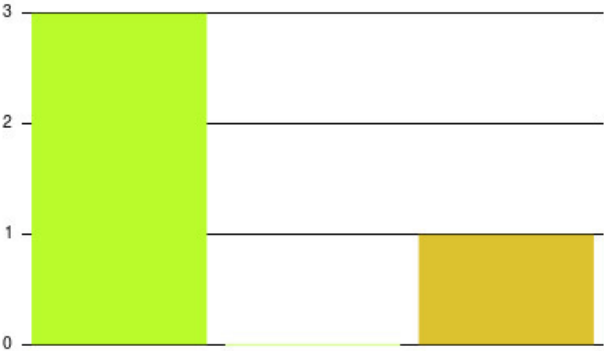
Experience	Amount	Percentage
Very good	3	75.000%
Good	0	0.000%
Neither good nor poor	1	25.000%
Poor	0	0.000%
Very poor	0	0.000%
Do not know	0	0.000%

Very good Good Neither good nor poor Poor
Very poor Do not know



Experience	Amount	Percentage
Very good & Good	3	75.000%
Very poor & Poor	0	0.000%
Neither good nor poor & Do not know	1	25.000%

Very good & Good Very poor & Poor
Neither good nor poor & Do not know

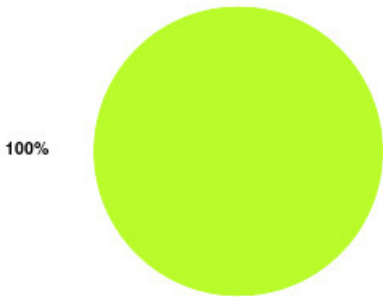


Lifestyle Referral (SH) Summary

Number of responses: 2

Experience	Amount	Percentage
Very good	2	100.000%
Good	0	0.000%
Neither good nor poor	0	0.000%
Poor	0	0.000%
Very poor	0	0.000%
Do not know	0	0.000%

Very good Good Neither good nor poor Poor
Very poor Do not know



Experience	Amount	Percentage
Very good & Good	2	100.000%
Very poor & Poor	0	0.000%
Neither good nor poor & Do not know	0	0.000%

Very good & Good Very poor & Poor
Neither good nor poor & Do not know

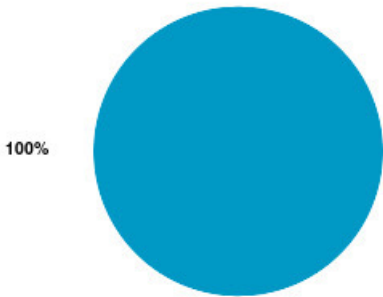


Local Outbreak Team Summary

Number of responses: 1

Experience	Amount	Percentage
Very good	0	0.000%
Good	0	0.000%
Neither good nor poor	0	0.000%
Poor	0	0.000%
Very poor	0	0.000%
Do not know	1	100.000%

Very good Good Neither good nor poor Poor
Very poor Do not know



Experience	Amount	Percentage
Very good & Good	0	0.000%
Very poor & Poor	0	0.000%
Neither good nor poor & Do not know	1	100.000%

Very good & Good Very poor & Poor
Neither good nor poor & Do not know

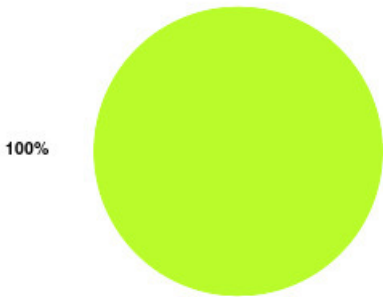


Lymphoedema Summary

Number of responses: 2

Experience	Amount	Percentage
Very good	2	100.000%
Good	0	0.000%
Neither good nor poor	0	0.000%
Poor	0	0.000%
Very poor	0	0.000%
Do not know	0	0.000%

Very good Good Neither good nor poor Poor
Very poor Do not know



Experience	Amount	Percentage
Very good & Good	2	100.000%
Very poor & Poor	0	0.000%
Neither good nor poor & Do not know	0	0.000%

Very good & Good Very poor & Poor
Neither good nor poor & Do not know



Macmillan Wolds Unit (Bridlington) Summary

Number of responses: 0

Medicines Management - Care Home Service Summary

Number of responses: 0

Mental Health Team (SH) Summary

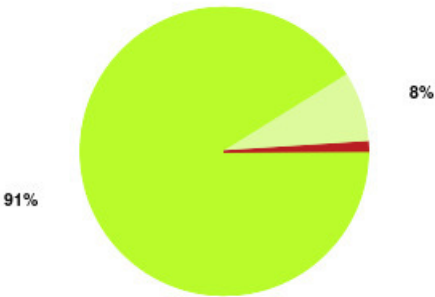
Number of responses: 0

MSK Physiotherapy Summary

Number of responses: 268

Experience	Amount	Percentage
Very good	244	91.045%
Good	21	7.836%
Neither good nor poor	0	0.000%
Poor	3	1.119%
Very poor	0	0.000%
Do not know	0	0.000%

Very good Good Neither good nor poor Poor
Very poor Do not know



Experience	Amount	Percentage
Very good & Good	265	98.881%
Very poor & Poor	3	1.119%
Neither good nor poor & Do not know	0	0.000%

Very good & Good Very poor & Poor
Neither good nor poor & Do not know



NHS Continuing Healthcare Summary

Number of responses: 0

Night Care Service (EOL) Summary

Number of responses: 0

OccWellbeing Summary

Number of responses: 0

Oral Health (SH) Summary

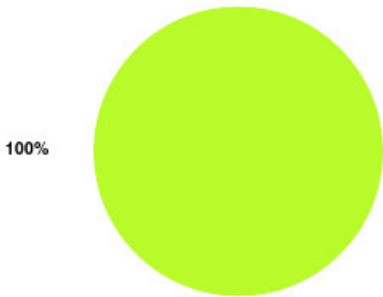
Number of responses: 0

Oral Health Promotion Team Summary

Number of responses: 48

Experience	Amount	Percentage
Very good	48	100.000%
Good	0	0.000%
Neither good nor poor	0	0.000%
Poor	0	0.000%
Very poor	0	0.000%
Do not know	0	0.000%

Very good Good Neither good nor poor Poor
Very poor Do not know



Experience	Amount	Percentage
Very good & Good	48	100.000%
Very poor & Poor	0	0.000%
Neither good nor poor & Do not know	0	0.000%

Very good & Good Very poor & Poor
Neither good nor poor & Do not know



Out of Hours Nursing (East Riding) Summary

Number of responses: 0

Out of Hours Nursing (EOL) Summary

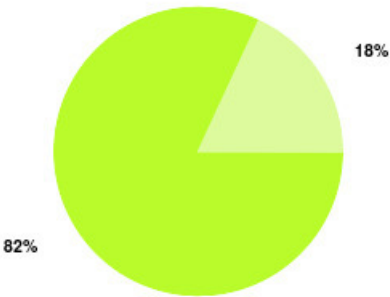
Number of responses: 0

Pain Management - ER & VoY Summary

Number of responses: 11

Experience	Amount	Percentage
Very good	9	81.818%
Good	2	18.182%
Neither good nor poor	0	0.000%
Poor	0	0.000%
Very poor	0	0.000%
Do not know	0	0.000%

Very good Good Neither good nor poor Poor
Very poor Do not know



Experience	Amount	Percentage
Very good & Good	11	100.000%
Very poor & Poor	0	0.000%
Neither good nor poor & Do not know	0	0.000%

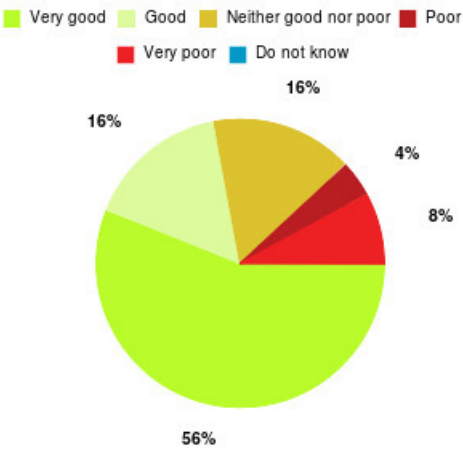
Very good & Good Very poor & Poor
Neither good nor poor & Do not know



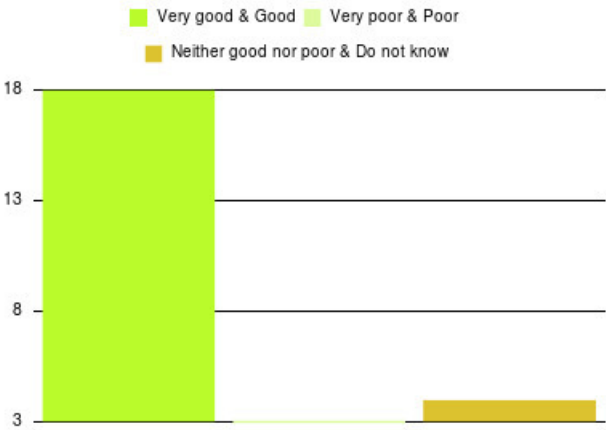
Pain Management - Hull Summary

Number of responses: 25

Experience	Amount	Percentage
Very good	14	56.000%
Good	4	16.000%
Neither good nor poor	4	16.000%
Poor	1	4.000%
Very poor	2	8.000%
Do not know	0	0.000%



Experience	Amount	Percentage
Very good & Good	18	72.000%
Very poor & Poor	3	12.000%
Neither good nor poor & Do not know	4	16.000%

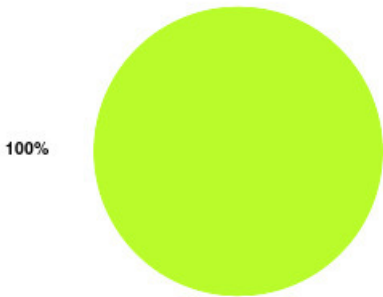


Parkinson's Hub (ICC) Summary

Number of responses: 7

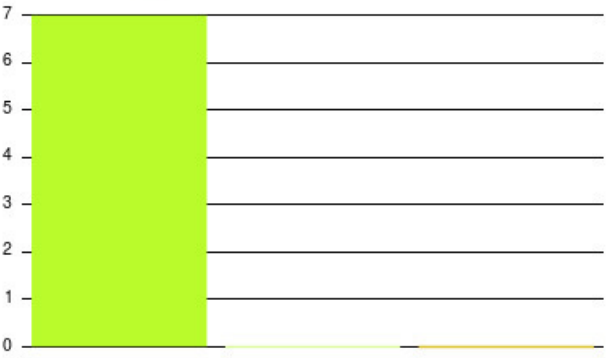
Experience	Amount	Percentage
Very good	7	100.000%
Good	0	0.000%
Neither good nor poor	0	0.000%
Poor	0	0.000%
Very poor	0	0.000%
Do not know	0	0.000%

Very good Good Neither good nor poor Poor
Very poor Do not know



Experience	Amount	Percentage
Very good & Good	7	100.000%
Very poor & Poor	0	0.000%
Neither good nor poor & Do not know	0	0.000%

Very good & Good Very poor & Poor
Neither good nor poor & Do not know



PAUL for Brain recovery Summary

Number of responses: 0

Pharmacies Summary

Number of responses: 0

Phlebotomy - Withernsea Hospital Summary

Number of responses: 0

Prison Healthcare: DART (Hull) Summary

Number of responses: 0

Prison Healthcare: DART (Humber) Summary

Number of responses: 0

Prison Healthcare: Dental (Hull) Summary

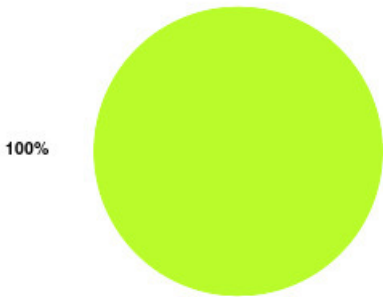
Number of responses: 0

Prison Healthcare: Dental (Humber) Summary

Number of responses: 5

Experience	Amount	Percentage
Very good	5	100.000%
Good	0	0.000%
Neither good nor poor	0	0.000%
Poor	0	0.000%
Very poor	0	0.000%
Do not know	0	0.000%

Very good Good Neither good nor poor Poor
Very poor Do not know



Experience	Amount	Percentage
Very good & Good	5	100.000%
Very poor & Poor	0	0.000%
Neither good nor poor & Do not know	0	0.000%

Very good & Good Very poor & Poor
Neither good nor poor & Do not know



Prison Healthcare: GP (Hull) Summary

Number of responses: 0

Prison Healthcare: GP (Humber) Summary

Number of responses: 0

Prison Healthcare: Mental Health (Hull) Summary

Number of responses: 0

Prison Healthcare: Mental Health (Humber) Summary

Number of responses: 0

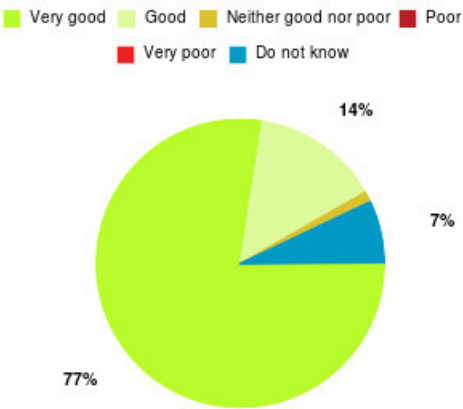
Prison Healthcare: Primary Care (Hull) Summary

Number of responses: 0

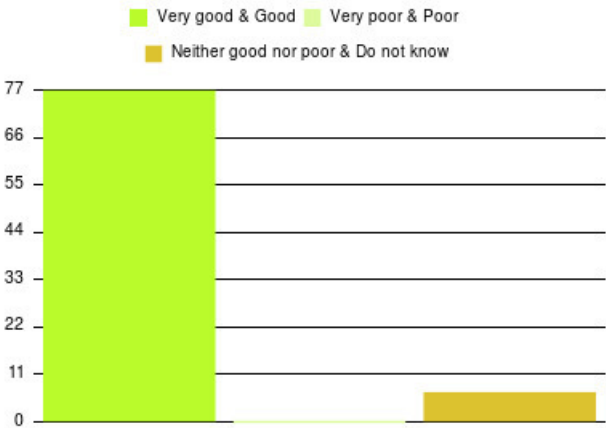
Prison Healthcare: Primary Care (Humber) Summary

Number of responses: 84

Experience	Amount	Percentage
Very good	65	77.381%
Good	12	14.286%
Neither good nor poor	1	1.190%
Poor	0	0.000%
Very poor	0	0.000%
Do not know	6	7.143%



Experience	Amount	Percentage
Very good & Good	77	91.667%
Very poor & Poor	0	0.000%
Neither good nor poor & Do not know	7	8.333%

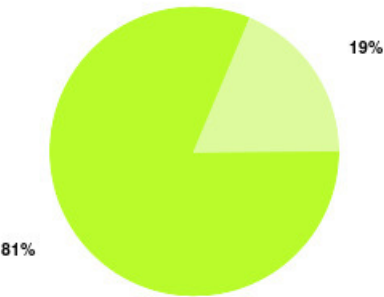


Pulmonary Rehab Summary

Number of responses: 16

Experience	Amount	Percentage
Very good	13	81.250%
Good	3	18.750%
Neither good nor poor	0	0.000%
Poor	0	0.000%
Very poor	0	0.000%
Do not know	0	0.000%

Very good Good Neither good nor poor Poor
Very poor Do not know



Experience	Amount	Percentage
Very good & Good	16	100.000%
Very poor & Poor	0	0.000%
Neither good nor poor & Do not know	0	0.000%

Very good & Good Very poor & Poor
Neither good nor poor & Do not know

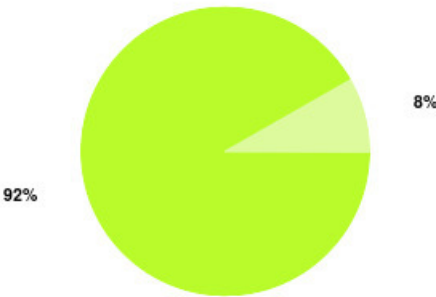


Pulmonary Rehab (East Riding) Summary

Number of responses: 12

Experience	Amount	Percentage
Very good	11	91.667%
Good	1	8.333%
Neither good nor poor	0	0.000%
Poor	0	0.000%
Very poor	0	0.000%
Do not know	0	0.000%

Very good Good Neither good nor poor Poor
Very poor Do not know



Experience	Amount	Percentage
Very good & Good	12	100.000%
Very poor & Poor	0	0.000%
Neither good nor poor & Do not know	0	0.000%

Very good & Good Very poor & Poor
Neither good nor poor & Do not know

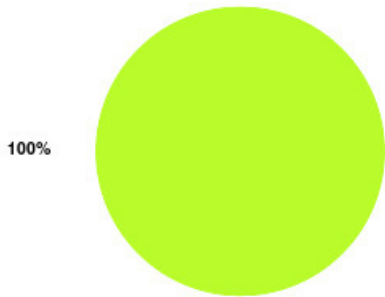


Rossmore Stroke Beds Summary

Number of responses: 2

Experience	Amount	Percentage
Very good	2	100.000%
Good	0	0.000%
Neither good nor poor	0	0.000%
Poor	0	0.000%
Very poor	0	0.000%
Do not know	0	0.000%

Very good Good Neither good nor poor Poor
Very poor Do not know



Experience	Amount	Percentage
Very good & Good	2	100.000%
Very poor & Poor	0	0.000%
Neither good nor poor & Do not know	0	0.000%

Very good & Good Very poor & Poor
Neither good nor poor & Do not know

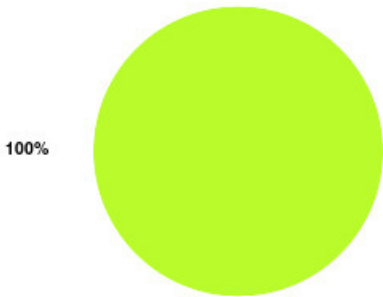


School Health + Summary

Number of responses: 1

Experience	Amount	Percentage
Very good	1	100.000%
Good	0	0.000%
Neither good nor poor	0	0.000%
Poor	0	0.000%
Very poor	0	0.000%
Do not know	0	0.000%

Very good Good Neither good nor poor Poor
Very poor Do not know



Experience	Amount	Percentage
Very good & Good	1	100.000%
Very poor & Poor	0	0.000%
Neither good nor poor & Do not know	0	0.000%

Very good & Good Very poor & Poor
Neither good nor poor & Do not know

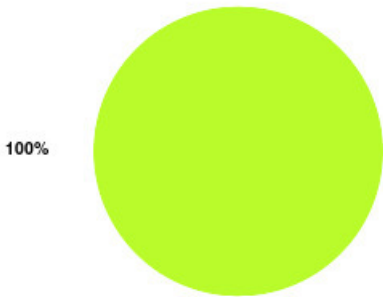


School Nursing Summary

Number of responses: 4

Experience	Amount	Percentage
Very good	4	100.000%
Good	0	0.000%
Neither good nor poor	0	0.000%
Poor	0	0.000%
Very poor	0	0.000%
Do not know	0	0.000%

Very good Good Neither good nor poor Poor
Very poor Do not know



Experience	Amount	Percentage
Very good & Good	4	100.000%
Very poor & Poor	0	0.000%
Neither good nor poor & Do not know	0	0.000%

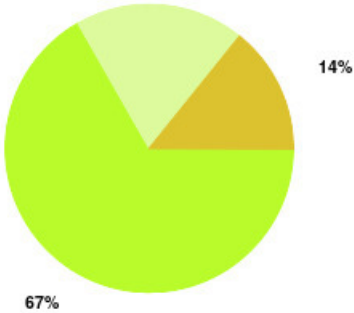
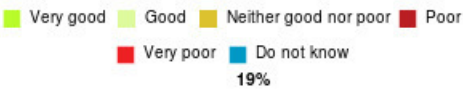
Very good & Good Very poor & Poor
Neither good nor poor & Do not know



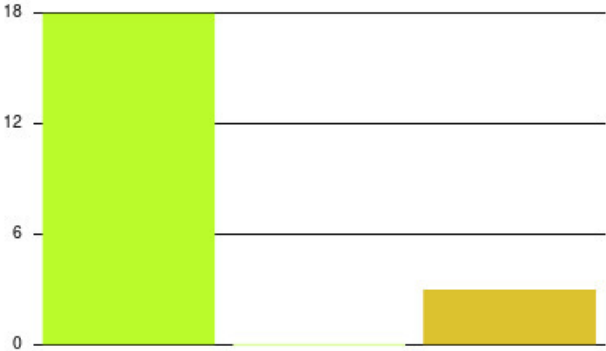
School Nursing - PHSE Summary

Number of responses: 21

Experience	Amount	Percentage
Very good	14	66.667%
Good	4	19.048%
Neither good nor poor	3	14.286%
Poor	0	0.000%
Very poor	0	0.000%
Do not know	0	0.000%



Experience	Amount	Percentage
Very good & Good	18	85.714%
Very poor & Poor	0	0.000%
Neither good nor poor & Do not know	3	14.286%

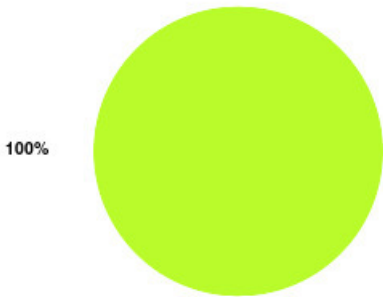


School Nursing - School Screening Summary

Number of responses: 1

Experience	Amount	Percentage
Very good	1	100.000%
Good	0	0.000%
Neither good nor poor	0	0.000%
Poor	0	0.000%
Very poor	0	0.000%
Do not know	0	0.000%

Very good Good Neither good nor poor Poor
Very poor Do not know



Experience	Amount	Percentage
Very good & Good	1	100.000%
Very poor & Poor	0	0.000%
Neither good nor poor & Do not know	0	0.000%

Very good & Good Very poor & Poor
Neither good nor poor & Do not know



Sexual Health - Erectile Dysfunction (East Riding) Summary

Number of responses: 0

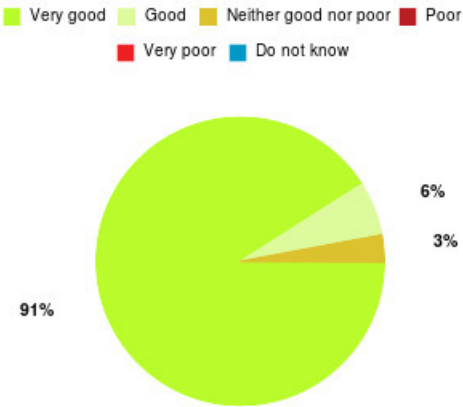
Sexual Health - Erectile Dysfunction (Hull) Summary

Number of responses: 0

Sexual Health - GUM & Family Planning (East Riding) Summary

Number of responses: 33

Experience	Amount	Percentage
Very good	30	90.909%
Good	2	6.061%
Neither good nor poor	1	3.030%
Poor	0	0.000%
Very poor	0	0.000%
Do not know	0	0.000%



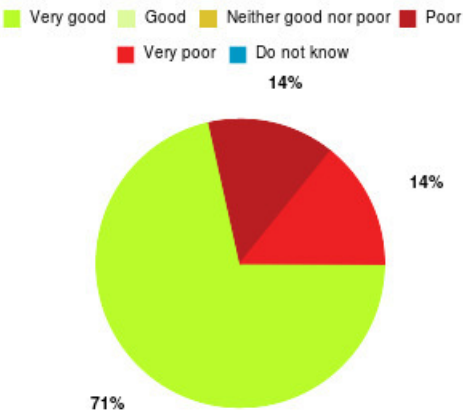
Experience	Amount	Percentage
Very good & Good	32	96.970%
Very poor & Poor	0	0.000%
Neither good nor poor & Do not know	1	3.030%



Sexual Health - GUM & Family Planning (Hull) Summary

Number of responses: 7

Experience	Amount	Percentage
Very good	5	71.429%
Good	0	0.000%
Neither good nor poor	0	0.000%
Poor	1	14.286%
Very poor	1	14.286%
Do not know	0	0.000%



Experience	Amount	Percentage
Very good & Good	5	71.429%
Very poor & Poor	2	28.571%
Neither good nor poor & Do not know	0	0.000%



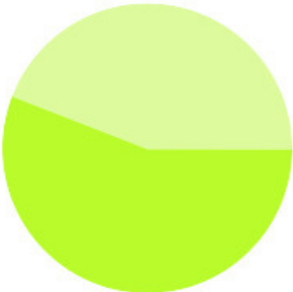
Sexual Health - Outreach (East Riding) Summary

Number of responses: 43

Experience	Amount	Percentage
Very good	24	55.814%
Good	19	44.186%
Neither good nor poor	0	0.000%
Poor	0	0.000%
Very poor	0	0.000%
Do not know	0	0.000%


Experience	Amount	Percentage
Very good & Good	43	100.000%
Very poor & Poor	0	0.000%
Neither good nor poor & Do not know	0	0.000%

Very good Good Neither good nor poor Poor
Very poor Do not know
44%



56%

Very good & Good Very poor & Poor
Neither good nor poor & Do not know

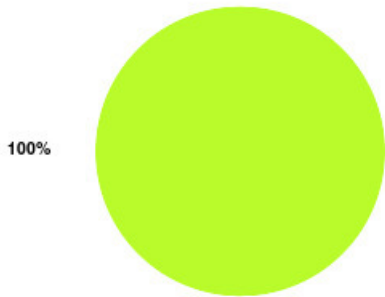


Sexual Health - Outreach (Hull) Summary

Number of responses: 6


Experience	Amount	Percentage
Very good	6	100.000%
Good	0	0.000%
Neither good nor poor	0	0.000%
Poor	0	0.000%
Very poor	0	0.000%
Do not know	0	0.000%

Very good Good Neither good nor poor Poor
Very poor Do not know



Experience	Amount	Percentage
Very good & Good	6	100.000%
Very poor & Poor	0	0.000%
Neither good nor poor & Do not know	0	0.000%

Very good & Good Very poor & Poor
Neither good nor poor & Do not know



Sexual Health - Ultrasound (Hull) Summary

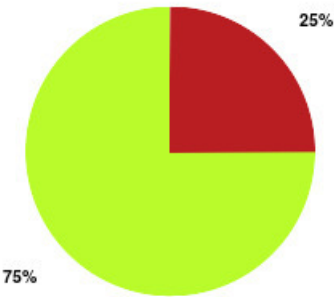
Number of responses: 0

Sexual Health - Unplanned Pregnancy Service Summary

Number of responses: 4

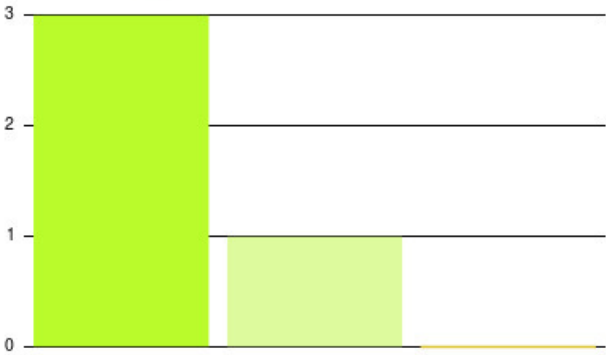
Experience	Amount	Percentage
Very good	3	75.000%
Good	0	0.000%
Neither good nor poor	0	0.000%
Poor	1	25.000%
Very poor	0	0.000%
Do not know	0	0.000%

Very good Good Neither good nor poor Poor
Very poor Do not know



Experience	Amount	Percentage
Very good & Good	3	75.000%
Very poor & Poor	1	25.000%
Neither good nor poor & Do not know	0	0.000%

Very good & Good Very poor & Poor
Neither good nor poor & Do not know

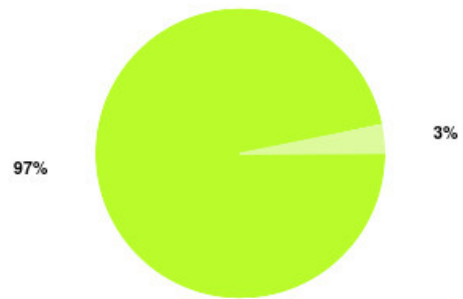


Sexual Health - Vasectomy (Hull) Summary

Number of responses: 31

Experience	Amount	Percentage
Very good	30	96.774%
Good	1	3.226%
Neither good nor poor	0	0.000%
Poor	0	0.000%
Very poor	0	0.000%
Do not know	0	0.000%

Very good Good Neither good nor poor Poor
Very poor Do not know



Experience	Amount	Percentage
Very good & Good	31	100.000%
Very poor & Poor	0	0.000%
Neither good nor poor & Do not know	0	0.000%

Very good & Good Very poor & Poor
Neither good nor poor & Do not know



Sexual Health - Women's Health (East Riding) Summary

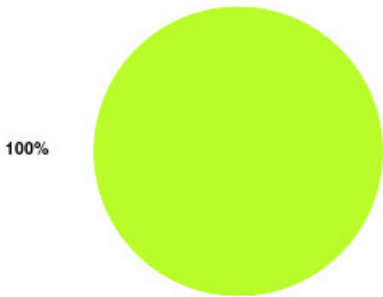
Number of responses: 0

Sexual Health - Women's Health (Hull) Summary

Number of responses: 1

Experience	Amount	Percentage
Very good	1	100.000%
Good	0	0.000%
Neither good nor poor	0	0.000%
Poor	0	0.000%
Very poor	0	0.000%
Do not know	0	0.000%

Very good Good Neither good nor poor Poor
Very poor Do not know



Experience	Amount	Percentage
Very good & Good	1	100.000%
Very poor & Poor	0	0.000%
Neither good nor poor & Do not know	0	0.000%

Very good & Good Very poor & Poor
Neither good nor poor & Do not know



Smokefree (Knowsley) Summary

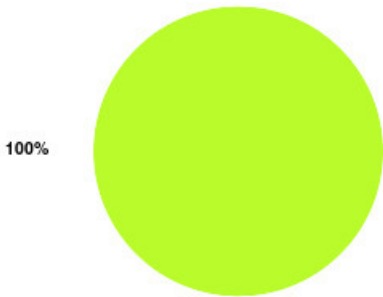
Number of responses: 0

Smokefree (St Helens) Summary

Number of responses: 12

Experience	Amount	Percentage
Very good	12	100.000%
Good	0	0.000%
Neither good nor poor	0	0.000%
Poor	0	0.000%
Very poor	0	0.000%
Do not know	0	0.000%

Very good Good Neither good nor poor Poor
Very poor Do not know



Experience	Amount	Percentage
Very good & Good	12	100.000%
Very poor & Poor	0	0.000%
Neither good nor poor & Do not know	0	0.000%

Very good & Good Very poor & Poor
Neither good nor poor & Do not know

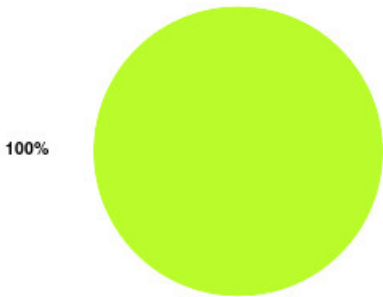


Specialist Palliative Care Services (EOL) Summary

Number of responses: 1

Experience	Amount	Percentage
Very good	1	100.000%
Good	0	0.000%
Neither good nor poor	0	0.000%
Poor	0	0.000%
Very poor	0	0.000%
Do not know	0	0.000%

Very good Good Neither good nor poor Poor
Very poor Do not know



Experience	Amount	Percentage
Very good & Good	1	100.000%
Very poor & Poor	0	0.000%
Neither good nor poor & Do not know	0	0.000%

Very good & Good Very poor & Poor
Neither good nor poor & Do not know

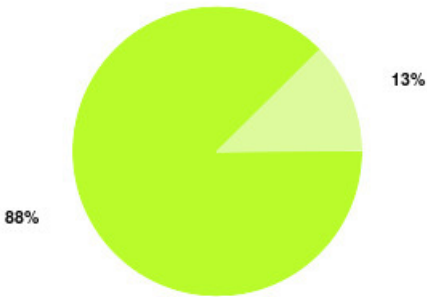


Speech and Language Therapy (East Riding) Summary

Number of responses: 8

Experience	Amount	Percentage
Very good	7	87.500%
Good	1	12.500%
Neither good nor poor	0	0.000%
Poor	0	0.000%
Very poor	0	0.000%
Do not know	0	0.000%

Very good Good Neither good nor poor Poor
Very poor Do not know



Experience	Amount	Percentage
Very good & Good	8	100.000%
Very poor & Poor	0	0.000%
Neither good nor poor & Do not know	0	0.000%

Very good & Good Very poor & Poor
Neither good nor poor & Do not know

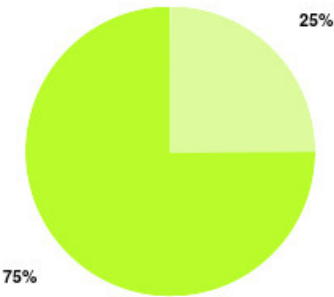


Speech and Language Therapy (Hull) Summary

Number of responses: 4

Experience	Amount	Percentage
Very good	3	75.000%
Good	1	25.000%
Neither good nor poor	0	0.000%
Poor	0	0.000%
Very poor	0	0.000%
Do not know	0	0.000%

Very good Good Neither good nor poor Poor
Very poor Do not know



Experience	Amount	Percentage
Very good & Good	4	100.000%
Very poor & Poor	0	0.000%
Neither good nor poor & Do not know	0	0.000%

Very good & Good Very poor & Poor
Neither good nor poor & Do not know

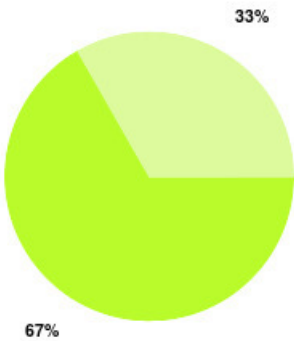


Stroke Team (East Riding) Summary

Number of responses: 3

Experience	Amount	Percentage
Very good	2	66.667%
Good	1	33.333%
Neither good nor poor	0	0.000%
Poor	0	0.000%
Very poor	0	0.000%
Do not know	0	0.000%

Very good Good Neither good nor poor Poor
Very poor Do not know



Experience	Amount	Percentage
Very good & Good	3	100.000%
Very poor & Poor	0	0.000%
Neither good nor poor & Do not know	0	0.000%

Very good & Good Very poor & Poor
Neither good nor poor & Do not know

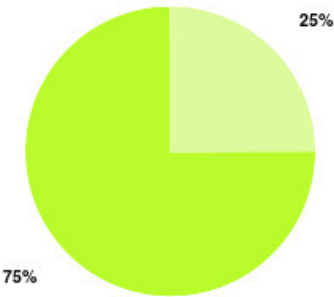


Stroke Team (Hull) Summary

Number of responses: 12

Experience	Amount	Percentage
Very good	9	75.000%
Good	3	25.000%
Neither good nor poor	0	0.000%
Poor	0	0.000%
Very poor	0	0.000%
Do not know	0	0.000%

Very good Good Neither good nor poor Poor
Very poor Do not know



Experience	Amount	Percentage
Very good & Good	12	100.000%
Very poor & Poor	0	0.000%
Neither good nor poor & Do not know	0	0.000%

Very good & Good Very poor & Poor
Neither good nor poor & Do not know



TB Nursing Team - East Riding Summary

Number of responses: 0

TB Nursing Team - Hull Summary

Number of responses: 0

Telehealth Summary

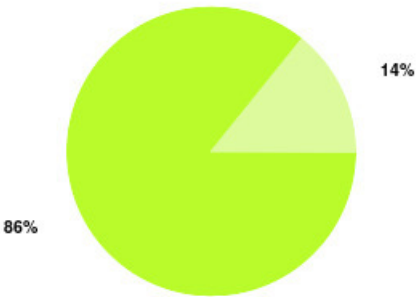
Number of responses: 0

Tier 3 Specialist Weight Management (SH) Summary

Number of responses: 7


Experience	Amount	Percentage
Very good	6	85.714%
Good	1	14.286%
Neither good nor poor	0	0.000%
Poor	0	0.000%
Very poor	0	0.000%
Do not know	0	0.000%

Very good Good Neither good nor poor Poor
Very poor Do not know



Experience	Amount	Percentage
Very good & Good	7	100.000%
Very poor & Poor	0	0.000%
Neither good nor poor & Do not know	0	0.000%

Very good & Good Very poor & Poor
Neither good nor poor & Do not know

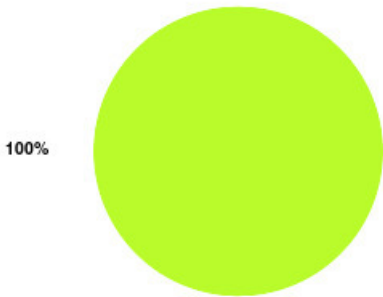


Treatment rooms (ER) Summary

Number of responses: 4

Experience	Amount	Percentage
Very good	4	100.000%
Good	0	0.000%
Neither good nor poor	0	0.000%
Poor	0	0.000%
Very poor	0	0.000%
Do not know	0	0.000%

Very good Good Neither good nor poor Poor
Very poor Do not know



Experience	Amount	Percentage
Very good & Good	4	100.000%
Very poor & Poor	0	0.000%
Neither good nor poor & Do not know	0	0.000%

Very good & Good Very poor & Poor
Neither good nor poor & Do not know

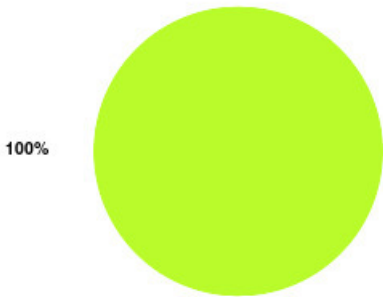


Treatment rooms (Hull) Summary

Number of responses: 3

Experience	Amount	Percentage
Very good	3	100.000%
Good	0	0.000%
Neither good nor poor	0	0.000%
Poor	0	0.000%
Very poor	0	0.000%
Do not know	0	0.000%

Very good Good Neither good nor poor Poor
Very poor Do not know



Experience	Amount	Percentage
Very good & Good	3	100.000%
Very poor & Poor	0	0.000%
Neither good nor poor & Do not know	0	0.000%

Very good & Good Very poor & Poor
Neither good nor poor & Do not know

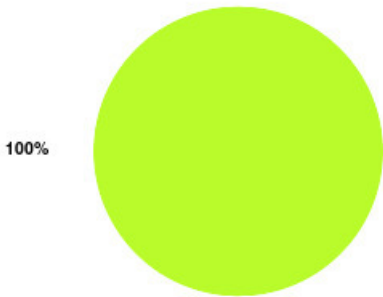


Vaccination Bus Summary

Number of responses: 14


Experience	Amount	Percentage
Very good	14	100.000%
Good	0	0.000%
Neither good nor poor	0	0.000%
Poor	0	0.000%
Very poor	0	0.000%
Do not know	0	0.000%

Very good Good Neither good nor poor Poor
Very poor Do not know



Experience	Amount	Percentage
Very good & Good	14	100.000%
Very poor & Poor	0	0.000%
Neither good nor poor & Do not know	0	0.000%

Very good & Good Very poor & Poor
Neither good nor poor & Do not know

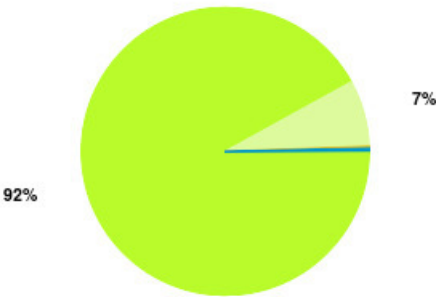


Vaccination Centre Summary

Number of responses: 457

Experience	Amount	Percentage
Very good	420	91.904%
Good	34	7.440%
Neither good nor poor	1	0.219%
Poor	0	0.000%
Very poor	0	0.000%
Do not know	2	0.438%

Very good Good Neither good nor poor Poor
Very poor Do not know



Experience	Amount	Percentage
Very good & Good	454	99.344%
Very poor & Poor	0	0.000%
Neither good nor poor & Do not know	3	0.656%

Very good & Good Very poor & Poor
Neither good nor poor & Do not know



Volunteer Hub Summary

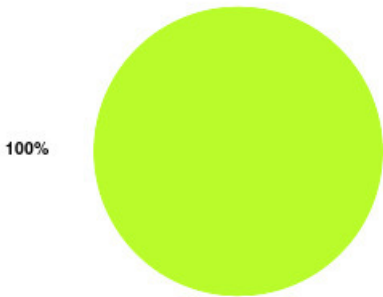
Number of responses: 0

Volunteering (SH) Summary

Number of responses: 10

Experience	Amount	Percentage
Very good	10	100.000%
Good	0	0.000%
Neither good nor poor	0	0.000%
Poor	0	0.000%
Very poor	0	0.000%
Do not know	0	0.000%

Very good Good Neither good nor poor Poor
Very poor Do not know



Experience	Amount	Percentage
Very good & Good	10	100.000%
Very poor & Poor	0	0.000%
Neither good nor poor & Do not know	0	0.000%

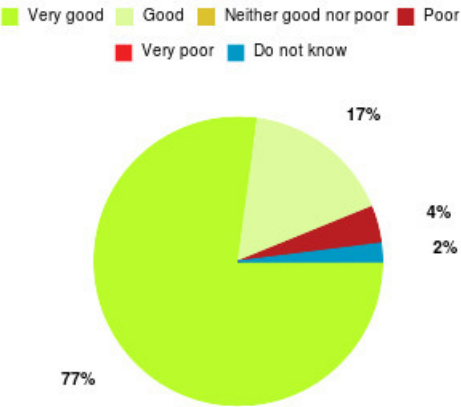
Very good & Good Very poor & Poor
Neither good nor poor & Do not know



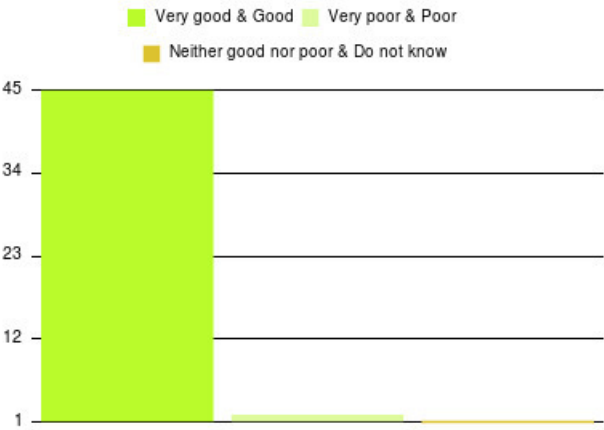
Weightwise Summary

Number of responses: 48

Experience	Amount	Percentage
Very good	37	77.083%
Good	8	16.667%
Neither good nor poor	0	0.000%
Poor	2	4.167%
Very poor	0	0.000%
Do not know	1	2.083%



Experience	Amount	Percentage
Very good & Good	45	93.750%
Very poor & Poor	2	4.167%
Neither good nor poor & Do not know	1	2.083%



Weightwise Extra (Childrens) Summary

Number of responses: 0

Withernsea 8 to 8 Centre Summary

Number of responses: 0

Wound Clinic (Beverley) Summary

Number of responses: 0

Wound Clinic (Driffield) Summary

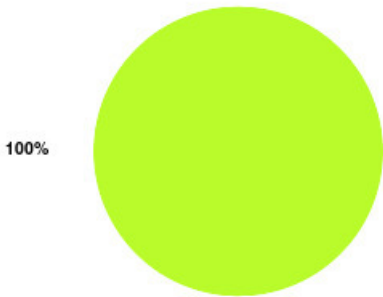
Number of responses: 0

Wound Clinic (Goole) Summary

Number of responses: 3

Experience	Amount	Percentage
Very good	3	100.000%
Good	0	0.000%
Neither good nor poor	0	0.000%
Poor	0	0.000%
Very poor	0	0.000%
Do not know	0	0.000%

Very good Good Neither good nor poor Poor
Very poor Do not know



Experience	Amount	Percentage
Very good & Good	3	100.000%
Very poor & Poor	0	0.000%
Neither good nor poor & Do not know	0	0.000%

Very good & Good Very poor & Poor
Neither good nor poor & Do not know



Wound Clinic (Hedon) Summary

Number of responses: 0

Wound clinic (Hessle) Summary

Number of responses: 0

Wound Clinic (Hornsea) Summary

Number of responses: 0

Wound Clinic (Macmillan Wolds - Bridlington) Summary

Number of responses: 0

Wound Clinic (Withernsea) Summary

Number of responses: 0
