

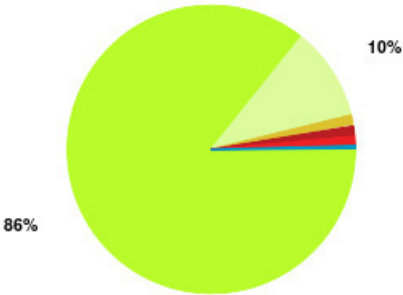
Monthly Report August 2021

Overall CHCP CIC Summary

Number of responses: 2398

Experience	Amount	Percentage
Very good	2054	85.655%
Good	250	10.425%
Neither good nor poor	30	1.251%
Poor	27	1.126%
Very poor	25	1.043%
Do not know	12	0.500%

Very good Good Neither good nor poor Poor
Very poor Do not know



Experience	Amount	Percentage
Very good & Good	2304	96.080%
Very poor & Poor	52	2.168%
Neither good nor poor & Do not know	42	1.751%

Very good & Good Very poor & Poor
Neither good nor poor & Do not know



Active Recovery Beds - ER Summary

Number of responses: 1

Experience	Amount	Percentage
Very good	1	100.000%
Good	0	0.000%
Neither good nor poor	0	0.000%
Poor	0	0.000%
Very poor	0	0.000%
Do not know	0	0.000%

Very good Good Neither good nor poor Poor
Very poor Do not know



Experience	Amount	Percentage
Very good & Good	1	100.000%
Very poor & Poor	0	0.000%
Neither good nor poor & Do not know	0	0.000%

Very good & Good Very poor & Poor
Neither good nor poor & Do not know



Anticoagulation Summary

Number of responses: 1

Experience	Amount	Percentage
Very good	1	100.000%
Good	0	0.000%
Neither good nor poor	0	0.000%
Poor	0	0.000%
Very poor	0	0.000%
Do not know	0	0.000%

Very good Good Neither good nor poor Poor
Very poor Do not know



Experience	Amount	Percentage
Very good & Good	1	100.000%
Very poor & Poor	0	0.000%
Neither good nor poor & Do not know	0	0.000%

Very good & Good Very poor & Poor
Neither good nor poor & Do not know

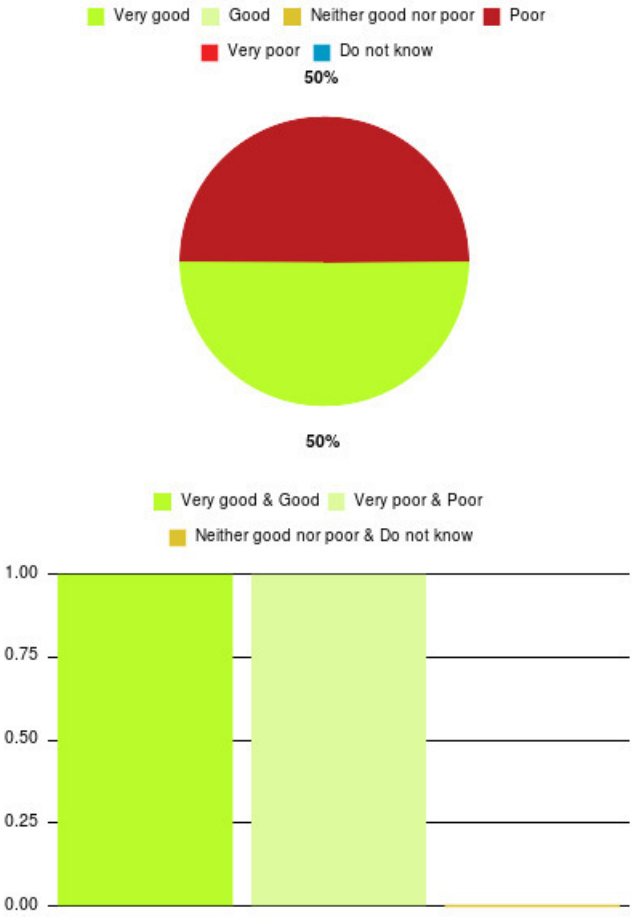


Beverley UTC Summary

Number of responses: 2

Experience	Amount	Percentage
Very good	1	50.000%
Good	0	0.000%
Neither good nor poor	0	0.000%
Poor	1	50.000%
Very poor	0	0.000%
Do not know	0	0.000%

Experience	Amount	Percentage
Very good & Good	1	50.000%
Very poor & Poor	1	50.000%
Neither good nor poor & Do not know	0	0.000%

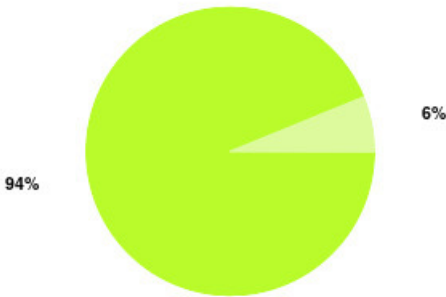


Bladder and Bowel (East Riding) Summary

Number of responses: 16

Experience	Amount	Percentage
Very good	15	93.750%
Good	1	6.250%
Neither good nor poor	0	0.000%
Poor	0	0.000%
Very poor	0	0.000%
Do not know	0	0.000%

Very good Good Neither good nor poor Poor
Very poor Do not know



Experience	Amount	Percentage
Very good & Good	16	100.000%
Very poor & Poor	0	0.000%
Neither good nor poor & Do not know	0	0.000%

Very good & Good Very poor & Poor
Neither good nor poor & Do not know

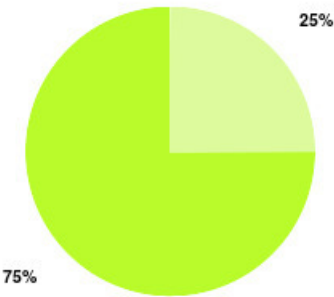


Bladder and Bowel (Hull) Summary

Number of responses: 4


Experience	Amount	Percentage
Very good	3	75.000%
Good	1	25.000%
Neither good nor poor	0	0.000%
Poor	0	0.000%
Very poor	0	0.000%
Do not know	0	0.000%

Very good Good Neither good nor poor Poor
Very poor Do not know



Experience	Amount	Percentage
Very good & Good	4	100.000%
Very poor & Poor	0	0.000%
Neither good nor poor & Do not know	0	0.000%

Very good & Good Very poor & Poor
Neither good nor poor & Do not know



Bridlington UTC Summary

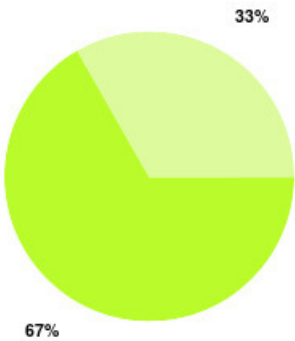
Number of responses: 0

Cardiac Rehab (East Riding) Summary

Number of responses: 12

Experience	Amount	Percentage
Very good	8	66.667%
Good	4	33.333%
Neither good nor poor	0	0.000%
Poor	0	0.000%
Very poor	0	0.000%
Do not know	0	0.000%

Very good Good Neither good nor poor Poor
Very poor Do not know



Experience	Amount	Percentage
Very good & Good	12	100.000%
Very poor & Poor	0	0.000%
Neither good nor poor & Do not know	0	0.000%

Very good & Good Very poor & Poor
Neither good nor poor & Do not know

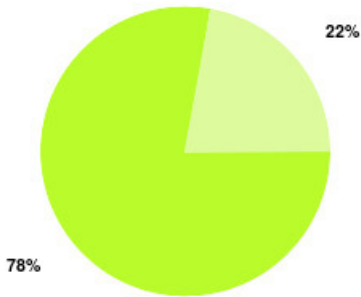


Cardiac Rehab (Hull) Summary

Number of responses: 18

Experience	Amount	Percentage
Very good	14	77.778%
Good	4	22.222%
Neither good nor poor	0	0.000%
Poor	0	0.000%
Very poor	0	0.000%
Do not know	0	0.000%

Very good Good Neither good nor poor Poor
Very poor Do not know



Experience	Amount	Percentage
Very good & Good	18	100.000%
Very poor & Poor	0	0.000%
Neither good nor poor & Do not know	0	0.000%

Very good & Good Very poor & Poor
Neither good nor poor & Do not know



Care Co-ordination Hub (247111) Summary

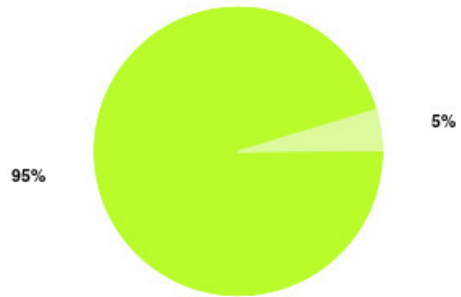
Number of responses: 0

Carers' Information and Support Service Summary

Number of responses: 21

Experience	Amount	Percentage
Very good	20	95.238%
Good	1	4.762%
Neither good nor poor	0	0.000%
Poor	0	0.000%
Very poor	0	0.000%
Do not know	0	0.000%

Very good Good Neither good nor poor Poor
Very poor Do not know



Experience	Amount	Percentage
Very good & Good	21	100.000%
Very poor & Poor	0	0.000%
Neither good nor poor & Do not know	0	0.000%

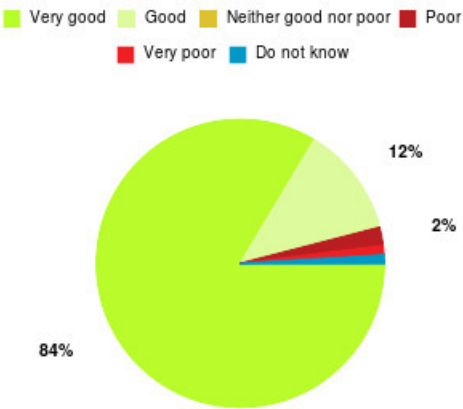
Very good & Good Very poor & Poor
Neither good nor poor & Do not know



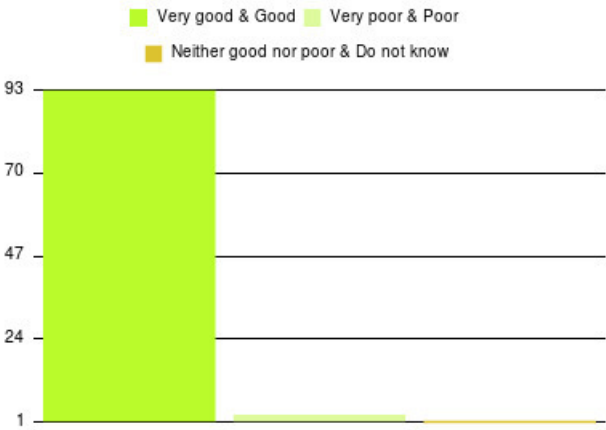
CHPL - Bransholme Summary

Number of responses: 97

Experience	Amount	Percentage
Very good	81	83.505%
Good	12	12.371%
Neither good nor poor	0	0.000%
Poor	2	2.062%
Very poor	1	1.031%
Do not know	1	1.031%



Experience	Amount	Percentage
Very good & Good	93	95.876%
Very poor & Poor	3	3.093%
Neither good nor poor & Do not know	1	1.031%

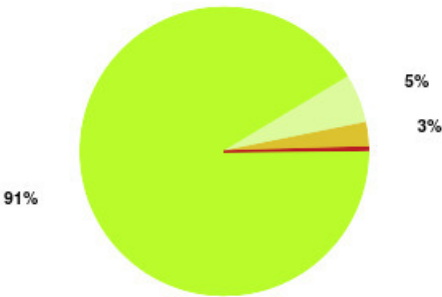


CHPL - Southcoates/Marfleet Summary

Number of responses: 184

Experience	Amount	Percentage
Very good	168	91.304%
Good	10	5.435%
Neither good nor poor	5	2.717%
Poor	1	0.543%
Very poor	0	0.000%
Do not know	0	0.000%

Very good Good Neither good nor poor Poor
Very poor Do not know



Experience	Amount	Percentage
Very good & Good	178	96.739%
Very poor & Poor	1	0.543%
Neither good nor poor & Do not know	5	2.717%

Very good & Good Very poor & Poor
Neither good nor poor & Do not know



Community Activity programme (SH) Summary

Number of responses: 0

Community Children's Nursing Services Summary

Number of responses: 0

Community Food Team (SH) Summary

Number of responses: 3

Experience	Amount	Percentage
Very good	3	100.000%
Good	0	0.000%
Neither good nor poor	0	0.000%
Poor	0	0.000%
Very poor	0	0.000%
Do not know	0	0.000%

Very good Good Neither good nor poor Poor
Very poor Do not know



Experience	Amount	Percentage
Very good & Good	3	100.000%
Very poor & Poor	0	0.000%
Neither good nor poor & Do not know	0	0.000%

Very good & Good Very poor & Poor
Neither good nor poor & Do not know



Community Heart Failure Nursing Service ER Summary

Number of responses: 0

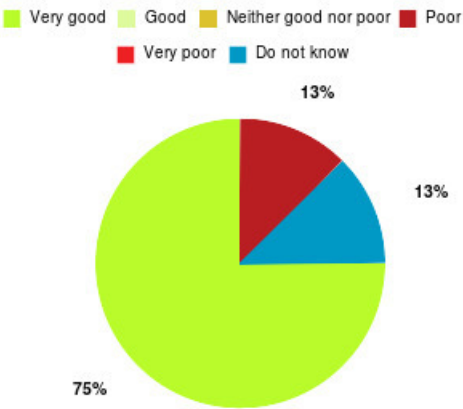
Community Heart Failure Nursing Service Hull Summary

Number of responses: 0

Community Nursing (ER) Summary

Number of responses: 8

Experience	Amount	Percentage
Very good	6	75.000%
Good	0	0.000%
Neither good nor poor	0	0.000%
Poor	1	12.500%
Very poor	0	0.000%
Do not know	1	12.500%



Experience	Amount	Percentage
Very good & Good	6	75.000%
Very poor & Poor	1	12.500%
Neither good nor poor & Do not know	1	12.500%

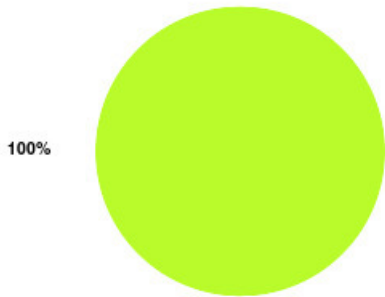


Community Nursing (Hull) Summary

Number of responses: 1

Experience	Amount	Percentage
Very good	1	100.000%
Good	0	0.000%
Neither good nor poor	0	0.000%
Poor	0	0.000%
Very poor	0	0.000%
Do not know	0	0.000%

Very good Good Neither good nor poor Poor
Very poor Do not know



Experience	Amount	Percentage
Very good & Good	1	100.000%
Very poor & Poor	0	0.000%
Neither good nor poor & Do not know	0	0.000%

Very good & Good Very poor & Poor
Neither good nor poor & Do not know



Community Rehab - Physiotherapy & Occupational Therapy (ER) Summary

Number of responses: 30

Experience	Amount	Percentage
Very good	30	100.000%
Good	0	0.000%
Neither good nor poor	0	0.000%
Poor	0	0.000%
Very poor	0	0.000%
Do not know	0	0.000%

Very good Good Neither good nor poor Poor
Very poor Do not know



Experience	Amount	Percentage
Very good & Good	30	100.000%
Very poor & Poor	0	0.000%
Neither good nor poor & Do not know	0	0.000%

Very good & Good Very poor & Poor
Neither good nor poor & Do not know

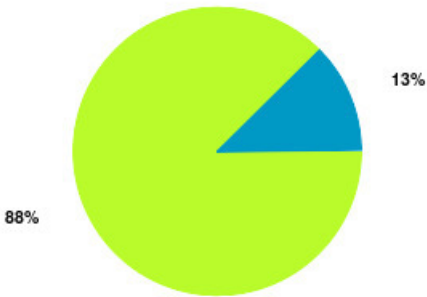


Community Rehab - Physiotherapy & Occupational Therapy (Hull) Summary

Number of responses: 8

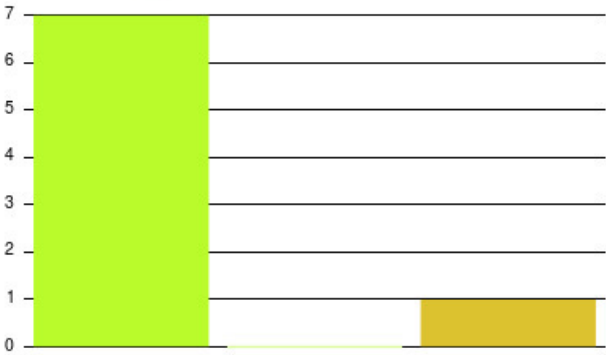
Experience	Amount	Percentage
Very good	7	87.500%
Good	0	0.000%
Neither good nor poor	0	0.000%
Poor	0	0.000%
Very poor	0	0.000%
Do not know	1	12.500%

Very good Good Neither good nor poor Poor
Very poor Do not know



Experience	Amount	Percentage
Very good & Good	7	87.500%
Very poor & Poor	0	0.000%
Neither good nor poor & Do not know	1	12.500%

Very good & Good Very poor & Poor
Neither good nor poor & Do not know

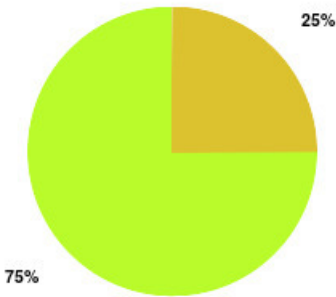


Community Ward (ERCH) Summary

Number of responses: 8

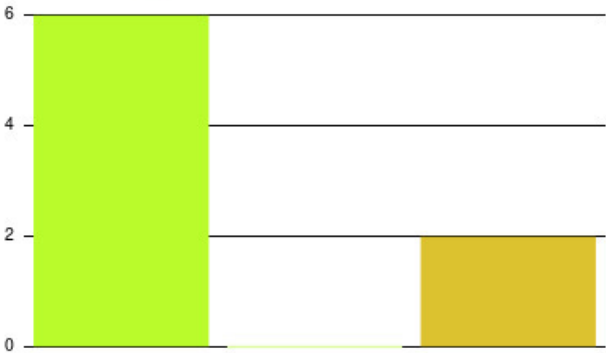
Experience	Amount	Percentage
Very good	6	75.000%
Good	0	0.000%
Neither good nor poor	2	25.000%
Poor	0	0.000%
Very poor	0	0.000%
Do not know	0	0.000%

Very good Good Neither good nor poor Poor
Very poor Do not know



Experience	Amount	Percentage
Very good & Good	6	75.000%
Very poor & Poor	0	0.000%
Neither good nor poor & Do not know	2	25.000%

Very good & Good Very poor & Poor
Neither good nor poor & Do not know



Customer Services Summary

Number of responses: 2

Experience	Amount	Percentage
Very good	2	100.000%
Good	0	0.000%
Neither good nor poor	0	0.000%
Poor	0	0.000%
Very poor	0	0.000%
Do not know	0	0.000%

Very good Good Neither good nor poor Poor
Very poor Do not know



Experience	Amount	Percentage
Very good & Good	2	100.000%
Very poor & Poor	0	0.000%
Neither good nor poor & Do not know	0	0.000%

Very good & Good Very poor & Poor
Neither good nor poor & Do not know

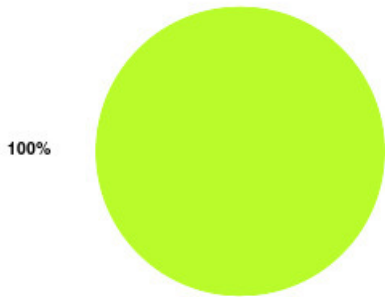


Deep Vein Thrombosis Summary

Number of responses: 4

Experience	Amount	Percentage
Very good	4	100.000%
Good	0	0.000%
Neither good nor poor	0	0.000%
Poor	0	0.000%
Very poor	0	0.000%
Do not know	0	0.000%

Very good Good Neither good nor poor Poor
Very poor Do not know



Experience	Amount	Percentage
Very good & Good	4	100.000%
Very poor & Poor	0	0.000%
Neither good nor poor & Do not know	0	0.000%

Very good & Good Very poor & Poor
Neither good nor poor & Do not know



Dental - Beverley PDS Summary

Number of responses: 13

Experience	Amount	Percentage
Very good	13	100.000%
Good	0	0.000%
Neither good nor poor	0	0.000%
Poor	0	0.000%
Very poor	0	0.000%
Do not know	0	0.000%

Very good Good Neither good nor poor Poor
Very poor Do not know



Experience	Amount	Percentage
Very good & Good	13	100.000%
Very poor & Poor	0	0.000%
Neither good nor poor & Do not know	0	0.000%

Very good & Good Very poor & Poor
Neither good nor poor & Do not know



Dental - Bridlington CDS Summary

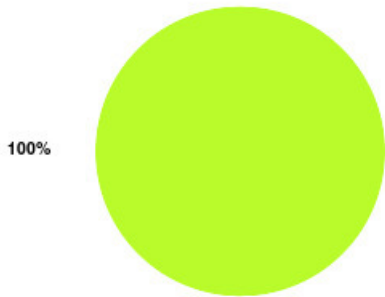
Number of responses: 0

Dental - Driffield PDS Summary

Number of responses: 2

Experience	Amount	Percentage
Very good	2	100.000%
Good	0	0.000%
Neither good nor poor	0	0.000%
Poor	0	0.000%
Very poor	0	0.000%
Do not know	0	0.000%

Very good Good Neither good nor poor Poor
Very poor Do not know



Experience	Amount	Percentage
Very good & Good	2	100.000%
Very poor & Poor	0	0.000%
Neither good nor poor & Do not know	0	0.000%

Very good & Good Very poor & Poor
Neither good nor poor & Do not know



Dental - Goole CDS Summary

Number of responses: 0

Dental - Goole PDS Summary

Number of responses: 1

Experience	Amount	Percentage
Very good	1	100.000%
Good	0	0.000%
Neither good nor poor	0	0.000%
Poor	0	0.000%
Very poor	0	0.000%
Do not know	0	0.000%

Very good Good Neither good nor poor Poor
Very poor Do not know



Experience	Amount	Percentage
Very good & Good	1	100.000%
Very poor & Poor	0	0.000%
Neither good nor poor & Do not know	0	0.000%

Very good & Good Very poor & Poor
Neither good nor poor & Do not know

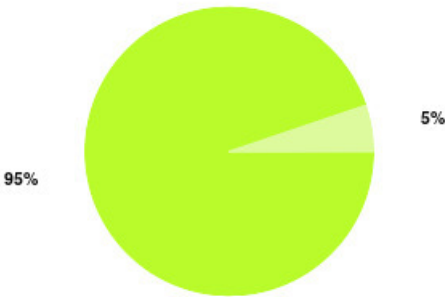


Dental - Highlands CDS Summary

Number of responses: 38

Experience	Amount	Percentage
Very good	36	94.737%
Good	2	5.263%
Neither good nor poor	0	0.000%
Poor	0	0.000%
Very poor	0	0.000%
Do not know	0	0.000%

Very good Good Neither good nor poor Poor
Very poor Do not know



Experience	Amount	Percentage
Very good & Good	38	100.000%
Very poor & Poor	0	0.000%
Neither good nor poor & Do not know	0	0.000%

Very good & Good Very poor & Poor
Neither good nor poor & Do not know



Dental - Jameson Street PDS Summary

Number of responses: 15

Experience	Amount	Percentage
Very good	15	100.000%
Good	0	0.000%
Neither good nor poor	0	0.000%
Poor	0	0.000%
Very poor	0	0.000%
Do not know	0	0.000%

Very good Good Neither good nor poor Poor
Very poor Do not know



Experience	Amount	Percentage
Very good & Good	15	100.000%
Very poor & Poor	0	0.000%
Neither good nor poor & Do not know	0	0.000%

Very good & Good Very poor & Poor
Neither good nor poor & Do not know

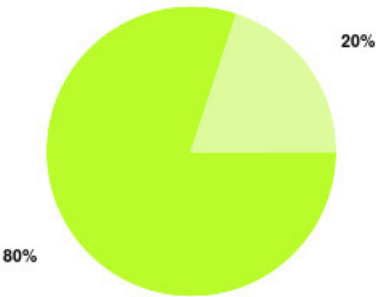


Dental - Orchard Park CDS Summary

Number of responses: 5

Experience	Amount	Percentage
Very good	4	80.000%
Good	1	20.000%
Neither good nor poor	0	0.000%
Poor	0	0.000%
Very poor	0	0.000%
Do not know	0	0.000%

Very good Good Neither good nor poor Poor
Very poor Do not know



Experience	Amount	Percentage
Very good & Good	5	100.000%
Very poor & Poor	0	0.000%
Neither good nor poor & Do not know	0	0.000%

Very good & Good Very poor & Poor
Neither good nor poor & Do not know

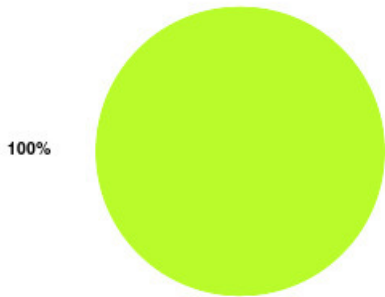


Dental - Pocklington PDS Summary

Number of responses: 3

Experience	Amount	Percentage
Very good	3	100.000%
Good	0	0.000%
Neither good nor poor	0	0.000%
Poor	0	0.000%
Very poor	0	0.000%
Do not know	0	0.000%

Very good Good Neither good nor poor Poor
Very poor Do not know



Experience	Amount	Percentage
Very good & Good	3	100.000%
Very poor & Poor	0	0.000%
Neither good nor poor & Do not know	0	0.000%

Very good & Good Very poor & Poor
Neither good nor poor & Do not know

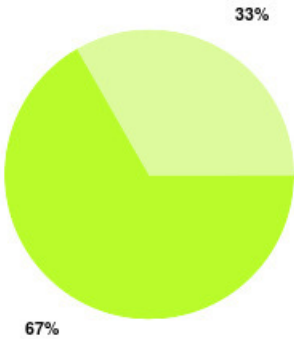


Dental - Withernsea PDS Summary

Number of responses: 3


Experience	Amount	Percentage
Very good	2	66.667%
Good	1	33.333%
Neither good nor poor	0	0.000%
Poor	0	0.000%
Very poor	0	0.000%
Do not know	0	0.000%

Very good Good Neither good nor poor Poor
Very poor Do not know



Experience	Amount	Percentage
Very good & Good	3	100.000%
Very poor & Poor	0	0.000%
Neither good nor poor & Do not know	0	0.000%

Very good & Good Very poor & Poor
Neither good nor poor & Do not know

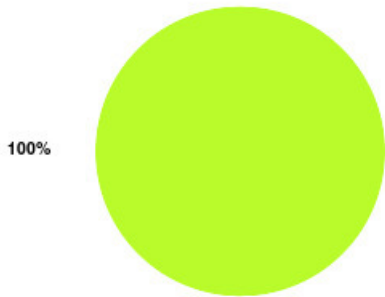


Diabetes Podiatry Summary

Number of responses: 4

Experience	Amount	Percentage
Very good	4	100.000%
Good	0	0.000%
Neither good nor poor	0	0.000%
Poor	0	0.000%
Very poor	0	0.000%
Do not know	0	0.000%

Very good Good Neither good nor poor Poor
Very poor Do not know



Experience	Amount	Percentage
Very good & Good	4	100.000%
Very poor & Poor	0	0.000%
Neither good nor poor & Do not know	0	0.000%

Very good & Good Very poor & Poor
Neither good nor poor & Do not know



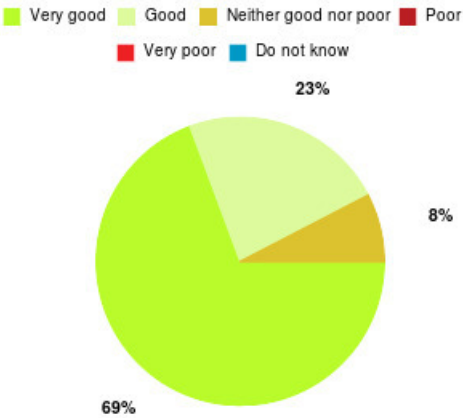
Diabetes Service (East Riding) Summary

Number of responses: 0

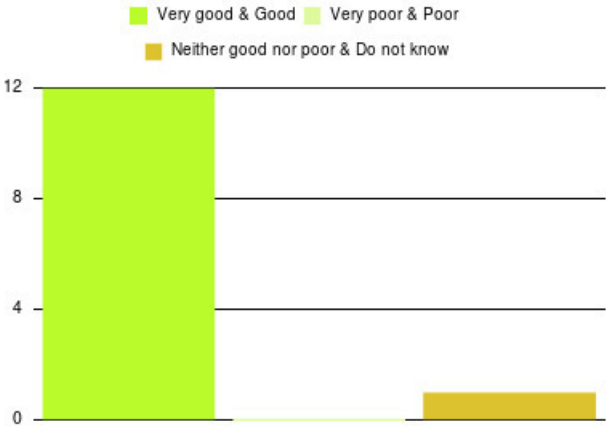
Dietetics (East Riding) Summary

Number of responses: 13

Experience	Amount	Percentage
Very good	9	69.231%
Good	3	23.077%
Neither good nor poor	1	7.692%
Poor	0	0.000%
Very poor	0	0.000%
Do not know	0	0.000%



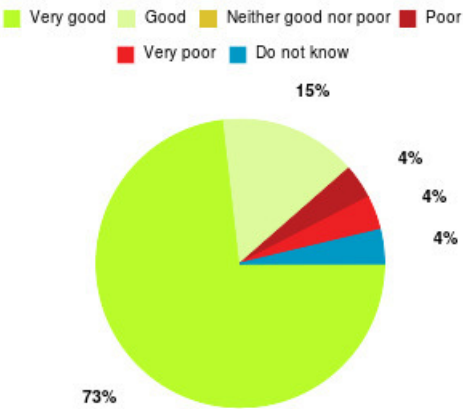
Experience	Amount	Percentage
Very good & Good	12	92.308%
Very poor & Poor	0	0.000%
Neither good nor poor & Do not know	1	7.692%



Dietetics (Hull) Summary

Number of responses: 26

Experience	Amount	Percentage
Very good	19	73.077%
Good	4	15.385%
Neither good nor poor	0	0.000%
Poor	1	3.846%
Very poor	1	3.846%
Do not know	1	3.846%



Experience	Amount	Percentage
Very good & Good	23	88.462%
Very poor & Poor	2	7.692%
Neither good nor poor & Do not know	1	3.846%



East Riding Frailty Team Summary

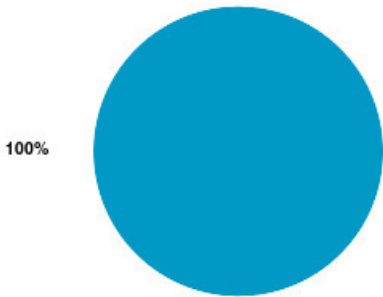
Number of responses: 0

Eating Disorders Summary

Number of responses: 1

Experience	Amount	Percentage
Very good	0	0.000%
Good	0	0.000%
Neither good nor poor	0	0.000%
Poor	0	0.000%
Very poor	0	0.000%
Do not know	1	100.000%

Very good Good Neither good nor poor Poor
Very poor Do not know



Experience	Amount	Percentage
Very good & Good	0	0.000%
Very poor & Poor	0	0.000%
Neither good nor poor & Do not know	1	100.000%

Very good & Good Very poor & Poor
Neither good nor poor & Do not know

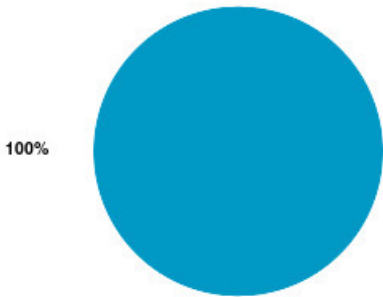


EMPOWER Summary

Number of responses: 1

Experience	Amount	Percentage
Very good	0	0.000%
Good	0	0.000%
Neither good nor poor	0	0.000%
Poor	0	0.000%
Very poor	0	0.000%
Do not know	1	100.000%

Very good Good Neither good nor poor Poor
Very poor Do not know



Experience	Amount	Percentage
Very good & Good	0	0.000%
Very poor & Poor	0	0.000%
Neither good nor poor & Do not know	1	100.000%

Very good & Good Very poor & Poor
Neither good nor poor & Do not know

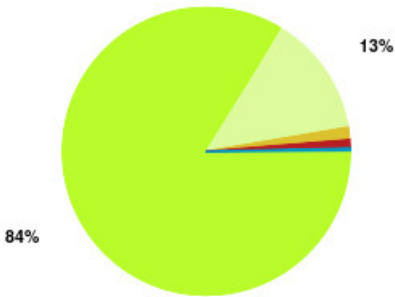


ER Podiatry Summary

Number of responses: 216

Experience	Amount	Percentage
Very good	181	83.796%
Good	29	13.426%
Neither good nor poor	3	1.389%
Poor	2	0.926%
Very poor	0	0.000%
Do not know	1	0.463%

Very good Good Neither good nor poor Poor
Very poor Do not know



Experience	Amount	Percentage
Very good & Good	210	97.222%
Very poor & Poor	2	0.926%
Neither good nor poor & Do not know	4	1.852%

Very good & Good Very poor & Poor
Neither good nor poor & Do not know



ER Tissue Viability Summary

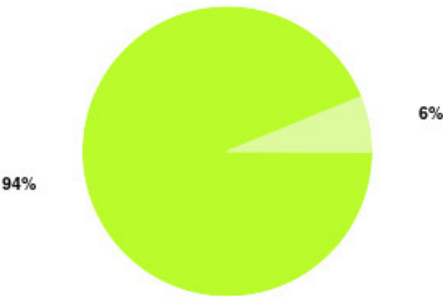
Number of responses: 0

Falls Team (East Riding) Summary

Number of responses: 16

Experience	Amount	Percentage
Very good	15	93.750%
Good	1	6.250%
Neither good nor poor	0	0.000%
Poor	0	0.000%
Very poor	0	0.000%
Do not know	0	0.000%

Very good Good Neither good nor poor Poor
Very poor Do not know



Experience	Amount	Percentage
Very good & Good	16	100.000%
Very poor & Poor	0	0.000%
Neither good nor poor & Do not know	0	0.000%

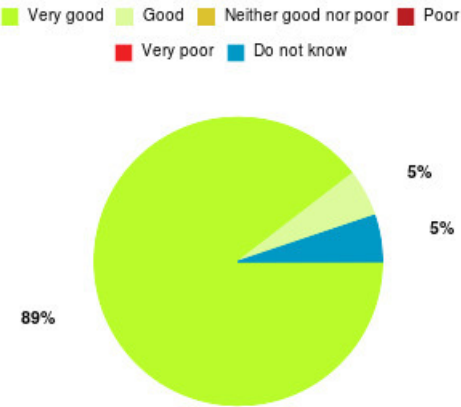
Very good & Good Very poor & Poor
Neither good nor poor & Do not know



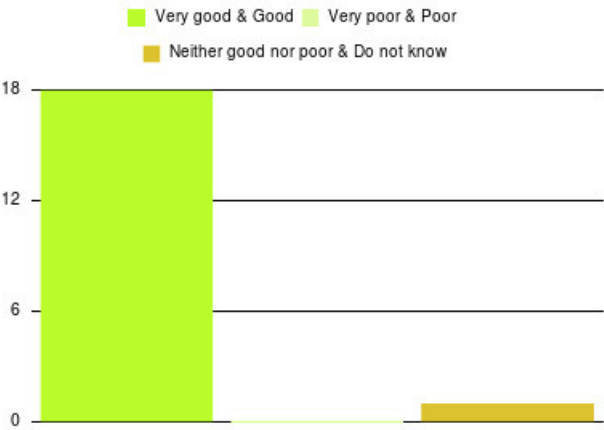
Falls Team (Hull) Summary

Number of responses: 19

Experience	Amount	Percentage
Very good	17	89.474%
Good	1	5.263%
Neither good nor poor	0	0.000%
Poor	0	0.000%
Very poor	0	0.000%
Do not know	1	5.263%



Experience	Amount	Percentage
Very good & Good	18	94.737%
Very poor & Poor	0	0.000%
Neither good nor poor & Do not know	1	5.263%



Fit4All Team (SH) Summary

Number of responses: 5


Experience	Amount	Percentage
Very good	5	100.000%
Good	0	0.000%
Neither good nor poor	0	0.000%
Poor	0	0.000%
Very poor	0	0.000%
Do not know	0	0.000%

Very good Good Neither good nor poor Poor
Very poor Do not know



Experience	Amount	Percentage
Very good & Good	5	100.000%
Very poor & Poor	0	0.000%
Neither good nor poor & Do not know	0	0.000%

Very good & Good Very poor & Poor
Neither good nor poor & Do not know



Flu Immunisation (ERY) Summary

Number of responses: 0

Gastroenterology Summary

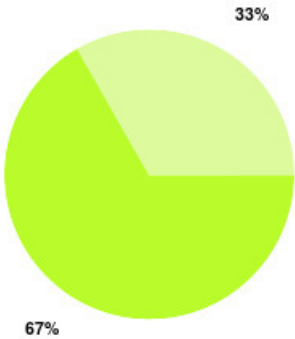
Number of responses: 0

Goole UTC Summary

Number of responses: 3


Experience	Amount	Percentage
Very good	2	66.667%
Good	1	33.333%
Neither good nor poor	0	0.000%
Poor	0	0.000%
Very poor	0	0.000%
Do not know	0	0.000%

Very good Good Neither good nor poor Poor
Very poor Do not know



Experience	Amount	Percentage
Very good & Good	3	100.000%
Very poor & Poor	0	0.000%
Neither good nor poor & Do not know	0	0.000%

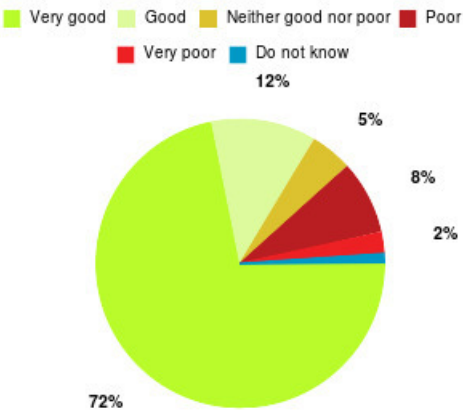
Very good & Good Very poor & Poor
Neither good nor poor & Do not know



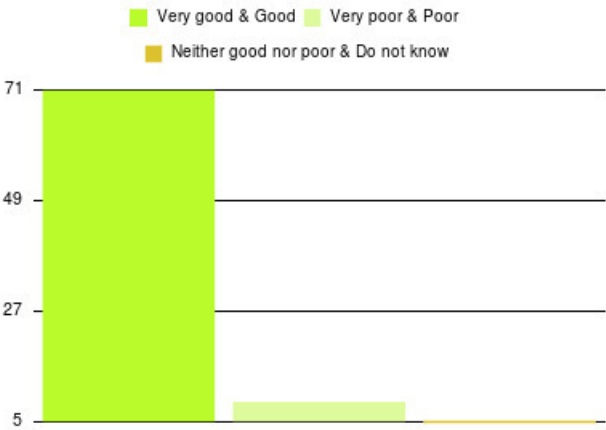
GP - East Park Surgery Summary

Number of responses: 85

Experience	Amount	Percentage
Very good	61	71.765%
Good	10	11.765%
Neither good nor poor	4	4.706%
Poor	7	8.235%
Very poor	2	2.353%
Do not know	1	1.176%



Experience	Amount	Percentage
Very good & Good	71	83.529%
Very poor & Poor	9	10.588%
Neither good nor poor & Do not know	5	5.882%

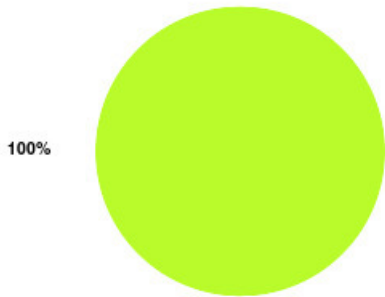


GP - Story Street Walk In Summary

Number of responses: 13

Experience	Amount	Percentage
Very good	13	100.000%
Good	0	0.000%
Neither good nor poor	0	0.000%
Poor	0	0.000%
Very poor	0	0.000%
Do not know	0	0.000%

Very good Good Neither good nor poor Poor
Very poor Do not know



Experience	Amount	Percentage
Very good & Good	13	100.000%
Very poor & Poor	0	0.000%
Neither good nor poor & Do not know	0	0.000%

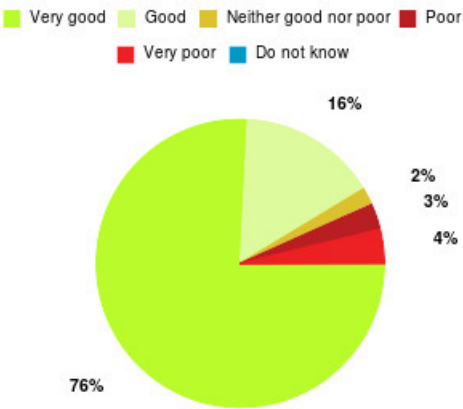
Very good & Good Very poor & Poor
Neither good nor poor & Do not know



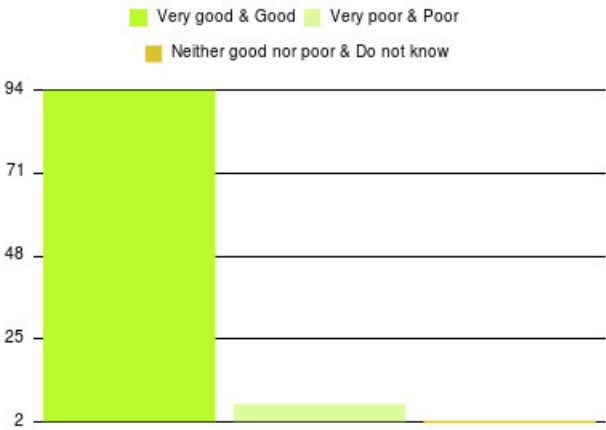
GP - Kingston Practice Summary

Number of responses: 103

Experience	Amount	Percentage
Very good	78	75.728%
Good	16	15.534%
Neither good nor poor	2	1.942%
Poor	3	2.913%
Very poor	4	3.883%
Do not know	0	0.000%



Experience	Amount	Percentage
Very good & Good	94	91.262%
Very poor & Poor	7	6.796%
Neither good nor poor & Do not know	2	1.942%

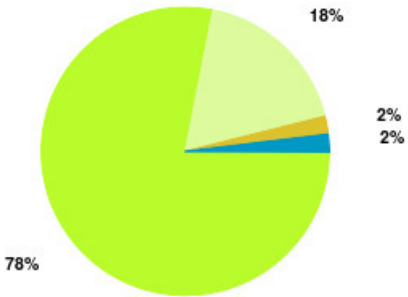


GP - Riverside Practice Summary

Number of responses: 50

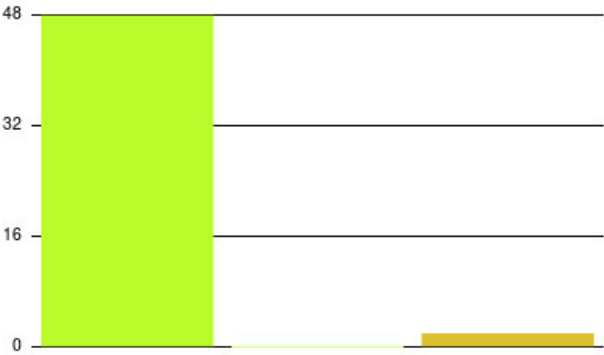
Experience	Amount	Percentage
Very good	39	78.000%
Good	9	18.000%
Neither good nor poor	1	2.000%
Poor	0	0.000%
Very poor	0	0.000%
Do not know	1	2.000%

Very good Good Neither good nor poor Poor
Very poor Do not know



Experience	Amount	Percentage
Very good & Good	48	96.000%
Very poor & Poor	0	0.000%
Neither good nor poor & Do not know	2	4.000%

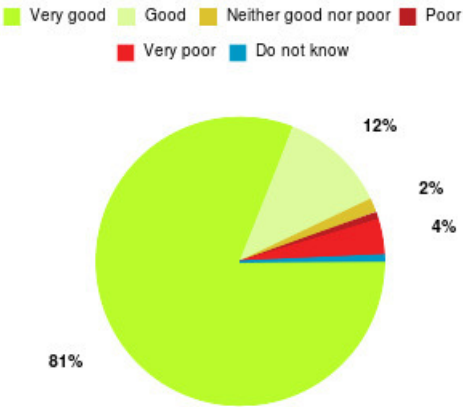
Very good & Good Very poor & Poor
Neither good nor poor & Do not know



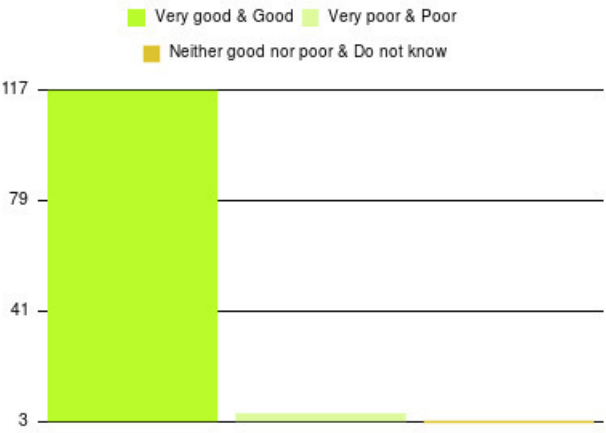
GP - The Quays Summary

Number of responses: 126

Experience	Amount	Percentage
Very good	102	80.952%
Good	15	11.905%
Neither good nor poor	2	1.587%
Poor	1	0.794%
Very poor	5	3.968%
Do not know	1	0.794%



Experience	Amount	Percentage
Very good & Good	117	92.857%
Very poor & Poor	6	4.762%
Neither good nor poor & Do not know	3	2.381%



GP - Wolds View Primary Care Centre Summary

Number of responses: 0

Health & Development Worker Summary

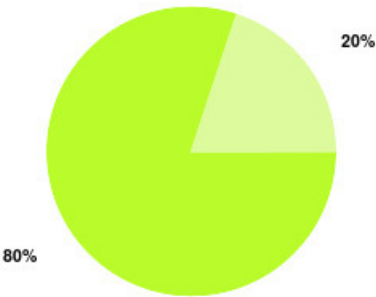
Number of responses: 0

Health & Wellbeing Service - Primary Care Summary

Number of responses: 5

Experience	Amount	Percentage
Very good	4	80.000%
Good	1	20.000%
Neither good nor poor	0	0.000%
Poor	0	0.000%
Very poor	0	0.000%
Do not know	0	0.000%

Very good Good Neither good nor poor Poor
Very poor Do not know



Experience	Amount	Percentage
Very good & Good	5	100.000%
Very poor & Poor	0	0.000%
Neither good nor poor & Do not know	0	0.000%

Very good & Good Very poor & Poor
Neither good nor poor & Do not know



Health Checks (SH) Summary

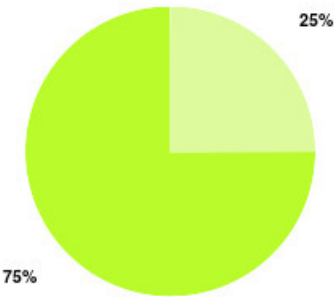
Number of responses: 0

Health Trainers (inc Social Prescribing) SH Summary

Number of responses: 32

Experience	Amount	Percentage
Very good	24	75.000%
Good	8	25.000%
Neither good nor poor	0	0.000%
Poor	0	0.000%
Very poor	0	0.000%
Do not know	0	0.000%

Very good Good Neither good nor poor Poor
Very poor Do not know



Experience	Amount	Percentage
Very good & Good	32	100.000%
Very poor & Poor	0	0.000%
Neither good nor poor & Do not know	0	0.000%

Very good & Good Very poor & Poor
Neither good nor poor & Do not know



Health Visiting Summary

Number of responses: 7


Experience	Amount	Percentage
Very good	7	100.000%
Good	0	0.000%
Neither good nor poor	0	0.000%
Poor	0	0.000%
Very poor	0	0.000%
Do not know	0	0.000%

Very good Good Neither good nor poor Poor
Very poor Do not know



Experience	Amount	Percentage
Very good & Good	7	100.000%
Very poor & Poor	0	0.000%
Neither good nor poor & Do not know	0	0.000%

Very good & Good Very poor & Poor
Neither good nor poor & Do not know



HERCH20 Summary

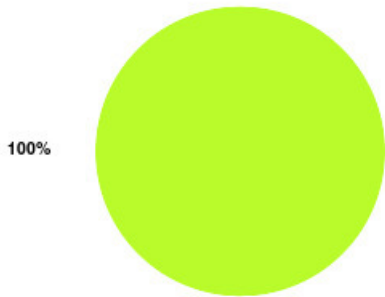
Number of responses: 0

Home Oxygen Service (East Riding) Summary

Number of responses: 1

Experience	Amount	Percentage
Very good	1	100.000%
Good	0	0.000%
Neither good nor poor	0	0.000%
Poor	0	0.000%
Very poor	0	0.000%
Do not know	0	0.000%

Very good Good Neither good nor poor Poor
Very poor Do not know



Experience	Amount	Percentage
Very good & Good	1	100.000%
Very poor & Poor	0	0.000%
Neither good nor poor & Do not know	0	0.000%

Very good & Good Very poor & Poor
Neither good nor poor & Do not know



Home Oxygen Service (Hull) Summary

Number of responses: 0

Hull and East Riding Accelerated Lower Limb (HEAL) Pathway Summary

Number of responses: 18

Experience	Amount	Percentage
Very good	18	100.000%
Good	0	0.000%
Neither good nor poor	0	0.000%
Poor	0	0.000%
Very poor	0	0.000%
Do not know	0	0.000%

Very good Good Neither good nor poor Poor
Very poor Do not know



Experience	Amount	Percentage
Very good & Good	18	100.000%
Very poor & Poor	0	0.000%
Neither good nor poor & Do not know	0	0.000%

Very good & Good Very poor & Poor
Neither good nor poor & Do not know



Hull Complex Wounds Summary

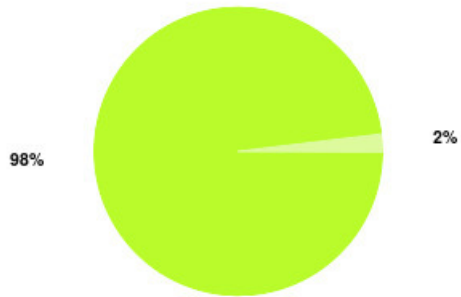
Number of responses: 0

Hull First Falls Summary

Number of responses: 50

Experience	Amount	Percentage
Very good	49	98.000%
Good	1	2.000%
Neither good nor poor	0	0.000%
Poor	0	0.000%
Very poor	0	0.000%
Do not know	0	0.000%

Very good Good Neither good nor poor Poor
Very poor Do not know



Experience	Amount	Percentage
Very good & Good	50	100.000%
Very poor & Poor	0	0.000%
Neither good nor poor & Do not know	0	0.000%

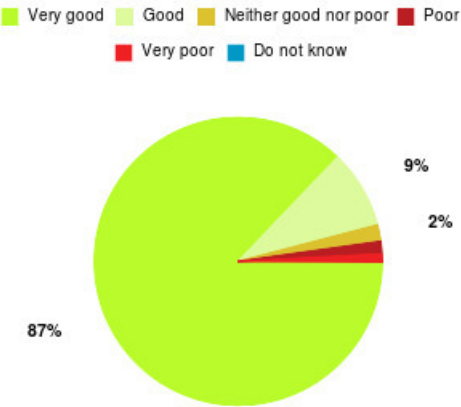
Very good & Good Very poor & Poor
Neither good nor poor & Do not know



Hull Podiatry Summary

Number of responses: 216

Experience	Amount	Percentage
Very good	188	87.037%
Good	19	8.796%
Neither good nor poor	4	1.852%
Poor	3	1.389%
Very poor	2	0.926%
Do not know	0	0.000%



Experience	Amount	Percentage
Very good & Good	207	95.833%
Very poor & Poor	5	2.315%
Neither good nor poor & Do not know	4	1.852%



Hull Urgent Care Summary

Number of responses: 1

Experience	Amount	Percentage
Very good	1	100.000%
Good	0	0.000%
Neither good nor poor	0	0.000%
Poor	0	0.000%
Very poor	0	0.000%
Do not know	0	0.000%

Very good Good Neither good nor poor Poor
Very poor Do not know



Experience	Amount	Percentage
Very good & Good	1	100.000%
Very poor & Poor	0	0.000%
Neither good nor poor & Do not know	0	0.000%

Very good & Good Very poor & Poor
Neither good nor poor & Do not know



IMPS Summary

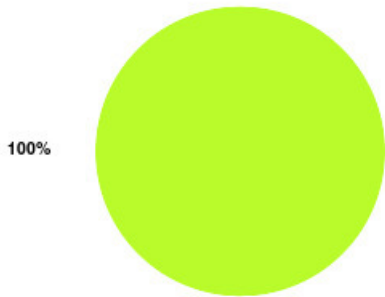
Number of responses: 0

Infant Feeding Co-ordinator Summary

Number of responses: 1

Experience	Amount	Percentage
Very good	1	100.000%
Good	0	0.000%
Neither good nor poor	0	0.000%
Poor	0	0.000%
Very poor	0	0.000%
Do not know	0	0.000%

Very good Good Neither good nor poor Poor
Very poor Do not know



Experience	Amount	Percentage
Very good & Good	1	100.000%
Very poor & Poor	0	0.000%
Neither good nor poor & Do not know	0	0.000%

Very good & Good Very poor & Poor
Neither good nor poor & Do not know

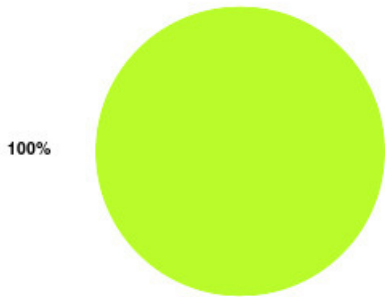


Infant Feeding Service (SH) Summary

Number of responses: 6


Experience	Amount	Percentage
Very good	6	100.000%
Good	0	0.000%
Neither good nor poor	0	0.000%
Poor	0	0.000%
Very poor	0	0.000%
Do not know	0	0.000%

Very good Good Neither good nor poor Poor
Very poor Do not know



Experience	Amount	Percentage
Very good & Good	6	100.000%
Very poor & Poor	0	0.000%
Neither good nor poor & Do not know	0	0.000%

Very good & Good Very poor & Poor
Neither good nor poor & Do not know



Intermediate Care Summary

Number of responses: 0

Intermediate Care (ER) Summary

Number of responses: 6


Experience	Amount	Percentage
Very good	6	100.000%
Good	0	0.000%
Neither good nor poor	0	0.000%
Poor	0	0.000%
Very poor	0	0.000%
Do not know	0	0.000%

Very good Good Neither good nor poor Poor
Very poor Do not know



Experience	Amount	Percentage
Very good & Good	6	100.000%
Very poor & Poor	0	0.000%
Neither good nor poor & Do not know	0	0.000%

Very good & Good Very poor & Poor
Neither good nor poor & Do not know

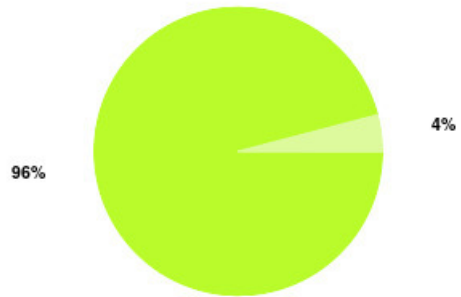


Jean Bishop ICC Summary

Number of responses: 24

Experience	Amount	Percentage
Very good	23	95.833%
Good	1	4.167%
Neither good nor poor	0	0.000%
Poor	0	0.000%
Very poor	0	0.000%
Do not know	0	0.000%

Very good Good Neither good nor poor Poor
Very poor Do not know



Experience	Amount	Percentage
Very good & Good	24	100.000%
Very poor & Poor	0	0.000%
Neither good nor poor & Do not know	0	0.000%

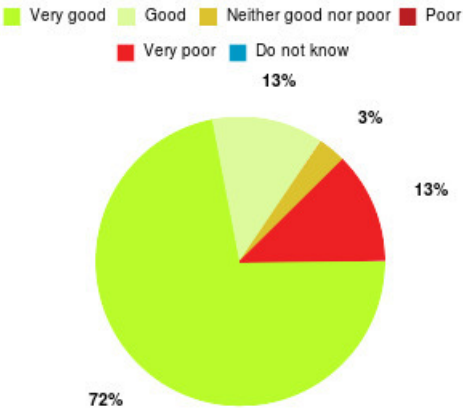
Very good & Good Very poor & Poor
Neither good nor poor & Do not know



Let's Talk (Hull) Summary

Number of responses: 32

Experience	Amount	Percentage
Very good	23	71.875%
Good	4	12.500%
Neither good nor poor	1	3.125%
Poor	0	0.000%
Very poor	4	12.500%
Do not know	0	0.000%



Experience	Amount	Percentage
Very good & Good	27	84.375%
Very poor & Poor	4	12.500%
Neither good nor poor & Do not know	1	3.125%



Let's Talk - Cruse Summary

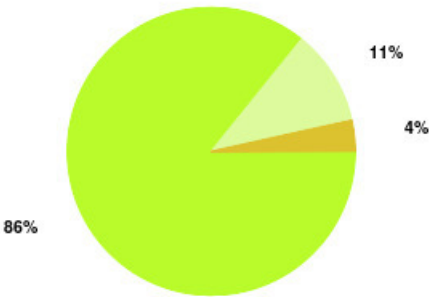
Number of responses: 0

Let's Talk - Focus Counselling Summary

Number of responses: 28

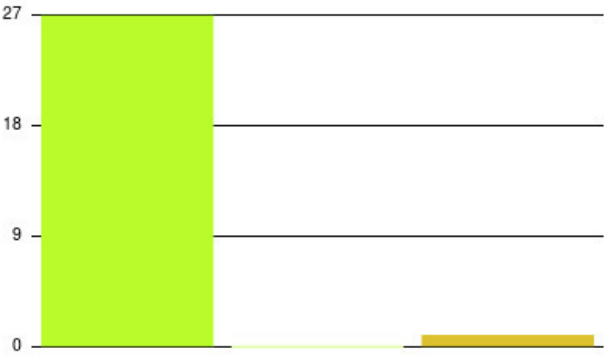
Experience	Amount	Percentage
Very good	24	85.714%
Good	3	10.714%
Neither good nor poor	1	3.571%
Poor	0	0.000%
Very poor	0	0.000%
Do not know	0	0.000%

Very good Good Neither good nor poor Poor
Very poor Do not know



Experience	Amount	Percentage
Very good & Good	27	96.429%
Very poor & Poor	0	0.000%
Neither good nor poor & Do not know	1	3.571%

Very good & Good Very poor & Poor
Neither good nor poor & Do not know



Let's Talk - Good Day Therapy Summary

Number of responses: 0

Let's Talk - HEY Mind Summary

Number of responses: 0

Let's Talk - House of Light Summary

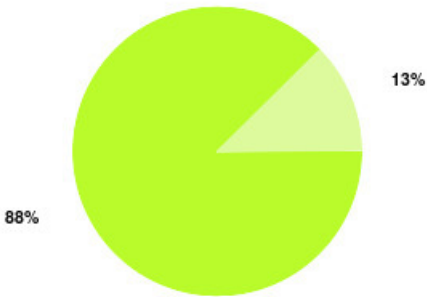
Number of responses: 0

Let's Talk - Joan Pickard Ltd Summary

Number of responses: 16

Experience	Amount	Percentage
Very good	14	87.500%
Good	2	12.500%
Neither good nor poor	0	0.000%
Poor	0	0.000%
Very poor	0	0.000%
Do not know	0	0.000%

Very good Good Neither good nor poor Poor
Very poor Do not know



Experience	Amount	Percentage
Very good & Good	16	100.000%
Very poor & Poor	0	0.000%
Neither good nor poor & Do not know	0	0.000%

Very good & Good Very poor & Poor
Neither good nor poor & Do not know



Let's Talk - Relate Summary

Number of responses: 0

Let's Talk - S2BH Summary

Number of responses: 3

Experience	Amount	Percentage
Very good	3	100.000%
Good	0	0.000%
Neither good nor poor	0	0.000%
Poor	0	0.000%
Very poor	0	0.000%
Do not know	0	0.000%

Very good Good Neither good nor poor Poor
Very poor Do not know



Experience	Amount	Percentage
Very good & Good	3	100.000%
Very poor & Poor	0	0.000%
Neither good nor poor & Do not know	0	0.000%

Very good & Good Very poor & Poor
Neither good nor poor & Do not know



Let's Talk - Temenos Summary

Number of responses: 3

Experience	Amount	Percentage
Very good	3	100.000%
Good	0	0.000%
Neither good nor poor	0	0.000%
Poor	0	0.000%
Very poor	0	0.000%
Do not know	0	0.000%

Very good Good Neither good nor poor Poor
Very poor Do not know



Experience	Amount	Percentage
Very good & Good	3	100.000%
Very poor & Poor	0	0.000%
Neither good nor poor & Do not know	0	0.000%

Very good & Good Very poor & Poor
Neither good nor poor & Do not know



Lifestyle Referral (SH) Summary

Number of responses: 0

Local Outbreak Team Summary

Number of responses: 0

Lymphoedema Summary

Number of responses: 1

Experience	Amount	Percentage
Very good	1	100.000%
Good	0	0.000%
Neither good nor poor	0	0.000%
Poor	0	0.000%
Very poor	0	0.000%
Do not know	0	0.000%

Very good Good Neither good nor poor Poor
Very poor Do not know



Experience	Amount	Percentage
Very good & Good	1	100.000%
Very poor & Poor	0	0.000%
Neither good nor poor & Do not know	0	0.000%

Very good & Good Very poor & Poor
Neither good nor poor & Do not know



Macmillan Wolds Unit (Bridlington) Summary

Number of responses: 0

Medicines Management - Care Home Service Summary

Number of responses: 0

Mental Health Team (SH) Summary

Number of responses: 4

Experience	Amount	Percentage
Very good	4	100.000%
Good	0	0.000%
Neither good nor poor	0	0.000%
Poor	0	0.000%
Very poor	0	0.000%
Do not know	0	0.000%

Very good Good Neither good nor poor Poor
Very poor Do not know



Experience	Amount	Percentage
Very good & Good	4	100.000%
Very poor & Poor	0	0.000%
Neither good nor poor & Do not know	0	0.000%

Very good & Good Very poor & Poor
Neither good nor poor & Do not know

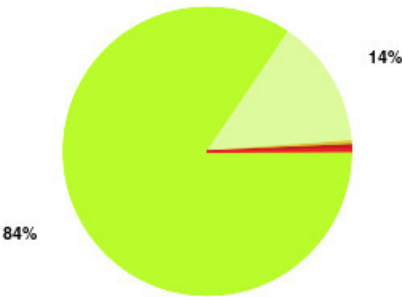


MSK Physiotherapy Summary

Number of responses: 251

Experience	Amount	Percentage
Very good	212	84.462%
Good	36	14.343%
Neither good nor poor	1	0.398%
Poor	1	0.398%
Very poor	1	0.398%
Do not know	0	0.000%

Very good Good Neither good nor poor Poor
Very poor Do not know



Experience	Amount	Percentage
Very good & Good	248	98.805%
Very poor & Poor	2	0.797%
Neither good nor poor & Do not know	1	0.398%

Very good & Good Very poor & Poor
Neither good nor poor & Do not know



NHS Continuing Healthcare Summary

Number of responses: 0

Night Care Service (EOL) Summary

Number of responses: 0

OccWellbeing Summary

Number of responses: 0

Oral Health (SH) Summary

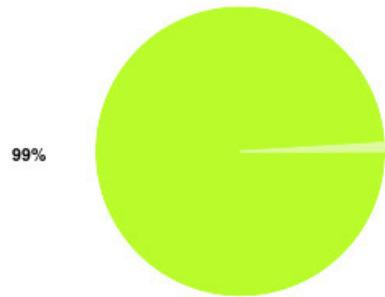
Number of responses: 0

Oral Health Promotion Team Summary

Number of responses: 95

Experience	Amount	Percentage
Very good	94	98.947%
Good	1	1.053%
Neither good nor poor	0	0.000%
Poor	0	0.000%
Very poor	0	0.000%
Do not know	0	0.000%

Very good Good Neither good nor poor Poor
Very poor Do not know



Experience	Amount	Percentage
Very good & Good	95	100.000%
Very poor & Poor	0	0.000%
Neither good nor poor & Do not know	0	0.000%

Very good & Good Very poor & Poor
Neither good nor poor & Do not know



Out of Hours Nursing (East Riding) Summary

Number of responses: 0

Out of Hours Nursing (EOL) Summary

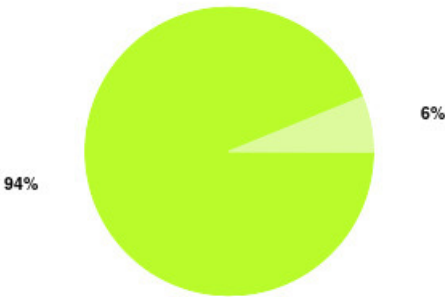
Number of responses: 0

Pain Management - ER & VoY Summary

Number of responses: 16

Experience	Amount	Percentage
Very good	15	93.750%
Good	1	6.250%
Neither good nor poor	0	0.000%
Poor	0	0.000%
Very poor	0	0.000%
Do not know	0	0.000%

Very good Good Neither good nor poor Poor
Very poor Do not know



Experience	Amount	Percentage
Very good & Good	16	100.000%
Very poor & Poor	0	0.000%
Neither good nor poor & Do not know	0	0.000%

Very good & Good Very poor & Poor
Neither good nor poor & Do not know

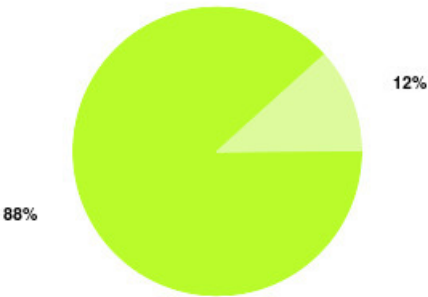


Pain Management - Hull Summary

Number of responses: 17

Experience	Amount	Percentage
Very good	15	88.235%
Good	2	11.765%
Neither good nor poor	0	0.000%
Poor	0	0.000%
Very poor	0	0.000%
Do not know	0	0.000%

Very good Good Neither good nor poor Poor
Very poor Do not know



Experience	Amount	Percentage
Very good & Good	17	100.000%
Very poor & Poor	0	0.000%
Neither good nor poor & Do not know	0	0.000%

Very good & Good Very poor & Poor
Neither good nor poor & Do not know



Parkinson's Hub (ICC) Summary

Number of responses: 2

Experience	Amount	Percentage
Very good	2	100.000%
Good	0	0.000%
Neither good nor poor	0	0.000%
Poor	0	0.000%
Very poor	0	0.000%
Do not know	0	0.000%

Very good Good Neither good nor poor Poor
Very poor Do not know



Experience	Amount	Percentage
Very good & Good	2	100.000%
Very poor & Poor	0	0.000%
Neither good nor poor & Do not know	0	0.000%

Very good & Good Very poor & Poor
Neither good nor poor & Do not know



PAUL for Brain recovery Summary

Number of responses: 0

Pharmacies Summary

Number of responses: 0

Phlebotomy - Withernsea Hospital Summary

Number of responses: 0

Prison Healthcare: DART (Hull) Summary

Number of responses: 0

Prison Healthcare: DART (Humber) Summary

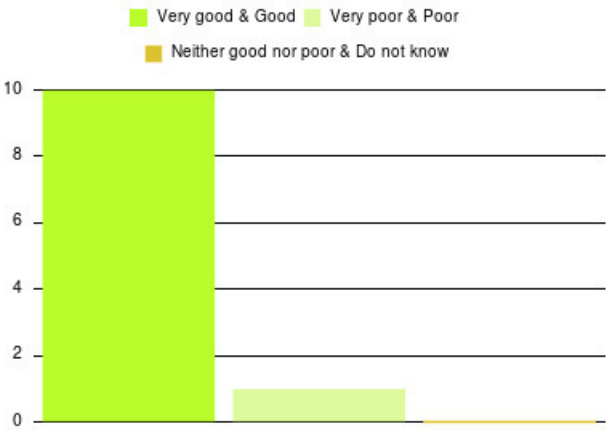
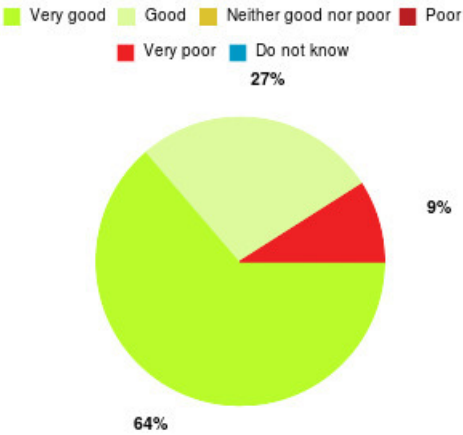
Number of responses: 0

Prison Healthcare: Dental (Hull) Summary

Number of responses: 11

Experience	Amount	Percentage
Very good	7	63.636%
Good	3	27.273%
Neither good nor poor	0	0.000%
Poor	0	0.000%
Very poor	1	9.091%
Do not know	0	0.000%

Experience	Amount	Percentage
Very good & Good	10	90.909%
Very poor & Poor	1	9.091%
Neither good nor poor & Do not know	0	0.000%



Prison Healthcare: Dental (Humber) Summary

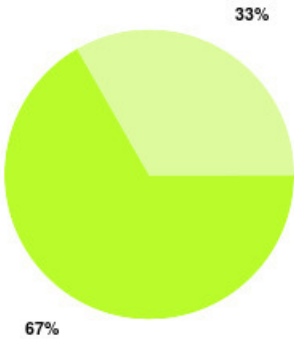
Number of responses: 0

Prison Healthcare: GP (Hull) Summary

Number of responses: 3


Experience	Amount	Percentage
Very good	2	66.667%
Good	1	33.333%
Neither good nor poor	0	0.000%
Poor	0	0.000%
Very poor	0	0.000%
Do not know	0	0.000%

Very good Good Neither good nor poor Poor
Very poor Do not know



Experience	Amount	Percentage
Very good & Good	3	100.000%
Very poor & Poor	0	0.000%
Neither good nor poor & Do not know	0	0.000%

Very good & Good Very poor & Poor
Neither good nor poor & Do not know



Prison Healthcare: GP (Humber) Summary

Number of responses: 0

Prison Healthcare: Mental Health (Hull) Summary

Number of responses: 0

Prison Healthcare: Mental Health (Humber) Summary

Number of responses: 0

Prison Healthcare: Primary Care (Hull) Summary

Number of responses: 0

Prison Healthcare: Primary Care (Humber) Summary

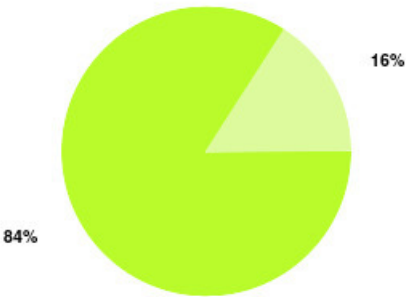
Number of responses: 0

Pulmonary Rehab Summary

Number of responses: 25

Experience	Amount	Percentage
Very good	21	84.000%
Good	4	16.000%
Neither good nor poor	0	0.000%
Poor	0	0.000%
Very poor	0	0.000%
Do not know	0	0.000%

Very good Good Neither good nor poor Poor
Very poor Do not know



Experience	Amount	Percentage
Very good & Good	25	100.000%
Very poor & Poor	0	0.000%
Neither good nor poor & Do not know	0	0.000%

Very good & Good Very poor & Poor
Neither good nor poor & Do not know

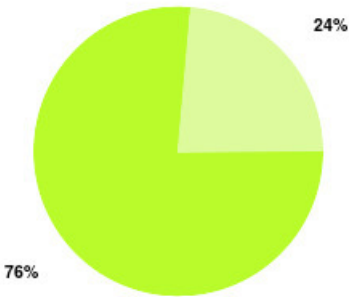


Pulmonary Rehab (East Riding) Summary

Number of responses: 38

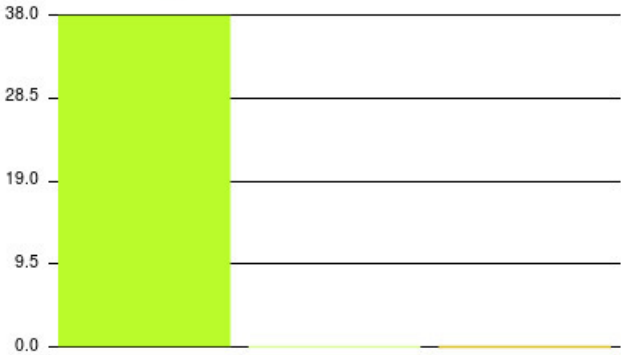
Experience	Amount	Percentage
Very good	29	76.316%
Good	9	23.684%
Neither good nor poor	0	0.000%
Poor	0	0.000%
Very poor	0	0.000%
Do not know	0	0.000%

Very good Good Neither good nor poor Poor
Very poor Do not know



Experience	Amount	Percentage
Very good & Good	38	100.000%
Very poor & Poor	0	0.000%
Neither good nor poor & Do not know	0	0.000%

Very good & Good Very poor & Poor
Neither good nor poor & Do not know

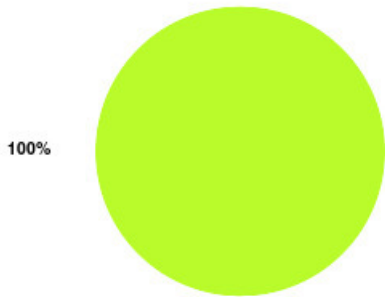


Rossmore Stroke Beds Summary

Number of responses: 2

Experience	Amount	Percentage
Very good	2	100.000%
Good	0	0.000%
Neither good nor poor	0	0.000%
Poor	0	0.000%
Very poor	0	0.000%
Do not know	0	0.000%

Very good Good Neither good nor poor Poor
Very poor Do not know



Experience	Amount	Percentage
Very good & Good	2	100.000%
Very poor & Poor	0	0.000%
Neither good nor poor & Do not know	0	0.000%

Very good & Good Very poor & Poor
Neither good nor poor & Do not know



School Health + Summary

Number of responses: 0

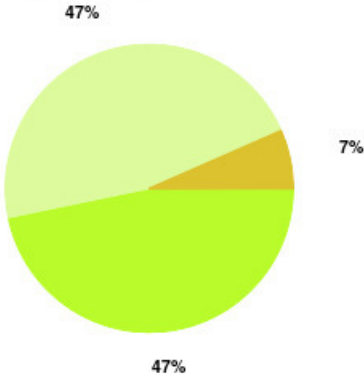
School Nursing Summary

Number of responses: 15

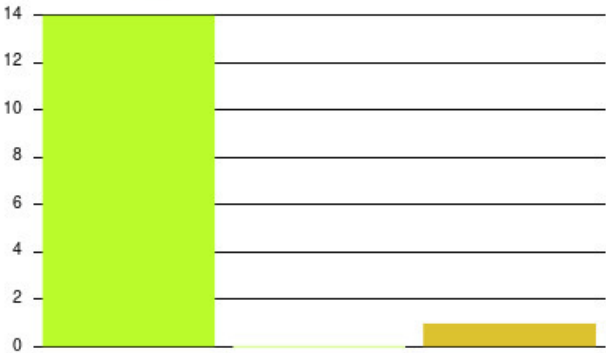
Experience	Amount	Percentage
Very good	7	46.667%
Good	7	46.667%
Neither good nor poor	1	6.667%
Poor	0	0.000%
Very poor	0	0.000%
Do not know	0	0.000%

Experience	Amount	Percentage
Very good & Good	14	93.333%
Very poor & Poor	0	0.000%
Neither good nor poor & Do not know	1	6.667%

Very good Good Neither good nor poor Poor
Very poor Do not know



Very good & Good Very poor & Poor
Neither good nor poor & Do not know



School Nursing - PHSE Summary

Number of responses: 0

School Nursing - School Screening Summary

Number of responses: 0

Sexual Health - Erectile Dysfunction (East Riding) Summary

Number of responses: 0

Sexual Health - Erectile Dysfunction (Hull) Summary

Number of responses: 0

Sexual Health - GUM & Family Planning (East Riding) Summary

Number of responses: 12

Experience	Amount	Percentage
Very good	12	100.000%
Good	0	0.000%
Neither good nor poor	0	0.000%
Poor	0	0.000%
Very poor	0	0.000%
Do not know	0	0.000%

Very good Good Neither good nor poor Poor
Very poor Do not know



Experience	Amount	Percentage
Very good & Good	12	100.000%
Very poor & Poor	0	0.000%
Neither good nor poor & Do not know	0	0.000%

Very good & Good Very poor & Poor
Neither good nor poor & Do not know

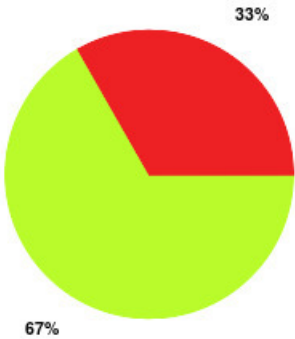


Sexual Health - GUM & Family Planning (Hull) Summary

Number of responses: 3

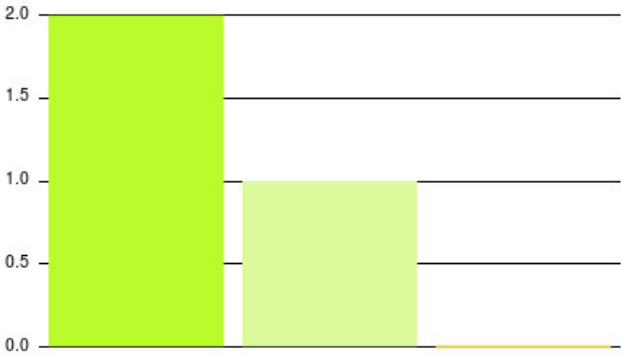
Experience	Amount	Percentage
Very good	2	66.667%
Good	0	0.000%
Neither good nor poor	0	0.000%
Poor	0	0.000%
Very poor	1	33.333%
Do not know	0	0.000%

Very good Good Neither good nor poor Poor
Very poor Do not know



Experience	Amount	Percentage
Very good & Good	2	66.667%
Very poor & Poor	1	33.333%
Neither good nor poor & Do not know	0	0.000%

Very good & Good Very poor & Poor
Neither good nor poor & Do not know

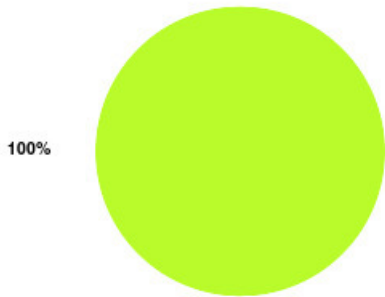


Sexual Health - Outreach (East Riding) Summary

Number of responses: 2

Experience	Amount	Percentage
Very good	2	100.000%
Good	0	0.000%
Neither good nor poor	0	0.000%
Poor	0	0.000%
Very poor	0	0.000%
Do not know	0	0.000%

Very good Good Neither good nor poor Poor
Very poor Do not know



Experience	Amount	Percentage
Very good & Good	2	100.000%
Very poor & Poor	0	0.000%
Neither good nor poor & Do not know	0	0.000%

Very good & Good Very poor & Poor
Neither good nor poor & Do not know

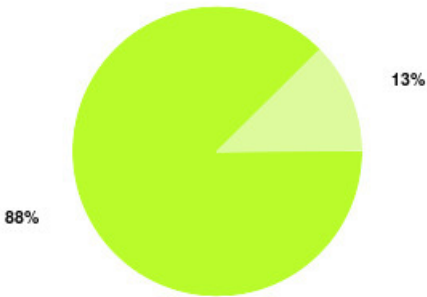


Sexual Health - Outreach (Hull) Summary

Number of responses: 8

Experience	Amount	Percentage
Very good	7	87.500%
Good	1	12.500%
Neither good nor poor	0	0.000%
Poor	0	0.000%
Very poor	0	0.000%
Do not know	0	0.000%

Very good Good Neither good nor poor Poor
Very poor Do not know



Experience	Amount	Percentage
Very good & Good	8	100.000%
Very poor & Poor	0	0.000%
Neither good nor poor & Do not know	0	0.000%

Very good & Good Very poor & Poor
Neither good nor poor & Do not know



Sexual Health - Ultrasound (Hull) Summary

Number of responses: 0

Sexual Health - Unplanned Pregnancy Service Summary

Number of responses: 12

Experience	Amount	Percentage
Very good	12	100.000%
Good	0	0.000%
Neither good nor poor	0	0.000%
Poor	0	0.000%
Very poor	0	0.000%
Do not know	0	0.000%

Very good Good Neither good nor poor Poor
Very poor Do not know



Experience	Amount	Percentage
Very good & Good	12	100.000%
Very poor & Poor	0	0.000%
Neither good nor poor & Do not know	0	0.000%

Very good & Good Very poor & Poor
Neither good nor poor & Do not know



Sexual Health - Vasectomy (Hull) Summary

Number of responses: 31

Experience	Amount	Percentage
Very good	31	100.000%
Good	0	0.000%
Neither good nor poor	0	0.000%
Poor	0	0.000%
Very poor	0	0.000%
Do not know	0	0.000%

Very good Good Neither good nor poor Poor
Very poor Do not know



Experience	Amount	Percentage
Very good & Good	31	100.000%
Very poor & Poor	0	0.000%
Neither good nor poor & Do not know	0	0.000%

Very good & Good Very poor & Poor
Neither good nor poor & Do not know



Sexual Health - Women's Health (East Riding) Summary

Number of responses: 0

Sexual Health - Women's Health (Hull) Summary

Number of responses: 0

Smokefree (Knowsley) Summary

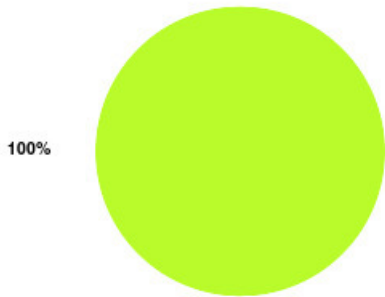
Number of responses: 0

Smokefree (St Helens) Summary

Number of responses: 13

Experience	Amount	Percentage
Very good	13	100.000%
Good	0	0.000%
Neither good nor poor	0	0.000%
Poor	0	0.000%
Very poor	0	0.000%
Do not know	0	0.000%

Very good Good Neither good nor poor Poor
Very poor Do not know



Experience	Amount	Percentage
Very good & Good	13	100.000%
Very poor & Poor	0	0.000%
Neither good nor poor & Do not know	0	0.000%

Very good & Good Very poor & Poor
Neither good nor poor & Do not know



Specialist Palliative Care Services (EOL) Summary

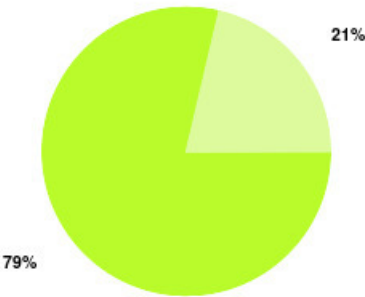
Number of responses: 0

Speech and Language Therapy (East Riding) Summary

Number of responses: 14


Experience	Amount	Percentage
Very good	11	78.571%
Good	3	21.429%
Neither good nor poor	0	0.000%
Poor	0	0.000%
Very poor	0	0.000%
Do not know	0	0.000%

Very good Good Neither good nor poor Poor
Very poor Do not know



Experience	Amount	Percentage
Very good & Good	14	100.000%
Very poor & Poor	0	0.000%
Neither good nor poor & Do not know	0	0.000%

Very good & Good Very poor & Poor
Neither good nor poor & Do not know



Speech and Language Therapy (Hull) Summary

Number of responses: 7


Experience	Amount	Percentage
Very good	7	100.000%
Good	0	0.000%
Neither good nor poor	0	0.000%
Poor	0	0.000%
Very poor	0	0.000%
Do not know	0	0.000%

Very good Good Neither good nor poor Poor
Very poor Do not know



Experience	Amount	Percentage
Very good & Good	7	100.000%
Very poor & Poor	0	0.000%
Neither good nor poor & Do not know	0	0.000%

Very good & Good Very poor & Poor
Neither good nor poor & Do not know




Stroke Team (East Riding) Summary

Number of responses: 26

Experience	Amount	Percentage
Very good	25	96.154%
Good	1	3.846%
Neither good nor poor	0	0.000%
Poor	0	0.000%
Very poor	0	0.000%
Do not know	0	0.000%

Very good Good Neither good nor poor Poor
Very poor Do not know



Experience	Amount	Percentage
Very good & Good	26	100.000%
Very poor & Poor	0	0.000%
Neither good nor poor & Do not know	0	0.000%

Very good & Good Very poor & Poor
Neither good nor poor & Do not know

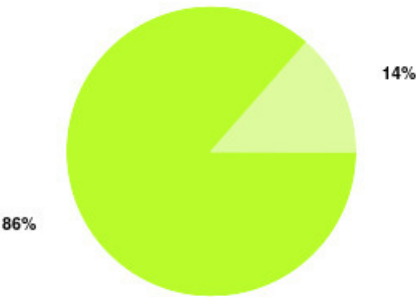


Stroke Team (Hull) Summary

Number of responses: 22

Experience	Amount	Percentage
Very good	19	86.364%
Good	3	13.636%
Neither good nor poor	0	0.000%
Poor	0	0.000%
Very poor	0	0.000%
Do not know	0	0.000%

Very good Good Neither good nor poor Poor
Very poor Do not know



Experience	Amount	Percentage
Very good & Good	22	100.000%
Very poor & Poor	0	0.000%
Neither good nor poor & Do not know	0	0.000%

Very good & Good Very poor & Poor
Neither good nor poor & Do not know



TB Nursing Team - East Riding Summary

Number of responses: 0

TB Nursing Team - Hull Summary

Number of responses: 0

Telehealth Summary

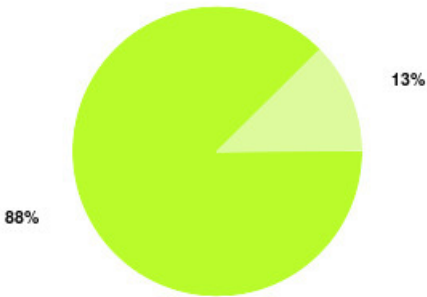
Number of responses: 0

Tier 3 Specialist Weight Management (SH) Summary

Number of responses: 8

Experience	Amount	Percentage
Very good	7	87.500%
Good	1	12.500%
Neither good nor poor	0	0.000%
Poor	0	0.000%
Very poor	0	0.000%
Do not know	0	0.000%

Very good Good Neither good nor poor Poor
Very poor Do not know



Experience	Amount	Percentage
Very good & Good	8	100.000%
Very poor & Poor	0	0.000%
Neither good nor poor & Do not know	0	0.000%

Very good & Good Very poor & Poor
Neither good nor poor & Do not know

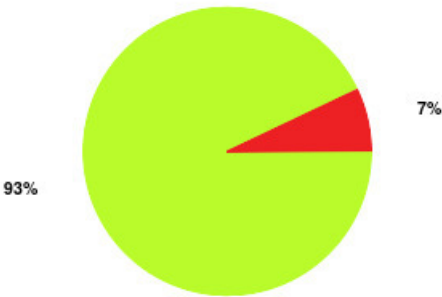


Treatment rooms (ER) Summary

Number of responses: 14

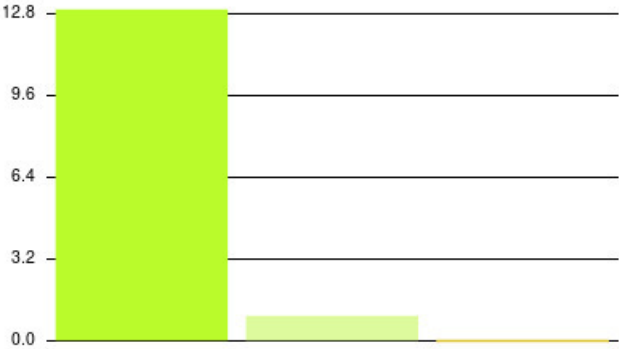
Experience	Amount	Percentage
Very good	13	92.857%
Good	0	0.000%
Neither good nor poor	0	0.000%
Poor	0	0.000%
Very poor	1	7.143%
Do not know	0	0.000%

Very good Good Neither good nor poor Poor
Very poor Do not know



Experience	Amount	Percentage
Very good & Good	13	92.857%
Very poor & Poor	1	7.143%
Neither good nor poor & Do not know	0	0.000%

Very good & Good Very poor & Poor
Neither good nor poor & Do not know

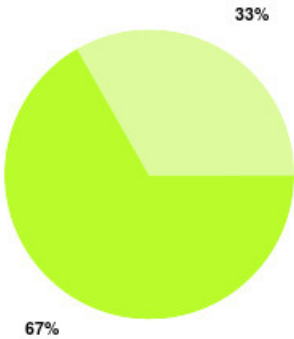


Treatment rooms (Hull) Summary

Number of responses: 3


Experience	Amount	Percentage
Very good	2	66.667%
Good	1	33.333%
Neither good nor poor	0	0.000%
Poor	0	0.000%
Very poor	0	0.000%
Do not know	0	0.000%

Very good Good Neither good nor poor Poor
Very poor Do not know



Experience	Amount	Percentage
Very good & Good	3	100.000%
Very poor & Poor	0	0.000%
Neither good nor poor & Do not know	0	0.000%

Very good & Good Very poor & Poor
Neither good nor poor & Do not know

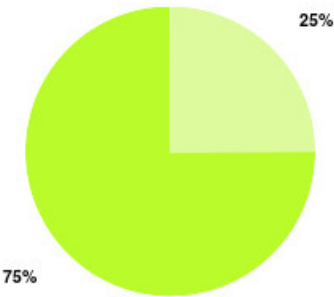


Vaccination Bus Summary

Number of responses: 4

Experience	Amount	Percentage
Very good	3	75.000%
Good	1	25.000%
Neither good nor poor	0	0.000%
Poor	0	0.000%
Very poor	0	0.000%
Do not know	0	0.000%

Very good Good Neither good nor poor Poor
Very poor Do not know



Experience	Amount	Percentage
Very good & Good	4	100.000%
Very poor & Poor	0	0.000%
Neither good nor poor & Do not know	0	0.000%

Very good & Good Very poor & Poor
Neither good nor poor & Do not know

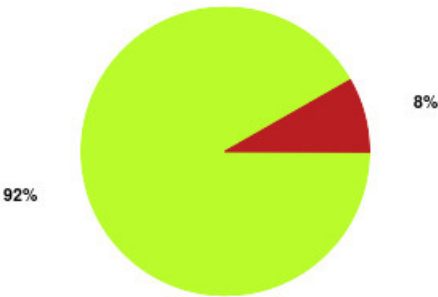


Vaccination Centre Summary

Number of responses: 12

Experience	Amount	Percentage
Very good	11	91.667%
Good	0	0.000%
Neither good nor poor	0	0.000%
Poor	1	8.333%
Very poor	0	0.000%
Do not know	0	0.000%

Very good Good Neither good nor poor Poor
Very poor Do not know



Experience	Amount	Percentage
Very good & Good	11	91.667%
Very poor & Poor	1	8.333%
Neither good nor poor & Do not know	0	0.000%

Very good & Good Very poor & Poor
Neither good nor poor & Do not know



Volunteer Hub Summary

Number of responses: 0

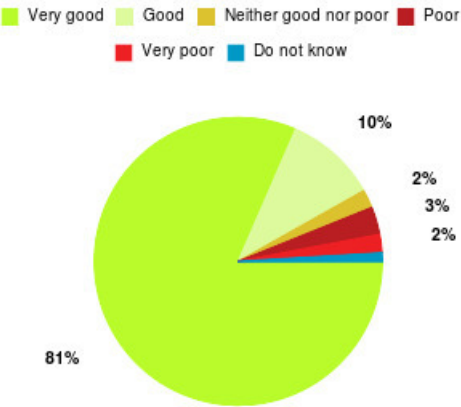
Volunteering (SH) Summary

Number of responses: 0

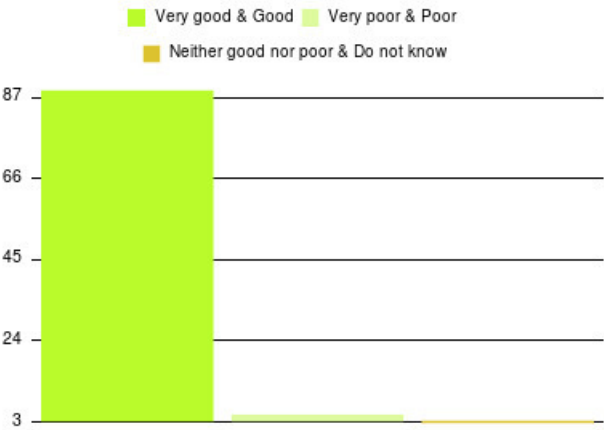
Weightwise Summary

Number of responses: 97

Experience	Amount	Percentage
Very good	79	81.443%
Good	10	10.309%
Neither good nor poor	2	2.062%
Poor	3	3.093%
Very poor	2	2.062%
Do not know	1	1.031%



Experience	Amount	Percentage
Very good & Good	89	91.753%
Very poor & Poor	5	5.155%
Neither good nor poor & Do not know	3	3.093%



Weightwise Extra (Childrens) Summary

Number of responses: 0

Withernsea UTC Summary

Number of responses: 0

Wound Clinic (Beverley) Summary

Number of responses: 0

Wound Clinic (Driffield) Summary

Number of responses: 0

Wound Clinic (Goole) Summary

Number of responses: 0

Wound clinic (Hessle) Summary

Number of responses: 0

Wound Clinic (Hornsea) Summary

Number of responses: 0

Wound Clinic (Macmillan Wolds - Bridlington) Summary

Number of responses: 0

Wound Clinic (Withernsea) Summary

Number of responses: 0
