

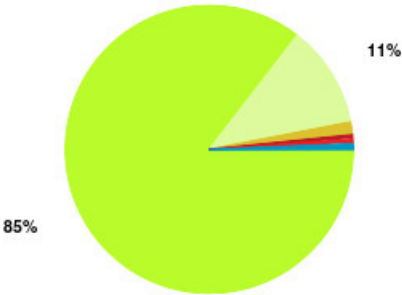
Monthly Report October 2021

Overall CHCP CIC Summary

Number of responses: 2393

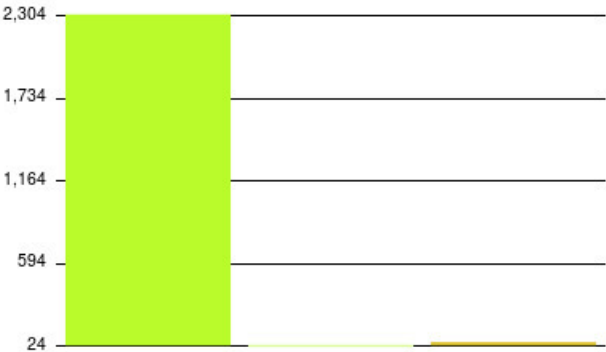
Experience	Amount	Percentage
Very good	2043	85.374%
Good	275	11.492%
Neither good nor poor	34	1.421%
Poor	12	0.501%
Very poor	12	0.501%
Do not know	17	0.710%

Very good Good Neither good nor poor Poor
Very poor Do not know



Experience	Amount	Percentage
Very good & Good	2318	96.866%
Very poor & Poor	24	1.003%
Neither good nor poor & Do not know	51	2.131%

Very good & Good Very poor & Poor
Neither good nor poor & Do not know



Active Recovery Beds - ER Summary

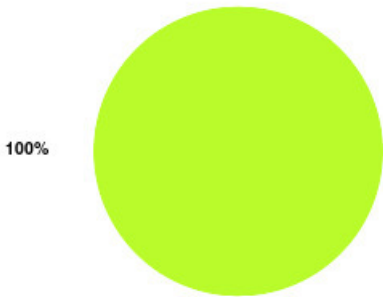
Number of responses: 0

Anticoagulation Summary

Number of responses: 2

Experience	Amount	Percentage
Very good	2	100.000%
Good	0	0.000%
Neither good nor poor	0	0.000%
Poor	0	0.000%
Very poor	0	0.000%
Do not know	0	0.000%

Very good Good Neither good nor poor Poor
Very poor Do not know



Experience	Amount	Percentage
Very good & Good	2	100.000%
Very poor & Poor	0	0.000%
Neither good nor poor & Do not know	0	0.000%

Very good & Good Very poor & Poor
Neither good nor poor & Do not know



Beverley UTC Summary

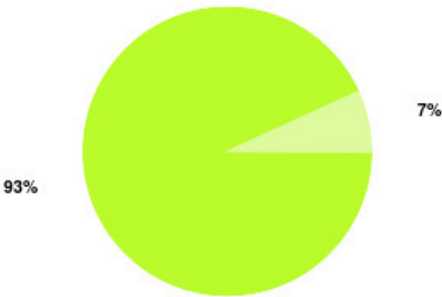
Number of responses: 0

Bladder and Bowel (East Riding) Summary

Number of responses: 29

Experience	Amount	Percentage
Very good	27	93.103%
Good	2	6.897%
Neither good nor poor	0	0.000%
Poor	0	0.000%
Very poor	0	0.000%
Do not know	0	0.000%

Very good Good Neither good nor poor Poor
Very poor Do not know



Experience	Amount	Percentage
Very good & Good	29	100.000%
Very poor & Poor	0	0.000%
Neither good nor poor & Do not know	0	0.000%

Very good & Good Very poor & Poor
Neither good nor poor & Do not know

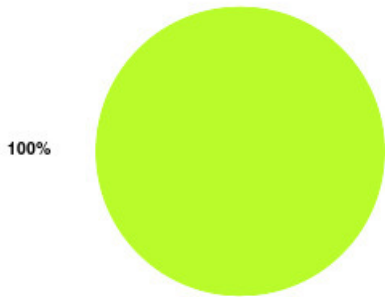


Bladder and Bowel (Hull) Summary

Number of responses: 7


Experience	Amount	Percentage
Very good	7	100.000%
Good	0	0.000%
Neither good nor poor	0	0.000%
Poor	0	0.000%
Very poor	0	0.000%
Do not know	0	0.000%

Very good Good Neither good nor poor Poor
Very poor Do not know



Experience	Amount	Percentage
Very good & Good	7	100.000%
Very poor & Poor	0	0.000%
Neither good nor poor & Do not know	0	0.000%

Very good & Good Very poor & Poor
Neither good nor poor & Do not know



Bridlington UTC Summary

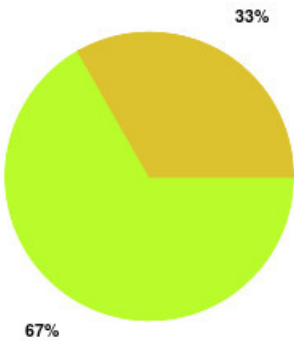
Number of responses: 0

Cardiac Rehab (East Riding) Summary

Number of responses: 3

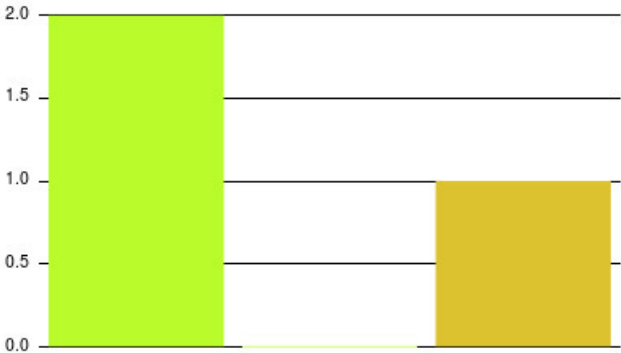
Experience	Amount	Percentage
Very good	2	66.667%
Good	0	0.000%
Neither good nor poor	1	33.333%
Poor	0	0.000%
Very poor	0	0.000%
Do not know	0	0.000%

Very good Good Neither good nor poor Poor
Very poor Do not know



Experience	Amount	Percentage
Very good & Good	2	66.667%
Very poor & Poor	0	0.000%
Neither good nor poor & Do not know	1	33.333%

Very good & Good Very poor & Poor
Neither good nor poor & Do not know

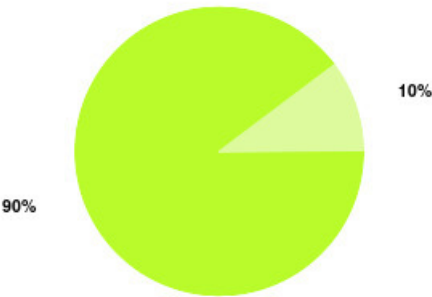


Cardiac Rehab (Hull) Summary

Number of responses: 29

Experience	Amount	Percentage
Very good	26	89.655%
Good	3	10.345%
Neither good nor poor	0	0.000%
Poor	0	0.000%
Very poor	0	0.000%
Do not know	0	0.000%

Very good Good Neither good nor poor Poor
Very poor Do not know



Experience	Amount	Percentage
Very good & Good	29	100.000%
Very poor & Poor	0	0.000%
Neither good nor poor & Do not know	0	0.000%

Very good & Good Very poor & Poor
Neither good nor poor & Do not know



Care Co-ordination Hub (247111) Summary

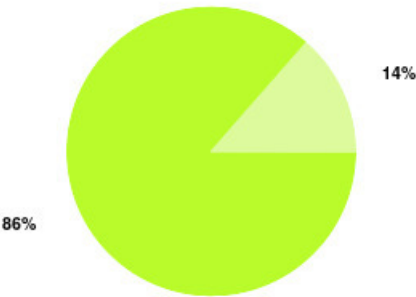
Number of responses: 0

Carers' Information and Support Service Summary

Number of responses: 22

Experience	Amount	Percentage
Very good	19	86.364%
Good	3	13.636%
Neither good nor poor	0	0.000%
Poor	0	0.000%
Very poor	0	0.000%
Do not know	0	0.000%

Very good Good Neither good nor poor Poor
Very poor Do not know



Experience	Amount	Percentage
Very good & Good	22	100.000%
Very poor & Poor	0	0.000%
Neither good nor poor & Do not know	0	0.000%

Very good & Good Very poor & Poor
Neither good nor poor & Do not know



CHPL - Bransholme Summary

Number of responses: 0

CHPL - Southcoates/Marfleet Summary

Number of responses: 0

Community Activity programme (SH) Summary

Number of responses: 0

Community Children's Nursing Services Summary

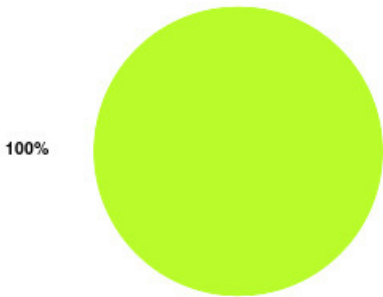
Number of responses: 0

Community Food Team (SH) Summary

Number of responses: 4

Experience	Amount	Percentage
Very good	4	100.000%
Good	0	0.000%
Neither good nor poor	0	0.000%
Poor	0	0.000%
Very poor	0	0.000%
Do not know	0	0.000%

Very good Good Neither good nor poor Poor
Very poor Do not know



Experience	Amount	Percentage
Very good & Good	4	100.000%
Very poor & Poor	0	0.000%
Neither good nor poor & Do not know	0	0.000%

Very good & Good Very poor & Poor
Neither good nor poor & Do not know



Community Heart Failure Nursing Service ER Summary

Number of responses: 0

Community Heart Failure Nursing Service Hull Summary

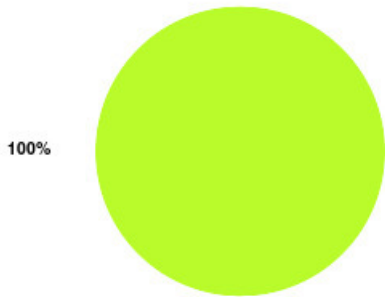
Number of responses: 0

Community Nursing (ER) Summary

Number of responses: 4

Experience	Amount	Percentage
Very good	4	100.000%
Good	0	0.000%
Neither good nor poor	0	0.000%
Poor	0	0.000%
Very poor	0	0.000%
Do not know	0	0.000%

Very good Good Neither good nor poor Poor
Very poor Do not know



Experience	Amount	Percentage
Very good & Good	4	100.000%
Very poor & Poor	0	0.000%
Neither good nor poor & Do not know	0	0.000%

Very good & Good Very poor & Poor
Neither good nor poor & Do not know



Community Nursing (Hull) Summary

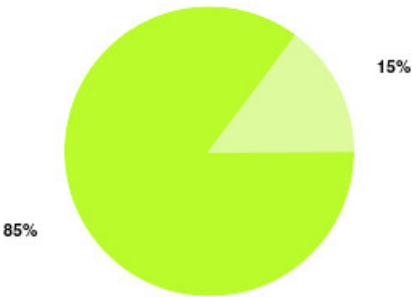
Number of responses: 0

Community Rehab - Physiotherapy & Occupational Therapy (ER) Summary

Number of responses: 27

Experience	Amount	Percentage
Very good	23	85.185%
Good	4	14.815%
Neither good nor poor	0	0.000%
Poor	0	0.000%
Very poor	0	0.000%
Do not know	0	0.000%

Very good Good Neither good nor poor Poor
Very poor Do not know



Experience	Amount	Percentage
Very good & Good	27	100.000%
Very poor & Poor	0	0.000%
Neither good nor poor & Do not know	0	0.000%

Very good & Good Very poor & Poor
Neither good nor poor & Do not know

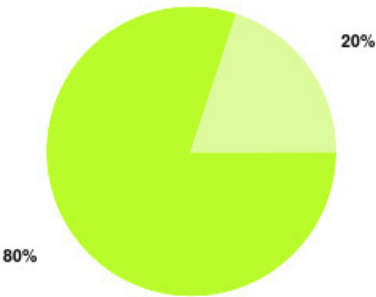


Community Rehab - Physiotherapy & Occupational Therapy (Hull) Summary

Number of responses: 5

Experience	Amount	Percentage
Very good	4	80.000%
Good	1	20.000%
Neither good nor poor	0	0.000%
Poor	0	0.000%
Very poor	0	0.000%
Do not know	0	0.000%

Very good Good Neither good nor poor Poor
Very poor Do not know



Experience	Amount	Percentage
Very good & Good	5	100.000%
Very poor & Poor	0	0.000%
Neither good nor poor & Do not know	0	0.000%

Very good & Good Very poor & Poor
Neither good nor poor & Do not know

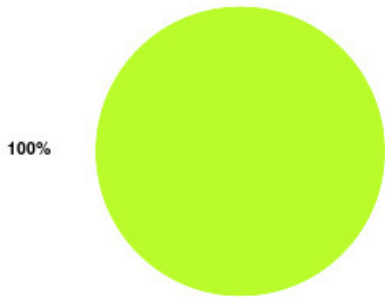


Community Ward (ERCH) Summary

Number of responses: 1

Experience	Amount	Percentage
Very good	1	100.000%
Good	0	0.000%
Neither good nor poor	0	0.000%
Poor	0	0.000%
Very poor	0	0.000%
Do not know	0	0.000%

Very good Good Neither good nor poor Poor
Very poor Do not know



Experience	Amount	Percentage
Very good & Good	1	100.000%
Very poor & Poor	0	0.000%
Neither good nor poor & Do not know	0	0.000%

Very good & Good Very poor & Poor
Neither good nor poor & Do not know



Customer Services Summary

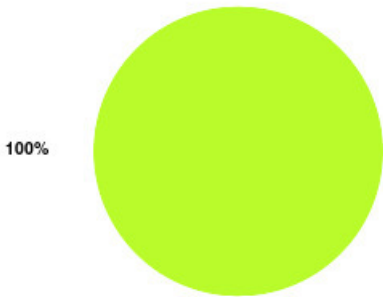
Number of responses: 0

Deep Vein Thrombosis Summary

Number of responses: 6


Experience	Amount	Percentage
Very good	6	100.000%
Good	0	0.000%
Neither good nor poor	0	0.000%
Poor	0	0.000%
Very poor	0	0.000%
Do not know	0	0.000%

Very good Good Neither good nor poor Poor
Very poor Do not know



Experience	Amount	Percentage
Very good & Good	6	100.000%
Very poor & Poor	0	0.000%
Neither good nor poor & Do not know	0	0.000%

Very good & Good Very poor & Poor
Neither good nor poor & Do not know

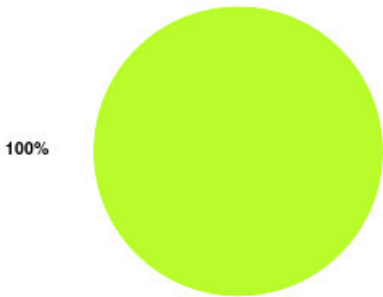


Dental - Beverley PDS Summary

Number of responses: 14


Experience	Amount	Percentage
Very good	14	100.000%
Good	0	0.000%
Neither good nor poor	0	0.000%
Poor	0	0.000%
Very poor	0	0.000%
Do not know	0	0.000%

Very good Good Neither good nor poor Poor
Very poor Do not know



Experience	Amount	Percentage
Very good & Good	14	100.000%
Very poor & Poor	0	0.000%
Neither good nor poor & Do not know	0	0.000%

Very good & Good Very poor & Poor
Neither good nor poor & Do not know



Dental - Bridlington CDS Summary

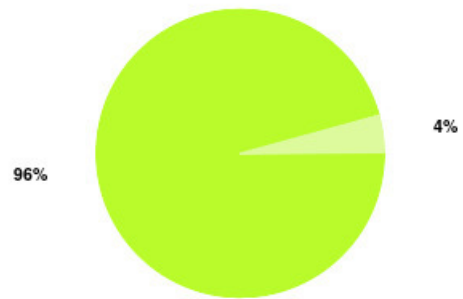
Number of responses: 0

Dental - Driffield PDS Summary

Number of responses: 23

Experience	Amount	Percentage
Very good	22	95.652%
Good	1	4.348%
Neither good nor poor	0	0.000%
Poor	0	0.000%
Very poor	0	0.000%
Do not know	0	0.000%

Very good Good Neither good nor poor Poor
Very poor Do not know



Experience	Amount	Percentage
Very good & Good	23	100.000%
Very poor & Poor	0	0.000%
Neither good nor poor & Do not know	0	0.000%

Very good & Good Very poor & Poor
Neither good nor poor & Do not know

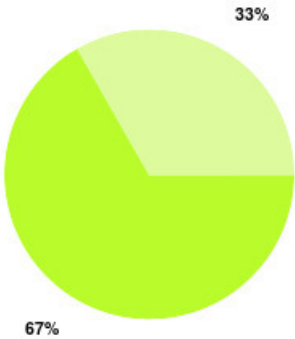


Dental - Goole CDS Summary

Number of responses: 3


Experience	Amount	Percentage
Very good	2	66.667%
Good	1	33.333%
Neither good nor poor	0	0.000%
Poor	0	0.000%
Very poor	0	0.000%
Do not know	0	0.000%

Very good Good Neither good nor poor Poor
Very poor Do not know



Experience	Amount	Percentage
Very good & Good	3	100.000%
Very poor & Poor	0	0.000%
Neither good nor poor & Do not know	0	0.000%

Very good & Good Very poor & Poor
Neither good nor poor & Do not know

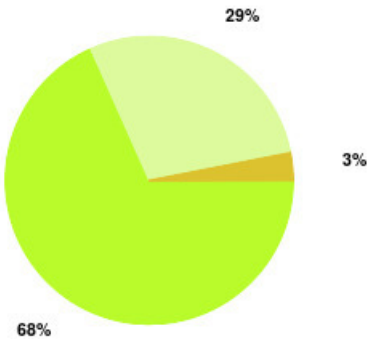


Dental - Goole PDS Summary

Number of responses: 63

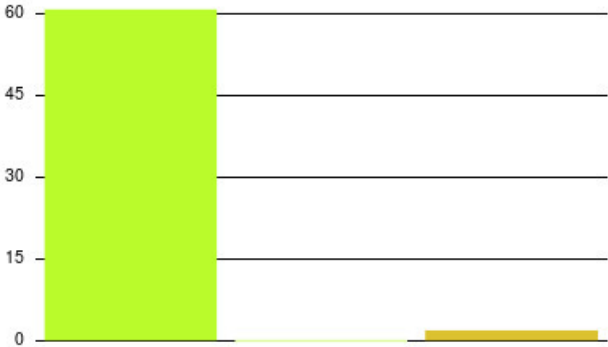
Experience	Amount	Percentage
Very good	43	68.254%
Good	18	28.571%
Neither good nor poor	2	3.175%
Poor	0	0.000%
Very poor	0	0.000%
Do not know	0	0.000%

Very good Good Neither good nor poor Poor
Very poor Do not know



Experience	Amount	Percentage
Very good & Good	61	96.825%
Very poor & Poor	0	0.000%
Neither good nor poor & Do not know	2	3.175%

Very good & Good Very poor & Poor
Neither good nor poor & Do not know

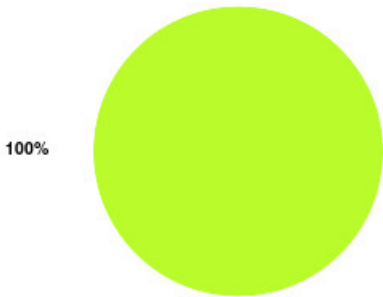


Dental - Highlands CDS Summary

Number of responses: 12

Experience	Amount	Percentage
Very good	12	100.000%
Good	0	0.000%
Neither good nor poor	0	0.000%
Poor	0	0.000%
Very poor	0	0.000%
Do not know	0	0.000%

Very good Good Neither good nor poor Poor
Very poor Do not know



Experience	Amount	Percentage
Very good & Good	12	100.000%
Very poor & Poor	0	0.000%
Neither good nor poor & Do not know	0	0.000%

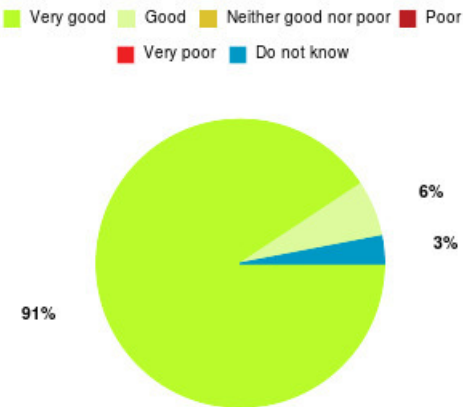
Very good & Good Very poor & Poor
Neither good nor poor & Do not know



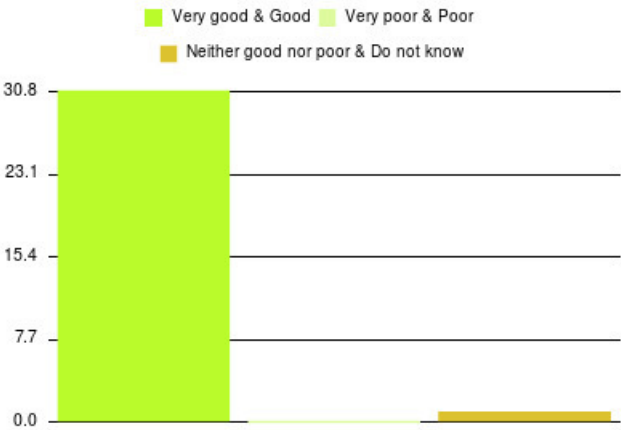
Dental - Jameson Street PDS Summary

Number of responses: 32

Experience	Amount	Percentage
Very good	29	90.625%
Good	2	6.250%
Neither good nor poor	0	0.000%
Poor	0	0.000%
Very poor	0	0.000%
Do not know	1	3.125%



Experience	Amount	Percentage
Very good & Good	31	96.875%
Very poor & Poor	0	0.000%
Neither good nor poor & Do not know	1	3.125%

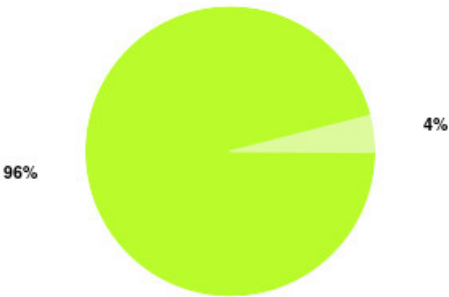


Dental - Orchard Park CDS Summary

Number of responses: 49

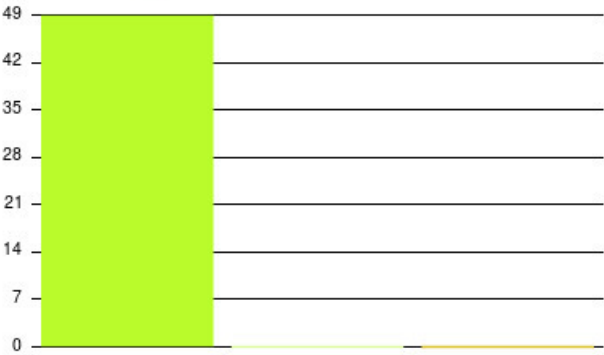
Experience	Amount	Percentage
Very good	47	95.918%
Good	2	4.082%
Neither good nor poor	0	0.000%
Poor	0	0.000%
Very poor	0	0.000%
Do not know	0	0.000%

Very good Good Neither good nor poor Poor
Very poor Do not know



Experience	Amount	Percentage
Very good & Good	49	100.000%
Very poor & Poor	0	0.000%
Neither good nor poor & Do not know	0	0.000%

Very good & Good Very poor & Poor
Neither good nor poor & Do not know

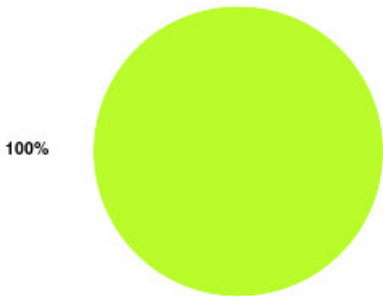


Dental - Pocklington PDS Summary

Number of responses: 3

Experience	Amount	Percentage
Very good	3	100.000%
Good	0	0.000%
Neither good nor poor	0	0.000%
Poor	0	0.000%
Very poor	0	0.000%
Do not know	0	0.000%

Very good Good Neither good nor poor Poor
Very poor Do not know



Experience	Amount	Percentage
Very good & Good	3	100.000%
Very poor & Poor	0	0.000%
Neither good nor poor & Do not know	0	0.000%

Very good & Good Very poor & Poor
Neither good nor poor & Do not know

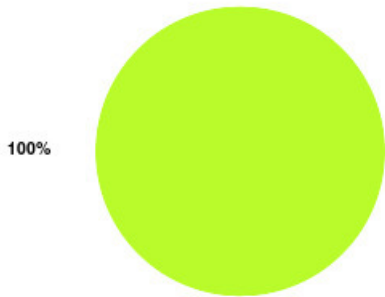


Dental - Withernsea PDS Summary

Number of responses: 2

Experience	Amount	Percentage
Very good	2	100.000%
Good	0	0.000%
Neither good nor poor	0	0.000%
Poor	0	0.000%
Very poor	0	0.000%
Do not know	0	0.000%

Very good Good Neither good nor poor Poor
Very poor Do not know



Experience	Amount	Percentage
Very good & Good	2	100.000%
Very poor & Poor	0	0.000%
Neither good nor poor & Do not know	0	0.000%

Very good & Good Very poor & Poor
Neither good nor poor & Do not know



Diabetes Podiatry Summary

Number of responses: 0

Diabetes Service (East Riding) Summary

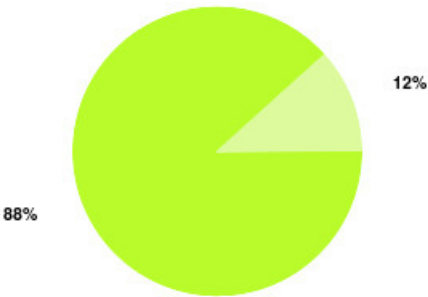
Number of responses: 0

Dietetics (East Riding) Summary

Number of responses: 17

Experience	Amount	Percentage
Very good	15	88.235%
Good	2	11.765%
Neither good nor poor	0	0.000%
Poor	0	0.000%
Very poor	0	0.000%
Do not know	0	0.000%

Very good Good Neither good nor poor Poor
Very poor Do not know



Experience	Amount	Percentage
Very good & Good	17	100.000%
Very poor & Poor	0	0.000%
Neither good nor poor & Do not know	0	0.000%

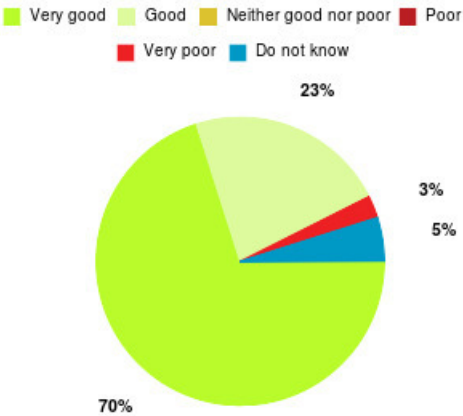
Very good & Good Very poor & Poor
Neither good nor poor & Do not know



Dietetics (Hull) Summary

Number of responses: 40

Experience	Amount	Percentage
Very good	28	70.000%
Good	9	22.500%
Neither good nor poor	0	0.000%
Poor	0	0.000%
Very poor	1	2.500%
Do not know	2	5.000%



Experience	Amount	Percentage
Very good & Good	37	92.500%
Very poor & Poor	1	2.500%
Neither good nor poor & Do not know	2	5.000%



East Riding Frailty Team Summary

Number of responses: 0


Eating Disorders Summary

Number of responses: 4

Experience	Amount	Percentage
Very good	2	50.000%
Good	2	50.000%
Neither good nor poor	0	0.000%
Poor	0	0.000%
Very poor	0	0.000%
Do not know	0	0.000%

Experience	Amount	Percentage
Very good & Good	4	100.000%
Very poor & Poor	0	0.000%
Neither good nor poor & Do not know	0	0.000%

Very good Good Neither good nor poor Poor
Very poor Do not know
50%



50%

Very good & Good Very poor & Poor
Neither good nor poor & Do not know



EMPOWER Summary

Number of responses: 0

ER Tissue Viability Summary

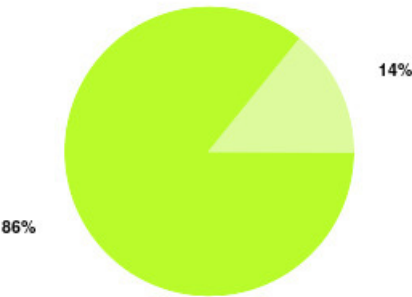
Number of responses: 0

Falls Team (East Riding) Summary

Number of responses: 7

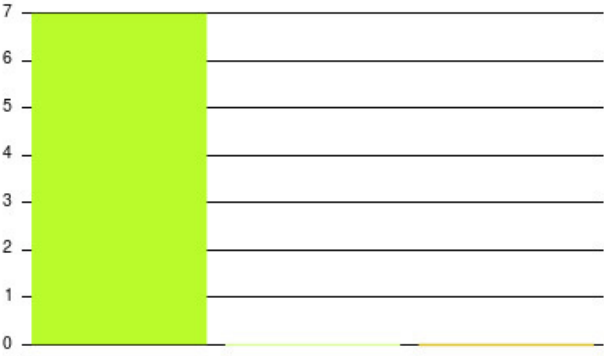
Experience	Amount	Percentage
Very good	6	85.714%
Good	1	14.286%
Neither good nor poor	0	0.000%
Poor	0	0.000%
Very poor	0	0.000%
Do not know	0	0.000%

Very good Good Neither good nor poor Poor
Very poor Do not know



Experience	Amount	Percentage
Very good & Good	7	100.000%
Very poor & Poor	0	0.000%
Neither good nor poor & Do not know	0	0.000%

Very good & Good Very poor & Poor
Neither good nor poor & Do not know

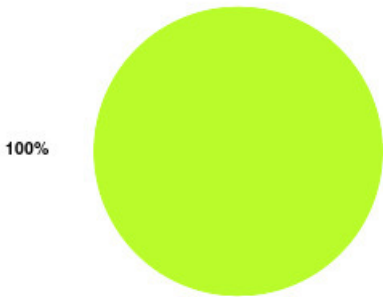


Falls Team (Hull) Summary

Number of responses: 14

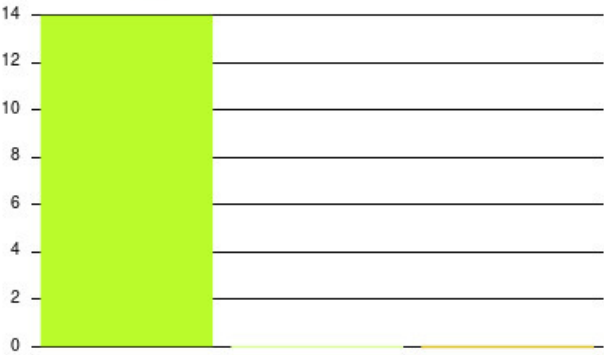
Experience	Amount	Percentage
Very good	14	100.000%
Good	0	0.000%
Neither good nor poor	0	0.000%
Poor	0	0.000%
Very poor	0	0.000%
Do not know	0	0.000%

Very good Good Neither good nor poor Poor
Very poor Do not know



Experience	Amount	Percentage
Very good & Good	14	100.000%
Very poor & Poor	0	0.000%
Neither good nor poor & Do not know	0	0.000%

Very good & Good Very poor & Poor
Neither good nor poor & Do not know

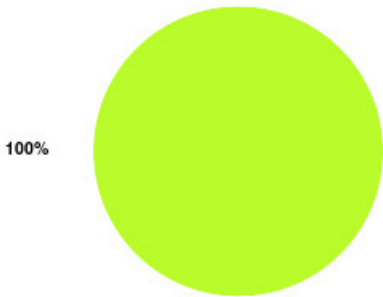


Fit4All Team (SH) Summary

Number of responses: 3


Experience	Amount	Percentage
Very good	3	100.000%
Good	0	0.000%
Neither good nor poor	0	0.000%
Poor	0	0.000%
Very poor	0	0.000%
Do not know	0	0.000%

Very good Good Neither good nor poor Poor
Very poor Do not know



Experience	Amount	Percentage
Very good & Good	3	100.000%
Very poor & Poor	0	0.000%
Neither good nor poor & Do not know	0	0.000%

Very good & Good Very poor & Poor
Neither good nor poor & Do not know



Flu Immunisation (ERY) Summary

Number of responses: 0

Gastroenterology Summary

Number of responses: 0

Goole UTC Summary

Number of responses: 0

GP - East Park Surgery Summary

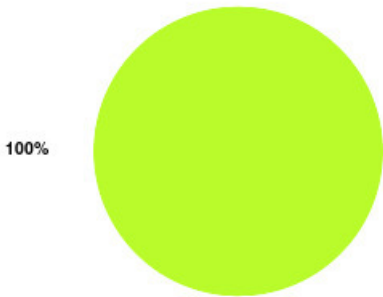
Number of responses: 0

GP - Story Street Walk In Summary

Number of responses: 8

Experience	Amount	Percentage
Very good	8	100.000%
Good	0	0.000%
Neither good nor poor	0	0.000%
Poor	0	0.000%
Very poor	0	0.000%
Do not know	0	0.000%

Very good Good Neither good nor poor Poor
Very poor Do not know



Experience	Amount	Percentage
Very good & Good	8	100.000%
Very poor & Poor	0	0.000%
Neither good nor poor & Do not know	0	0.000%

Very good & Good Very poor & Poor
Neither good nor poor & Do not know



GP - Kingston Practice Summary

Number of responses: 0

GP - Riverside Practice Summary

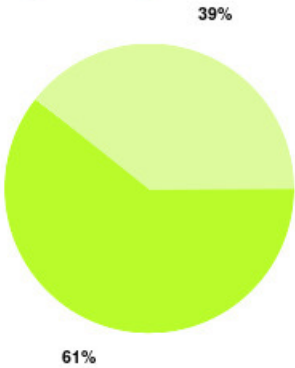
Number of responses: 0

GP - The Quays Summary

Number of responses: 33

Experience	Amount	Percentage
Very good	20	60.606%
Good	13	39.394%
Neither good nor poor	0	0.000%
Poor	0	0.000%
Very poor	0	0.000%
Do not know	0	0.000%

Very good Good Neither good nor poor Poor
Very poor Do not know



Experience	Amount	Percentage
Very good & Good	33	100.000%
Very poor & Poor	0	0.000%
Neither good nor poor & Do not know	0	0.000%

Very good & Good Very poor & Poor
Neither good nor poor & Do not know



GP - Wolds View Primary Care Centre Summary

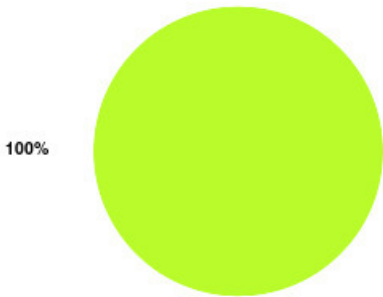
Number of responses: 0

Health & Development Worker Summary

Number of responses: 4

Experience	Amount	Percentage
Very good	4	100.000%
Good	0	0.000%
Neither good nor poor	0	0.000%
Poor	0	0.000%
Very poor	0	0.000%
Do not know	0	0.000%

Very good Good Neither good nor poor Poor
Very poor Do not know



Experience	Amount	Percentage
Very good & Good	4	100.000%
Very poor & Poor	0	0.000%
Neither good nor poor & Do not know	0	0.000%

Very good & Good Very poor & Poor
Neither good nor poor & Do not know



Health & Wellbeing Service - Primary Care Summary

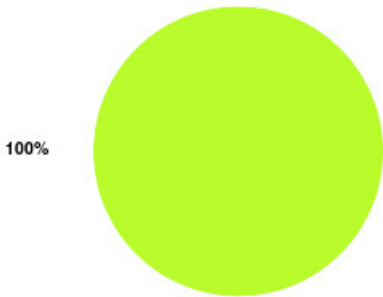
Number of responses: 0

Health Checks (SH) Summary

Number of responses: 1


Experience	Amount	Percentage
Very good	1	100.000%
Good	0	0.000%
Neither good nor poor	0	0.000%
Poor	0	0.000%
Very poor	0	0.000%
Do not know	0	0.000%

Very good Good Neither good nor poor Poor
Very poor Do not know



Experience	Amount	Percentage
Very good & Good	1	100.000%
Very poor & Poor	0	0.000%
Neither good nor poor & Do not know	0	0.000%

Very good & Good Very poor & Poor
Neither good nor poor & Do not know

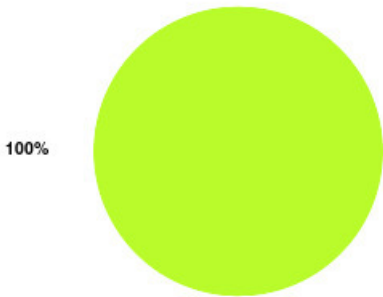


Health Trainers (inc Social Prescribing) SH Summary

Number of responses: 13


Experience	Amount	Percentage
Very good	13	100.000%
Good	0	0.000%
Neither good nor poor	0	0.000%
Poor	0	0.000%
Very poor	0	0.000%
Do not know	0	0.000%

Very good Good Neither good nor poor Poor
Very poor Do not know



Experience	Amount	Percentage
Very good & Good	13	100.000%
Very poor & Poor	0	0.000%
Neither good nor poor & Do not know	0	0.000%

Very good & Good Very poor & Poor
Neither good nor poor & Do not know

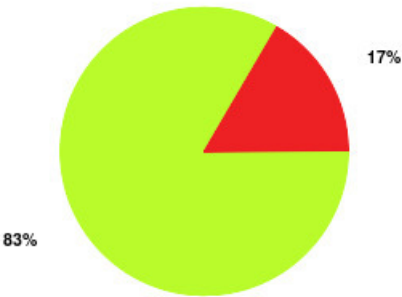


Health Visiting Summary

Number of responses: 6

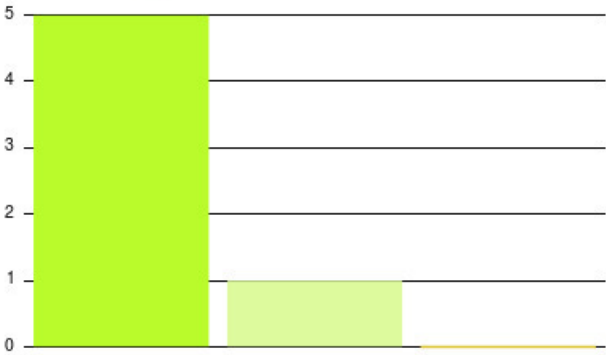
Experience	Amount	Percentage
Very good	5	83.333%
Good	0	0.000%
Neither good nor poor	0	0.000%
Poor	0	0.000%
Very poor	1	16.667%
Do not know	0	0.000%

Very good Good Neither good nor poor Poor
Very poor Do not know



Experience	Amount	Percentage
Very good & Good	5	83.333%
Very poor & Poor	1	16.667%
Neither good nor poor & Do not know	0	0.000%

Very good & Good Very poor & Poor
Neither good nor poor & Do not know



Healthy Hull Summary

Number of responses: 0

HERCH20 Summary

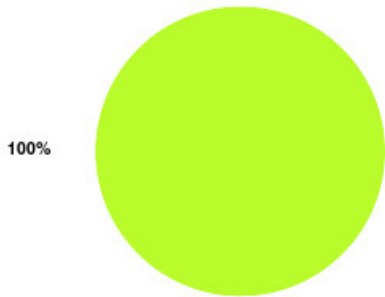
Number of responses: 0

Home Oxygen Service (East Riding) Summary

Number of responses: 2

Experience	Amount	Percentage
Very good	2	100.000%
Good	0	0.000%
Neither good nor poor	0	0.000%
Poor	0	0.000%
Very poor	0	0.000%
Do not know	0	0.000%

Very good Good Neither good nor poor Poor
Very poor Do not know



Experience	Amount	Percentage
Very good & Good	2	100.000%
Very poor & Poor	0	0.000%
Neither good nor poor & Do not know	0	0.000%

Very good & Good Very poor & Poor
Neither good nor poor & Do not know

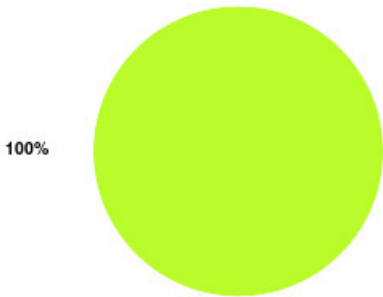


Home Oxygen Service (Hull) Summary

Number of responses: 2

Experience	Amount	Percentage
Very good	2	100.000%
Good	0	0.000%
Neither good nor poor	0	0.000%
Poor	0	0.000%
Very poor	0	0.000%
Do not know	0	0.000%

Very good Good Neither good nor poor Poor
Very poor Do not know



Experience	Amount	Percentage
Very good & Good	2	100.000%
Very poor & Poor	0	0.000%
Neither good nor poor & Do not know	0	0.000%

Very good & Good Very poor & Poor
Neither good nor poor & Do not know

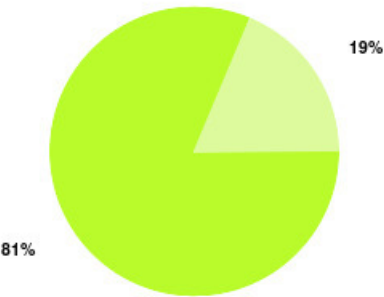


Hull and East Riding Accelerated Lower Limb (HEAL) Pathway Summary

Number of responses: 16

Experience	Amount	Percentage
Very good	13	81.250%
Good	3	18.750%
Neither good nor poor	0	0.000%
Poor	0	0.000%
Very poor	0	0.000%
Do not know	0	0.000%

Very good Good Neither good nor poor Poor
Very poor Do not know



Experience	Amount	Percentage
Very good & Good	16	100.000%
Very poor & Poor	0	0.000%
Neither good nor poor & Do not know	0	0.000%

Very good & Good Very poor & Poor
Neither good nor poor & Do not know



Hull Complex Wounds Summary

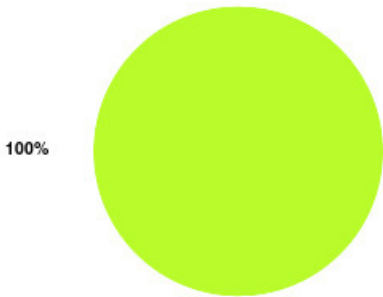
Number of responses: 0

Hull First Falls Summary

Number of responses: 22

Experience	Amount	Percentage
Very good	22	100.000%
Good	0	0.000%
Neither good nor poor	0	0.000%
Poor	0	0.000%
Very poor	0	0.000%
Do not know	0	0.000%

Very good Good Neither good nor poor Poor
Very poor Do not know



Experience	Amount	Percentage
Very good & Good	22	100.000%
Very poor & Poor	0	0.000%
Neither good nor poor & Do not know	0	0.000%

Very good & Good Very poor & Poor
Neither good nor poor & Do not know



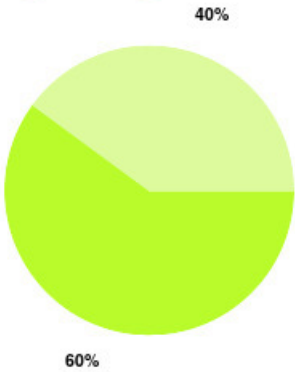
Hull Urgent Care Summary

Number of responses: 10

Experience	Amount	Percentage
Very good	6	60.000%
Good	4	40.000%
Neither good nor poor	0	0.000%
Poor	0	0.000%
Very poor	0	0.000%
Do not know	0	0.000%

Experience	Amount	Percentage
Very good & Good	10	100.000%
Very poor & Poor	0	0.000%
Neither good nor poor & Do not know	0	0.000%

Very good Good Neither good nor poor Poor
Very poor Do not know



Very good & Good Very poor & Poor
Neither good nor poor & Do not know



IMPS Summary

Number of responses: 0

Infant Feeding Co-ordinator Summary

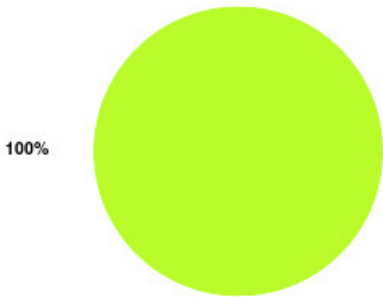
Number of responses: 0

Infant Feeding Service (SH) Summary

Number of responses: 14


Experience	Amount	Percentage
Very good	14	100.000%
Good	0	0.000%
Neither good nor poor	0	0.000%
Poor	0	0.000%
Very poor	0	0.000%
Do not know	0	0.000%

Very good Good Neither good nor poor Poor
Very poor Do not know



Experience	Amount	Percentage
Very good & Good	14	100.000%
Very poor & Poor	0	0.000%
Neither good nor poor & Do not know	0	0.000%

Very good & Good Very poor & Poor
Neither good nor poor & Do not know



Intermediate Care Summary

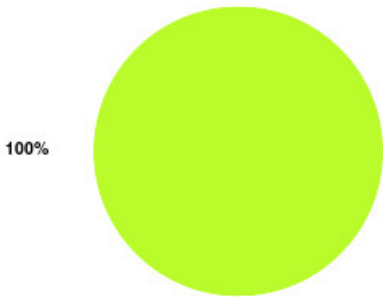
Number of responses: 0

Intermediate Care (ER) Summary

Number of responses: 3

Experience	Amount	Percentage
Very good	3	100.000%
Good	0	0.000%
Neither good nor poor	0	0.000%
Poor	0	0.000%
Very poor	0	0.000%
Do not know	0	0.000%

Very good Good Neither good nor poor Poor
Very poor Do not know



Experience	Amount	Percentage
Very good & Good	3	100.000%
Very poor & Poor	0	0.000%
Neither good nor poor & Do not know	0	0.000%

Very good & Good Very poor & Poor
Neither good nor poor & Do not know

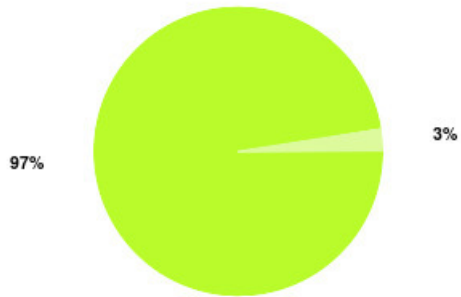


Jean Bishop ICC Summary

Number of responses: 39

Experience	Amount	Percentage
Very good	38	97.436%
Good	1	2.564%
Neither good nor poor	0	0.000%
Poor	0	0.000%
Very poor	0	0.000%
Do not know	0	0.000%

Very good Good Neither good nor poor Poor
Very poor Do not know



Experience	Amount	Percentage
Very good & Good	39	100.000%
Very poor & Poor	0	0.000%
Neither good nor poor & Do not know	0	0.000%

Very good & Good Very poor & Poor
Neither good nor poor & Do not know

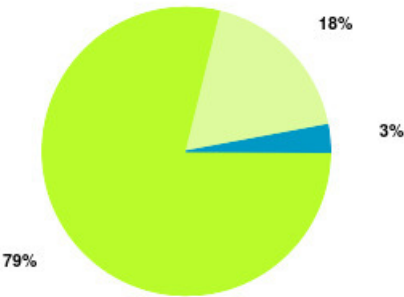


Let's Talk (Hull) Summary

Number of responses: 33

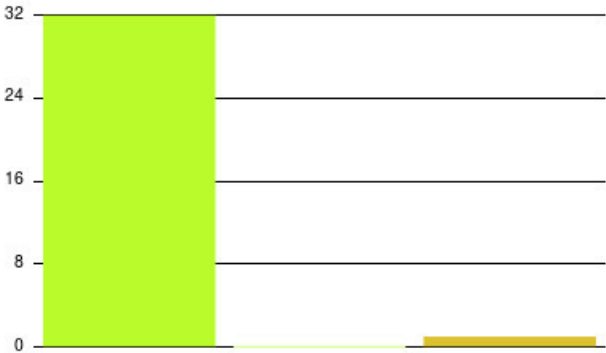
Experience	Amount	Percentage
Very good	26	78.788%
Good	6	18.182%
Neither good nor poor	0	0.000%
Poor	0	0.000%
Very poor	0	0.000%
Do not know	1	3.030%

Very good Good Neither good nor poor Poor
Very poor Do not know



Experience	Amount	Percentage
Very good & Good	32	96.970%
Very poor & Poor	0	0.000%
Neither good nor poor & Do not know	1	3.030%

Very good & Good Very poor & Poor
Neither good nor poor & Do not know



Let's Talk - Cruse Summary

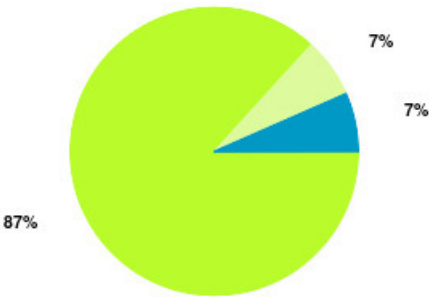
Number of responses: 0

Let's Talk - Focus Counselling Summary

Number of responses: 15

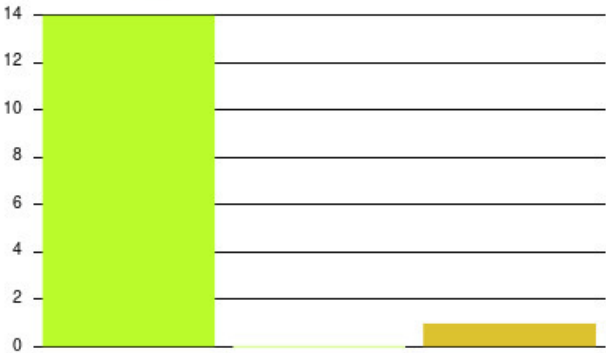
Experience	Amount	Percentage
Very good	13	86.667%
Good	1	6.667%
Neither good nor poor	0	0.000%
Poor	0	0.000%
Very poor	0	0.000%
Do not know	1	6.667%

Very good Good Neither good nor poor Poor
Very poor Do not know



Experience	Amount	Percentage
Very good & Good	14	93.333%
Very poor & Poor	0	0.000%
Neither good nor poor & Do not know	1	6.667%

Very good & Good Very poor & Poor
Neither good nor poor & Do not know



Let's Talk - Good Day Therapy Summary

Number of responses: 0

Let's Talk - HEY Mind Summary

Number of responses: 0

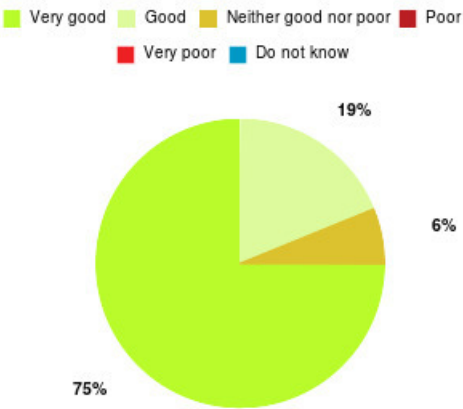
Let's Talk - House of Light Summary

Number of responses: 0

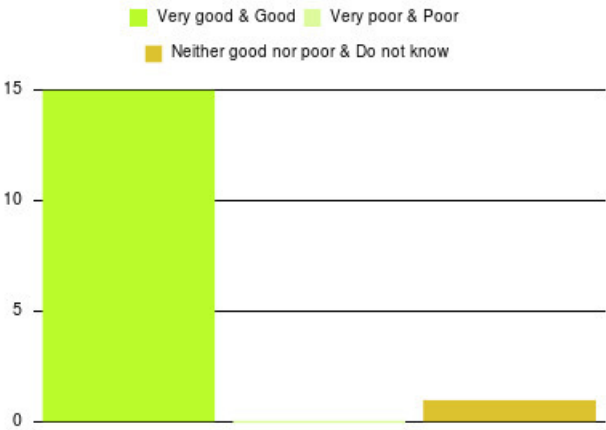
Let's Talk - Joan Pickard Ltd Summary

Number of responses: 16

Experience	Amount	Percentage
Very good	12	75.000%
Good	3	18.750%
Neither good nor poor	1	6.250%
Poor	0	0.000%
Very poor	0	0.000%
Do not know	0	0.000%



Experience	Amount	Percentage
Very good & Good	15	93.750%
Very poor & Poor	0	0.000%
Neither good nor poor & Do not know	1	6.250%



Let's Talk - Relate Summary

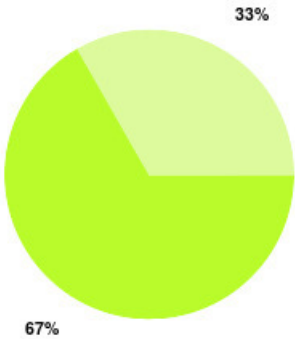
Number of responses: 0

Let's Talk - S2BH Summary

Number of responses: 6


Experience	Amount	Percentage
Very good	4	66.667%
Good	2	33.333%
Neither good nor poor	0	0.000%
Poor	0	0.000%
Very poor	0	0.000%
Do not know	0	0.000%

Very good Good Neither good nor poor Poor
Very poor Do not know



Experience	Amount	Percentage
Very good & Good	6	100.000%
Very poor & Poor	0	0.000%
Neither good nor poor & Do not know	0	0.000%

Very good & Good Very poor & Poor
Neither good nor poor & Do not know

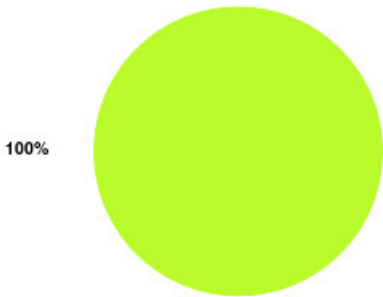


Let's Talk - Temenos Summary

Number of responses: 3


Experience	Amount	Percentage
Very good	3	100.000%
Good	0	0.000%
Neither good nor poor	0	0.000%
Poor	0	0.000%
Very poor	0	0.000%
Do not know	0	0.000%

Very good Good Neither good nor poor Poor
Very poor Do not know



Experience	Amount	Percentage
Very good & Good	3	100.000%
Very poor & Poor	0	0.000%
Neither good nor poor & Do not know	0	0.000%

Very good & Good Very poor & Poor
Neither good nor poor & Do not know

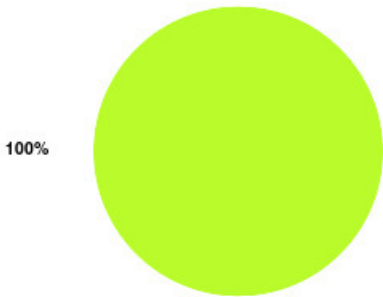


Lifestyle Referral (SH) Summary

Number of responses: 1

Experience	Amount	Percentage
Very good	1	100.000%
Good	0	0.000%
Neither good nor poor	0	0.000%
Poor	0	0.000%
Very poor	0	0.000%
Do not know	0	0.000%

Very good Good Neither good nor poor Poor
Very poor Do not know



Experience	Amount	Percentage
Very good & Good	1	100.000%
Very poor & Poor	0	0.000%
Neither good nor poor & Do not know	0	0.000%

Very good & Good Very poor & Poor
Neither good nor poor & Do not know



Local Outbreak Team Summary

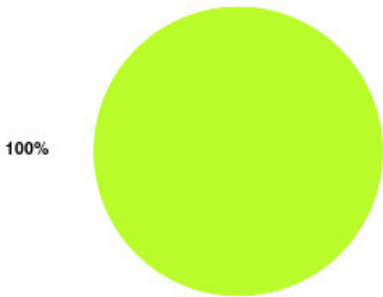
Number of responses: 0

Lymphoedema Summary

Number of responses: 1

Experience	Amount	Percentage
Very good	1	100.000%
Good	0	0.000%
Neither good nor poor	0	0.000%
Poor	0	0.000%
Very poor	0	0.000%
Do not know	0	0.000%

Very good Good Neither good nor poor Poor
Very poor Do not know



Experience	Amount	Percentage
Very good & Good	1	100.000%
Very poor & Poor	0	0.000%
Neither good nor poor & Do not know	0	0.000%

Very good & Good Very poor & Poor
Neither good nor poor & Do not know



Macmillan Wolds Unit (Bridlington) Summary

Number of responses: 0

Medicines Management - Care Home Service Summary

Number of responses: 0

Mental Health Team (SH) Summary

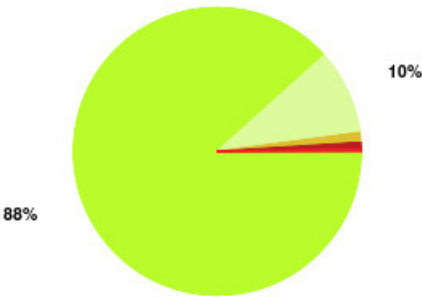
Number of responses: 0

MSK Physiotherapy Summary

Number of responses: 273

Experience	Amount	Percentage
Very good	241	88.278%
Good	26	9.524%
Neither good nor poor	3	1.099%
Poor	2	0.733%
Very poor	1	0.366%
Do not know	0	0.000%

Very good Good Neither good nor poor Poor
Very poor Do not know



Experience	Amount	Percentage
Very good & Good	267	97.802%
Very poor & Poor	3	1.099%
Neither good nor poor & Do not know	3	1.099%

Very good & Good Very poor & Poor
Neither good nor poor & Do not know



NHS Continuing Healthcare Summary

Number of responses: 0

Night Care Service (EOL) Summary

Number of responses: 0

OccWellbeing Summary

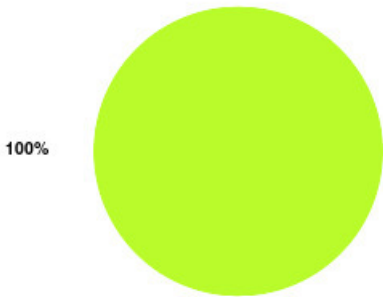
Number of responses: 0

Oral Health (SH) Summary

Number of responses: 2

Experience	Amount	Percentage
Very good	2	100.000%
Good	0	0.000%
Neither good nor poor	0	0.000%
Poor	0	0.000%
Very poor	0	0.000%
Do not know	0	0.000%

Very good Good Neither good nor poor Poor
Very poor Do not know



Experience	Amount	Percentage
Very good & Good	2	100.000%
Very poor & Poor	0	0.000%
Neither good nor poor & Do not know	0	0.000%

Very good & Good Very poor & Poor
Neither good nor poor & Do not know

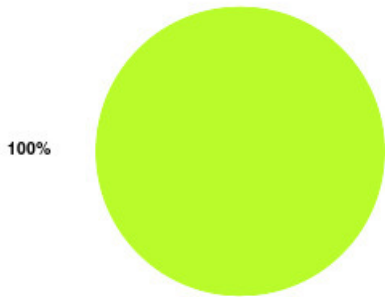


Oral Health Promotion Team Summary

Number of responses: 34

Experience	Amount	Percentage
Very good	34	100.000%
Good	0	0.000%
Neither good nor poor	0	0.000%
Poor	0	0.000%
Very poor	0	0.000%
Do not know	0	0.000%

Very good Good Neither good nor poor Poor
Very poor Do not know



Experience	Amount	Percentage
Very good & Good	34	100.000%
Very poor & Poor	0	0.000%
Neither good nor poor & Do not know	0	0.000%

Very good & Good Very poor & Poor
Neither good nor poor & Do not know



Out of Hours Nursing (East Riding) Summary

Number of responses: 0

Out of Hours Nursing (EOL) Summary

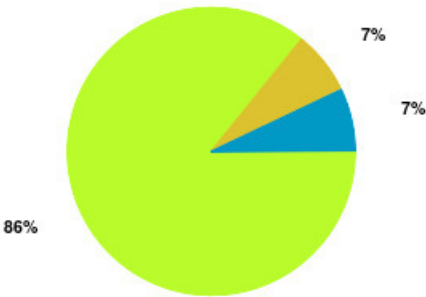
Number of responses: 0

Pain Management - ER & VoY Summary

Number of responses: 14

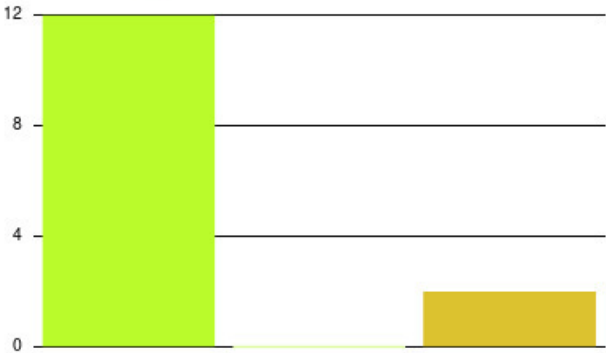
Experience	Amount	Percentage
Very good	12	85.714%
Good	0	0.000%
Neither good nor poor	1	7.143%
Poor	0	0.000%
Very poor	0	0.000%
Do not know	1	7.143%

Very good Good Neither good nor poor Poor
Very poor Do not know



Experience	Amount	Percentage
Very good & Good	12	85.714%
Very poor & Poor	0	0.000%
Neither good nor poor & Do not know	2	14.286%

Very good & Good Very poor & Poor
Neither good nor poor & Do not know

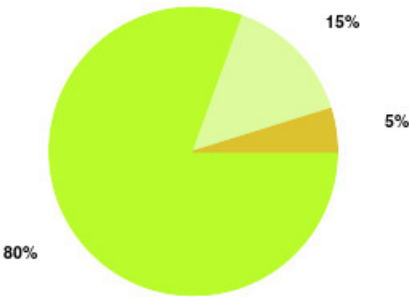


Pain Management - Hull Summary

Number of responses: 41

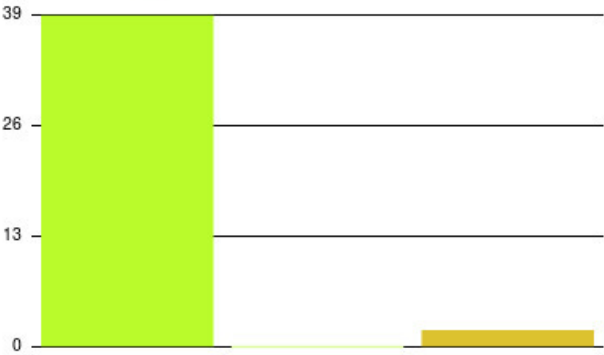
Experience	Amount	Percentage
Very good	33	80.488%
Good	6	14.634%
Neither good nor poor	2	4.878%
Poor	0	0.000%
Very poor	0	0.000%
Do not know	0	0.000%

Very good Good Neither good nor poor Poor
Very poor Do not know



Experience	Amount	Percentage
Very good & Good	39	95.122%
Very poor & Poor	0	0.000%
Neither good nor poor & Do not know	2	4.878%

Very good & Good Very poor & Poor
Neither good nor poor & Do not know

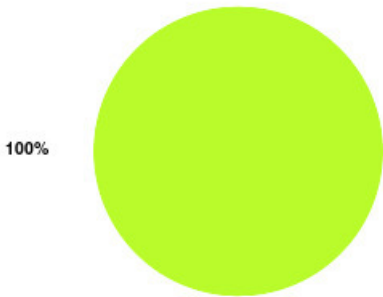


Parkinson's Hub (ICC) Summary

Number of responses: 4

Experience	Amount	Percentage
Very good	4	100.000%
Good	0	0.000%
Neither good nor poor	0	0.000%
Poor	0	0.000%
Very poor	0	0.000%
Do not know	0	0.000%

Very good Good Neither good nor poor Poor
Very poor Do not know



Experience	Amount	Percentage
Very good & Good	4	100.000%
Very poor & Poor	0	0.000%
Neither good nor poor & Do not know	0	0.000%

Very good & Good Very poor & Poor
Neither good nor poor & Do not know



PAUL for Brain recovery Summary

Number of responses: 0

Pharmacies Summary

Number of responses: 0

Phlebotomy - Withernsea Hospital Summary

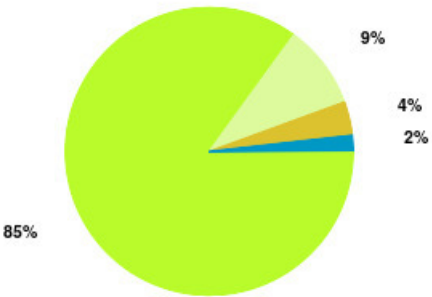
Number of responses: 0

Podiatry (ER - Beverley) Summary

Number of responses: 53

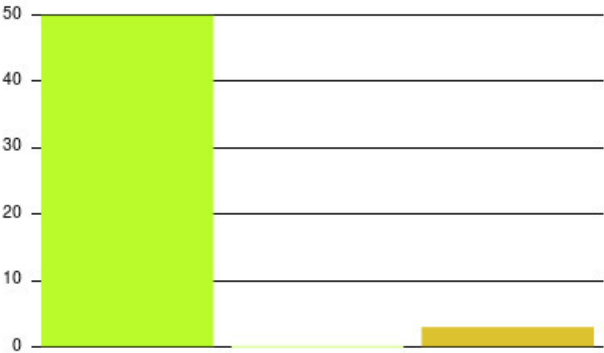
Experience	Amount	Percentage
Very good	45	84.906%
Good	5	9.434%
Neither good nor poor	2	3.774%
Poor	0	0.000%
Very poor	0	0.000%
Do not know	1	1.887%

Very good Good Neither good nor poor Poor
Very poor Do not know



Experience	Amount	Percentage
Very good & Good	50	94.340%
Very poor & Poor	0	0.000%
Neither good nor poor & Do not know	3	5.660%

Very good & Good Very poor & Poor
Neither good nor poor & Do not know

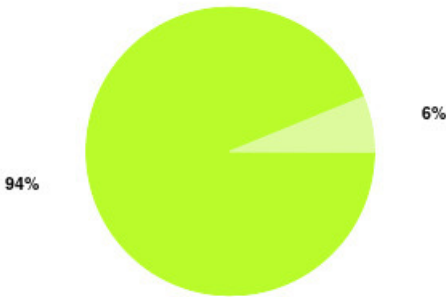


Podiatry (ER - Bridlington) Summary

Number of responses: 32

Experience	Amount	Percentage
Very good	30	93.750%
Good	2	6.250%
Neither good nor poor	0	0.000%
Poor	0	0.000%
Very poor	0	0.000%
Do not know	0	0.000%

Very good Good Neither good nor poor Poor
Very poor Do not know



Experience	Amount	Percentage
Very good & Good	32	100.000%
Very poor & Poor	0	0.000%
Neither good nor poor & Do not know	0	0.000%

Very good & Good Very poor & Poor
Neither good nor poor & Do not know

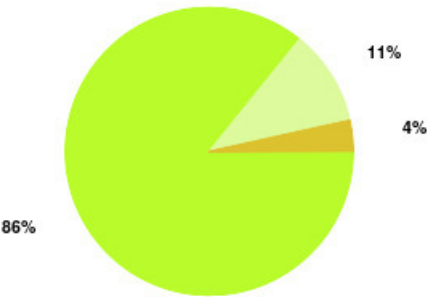


Podiatry (ER - Driffield) Summary

Number of responses: 28

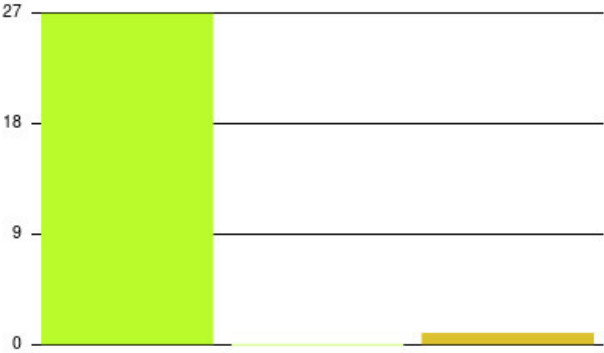
Experience	Amount	Percentage
Very good	24	85.714%
Good	3	10.714%
Neither good nor poor	1	3.571%
Poor	0	0.000%
Very poor	0	0.000%
Do not know	0	0.000%

Very good Good Neither good nor poor Poor
Very poor Do not know



Experience	Amount	Percentage
Very good & Good	27	96.429%
Very poor & Poor	0	0.000%
Neither good nor poor & Do not know	1	3.571%

Very good & Good Very poor & Poor
Neither good nor poor & Do not know

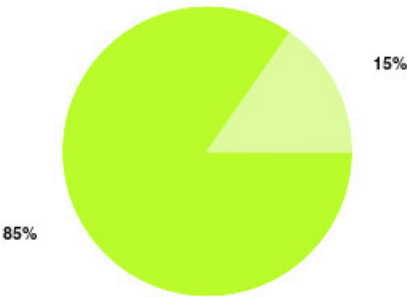


Podiatry (ER - Goole) Summary

Number of responses: 39

Experience	Amount	Percentage
Very good	33	84.615%
Good	6	15.385%
Neither good nor poor	0	0.000%
Poor	0	0.000%
Very poor	0	0.000%
Do not know	0	0.000%

Very good Good Neither good nor poor Poor
Very poor Do not know



Experience	Amount	Percentage
Very good & Good	39	100.000%
Very poor & Poor	0	0.000%
Neither good nor poor & Do not know	0	0.000%

Very good & Good Very poor & Poor
Neither good nor poor & Do not know



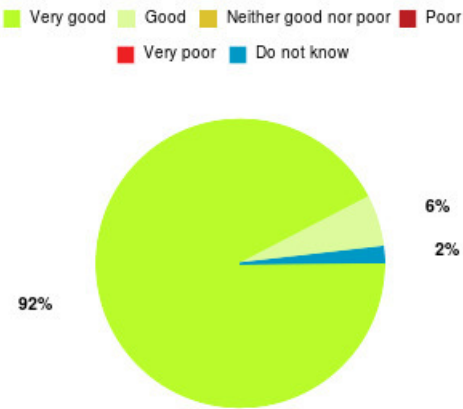
Podiatry (ER - Hedon/Rosedale) Summary

Number of responses: 0

Podiatry (ER - Hesse) Summary

Number of responses: 52

Experience	Amount	Percentage
Very good	48	92.308%
Good	3	5.769%
Neither good nor poor	0	0.000%
Poor	0	0.000%
Very poor	0	0.000%
Do not know	1	1.923%



Experience	Amount	Percentage
Very good & Good	51	98.077%
Very poor & Poor	0	0.000%
Neither good nor poor & Do not know	1	1.923%

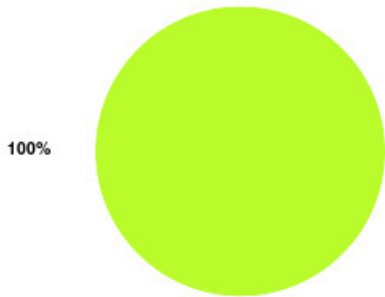


Podiatry (ER - Home visits) Summary

Number of responses: 1

Experience	Amount	Percentage
Very good	1	100.000%
Good	0	0.000%
Neither good nor poor	0	0.000%
Poor	0	0.000%
Very poor	0	0.000%
Do not know	0	0.000%

Very good Good Neither good nor poor Poor
Very poor Do not know



Experience	Amount	Percentage
Very good & Good	1	100.000%
Very poor & Poor	0	0.000%
Neither good nor poor & Do not know	0	0.000%

Very good & Good Very poor & Poor
Neither good nor poor & Do not know

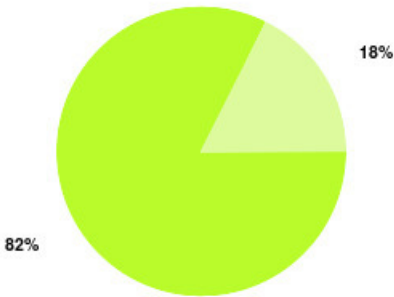


Podiatry (ER - Hornsea) Summary

Number of responses: 17

Experience	Amount	Percentage
Very good	14	82.353%
Good	3	17.647%
Neither good nor poor	0	0.000%
Poor	0	0.000%
Very poor	0	0.000%
Do not know	0	0.000%

Very good Good Neither good nor poor Poor
Very poor Do not know



Experience	Amount	Percentage
Very good & Good	17	100.000%
Very poor & Poor	0	0.000%
Neither good nor poor & Do not know	0	0.000%

Very good & Good Very poor & Poor
Neither good nor poor & Do not know

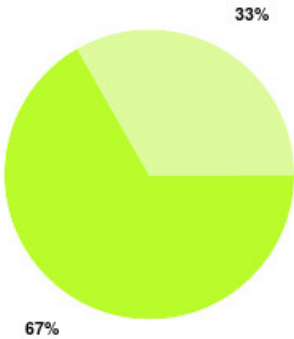


Podiatry (ER - Market Weighton) Summary

Number of responses: 6


Experience	Amount	Percentage
Very good	4	66.667%
Good	2	33.333%
Neither good nor poor	0	0.000%
Poor	0	0.000%
Very poor	0	0.000%
Do not know	0	0.000%

Very good Good Neither good nor poor Poor
Very poor Do not know



Experience	Amount	Percentage
Very good & Good	6	100.000%
Very poor & Poor	0	0.000%
Neither good nor poor & Do not know	0	0.000%

Very good & Good Very poor & Poor
Neither good nor poor & Do not know

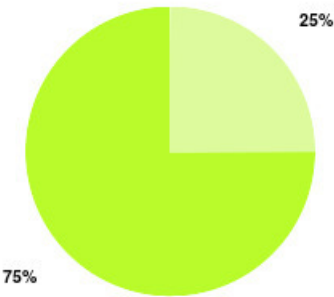


Podiatry (ER - MSK) Summary

Number of responses: 20

Experience	Amount	Percentage
Very good	15	75.000%
Good	5	25.000%
Neither good nor poor	0	0.000%
Poor	0	0.000%
Very poor	0	0.000%
Do not know	0	0.000%

Very good Good Neither good nor poor Poor
Very poor Do not know



Experience	Amount	Percentage
Very good & Good	20	100.000%
Very poor & Poor	0	0.000%
Neither good nor poor & Do not know	0	0.000%

Very good & Good Very poor & Poor
Neither good nor poor & Do not know

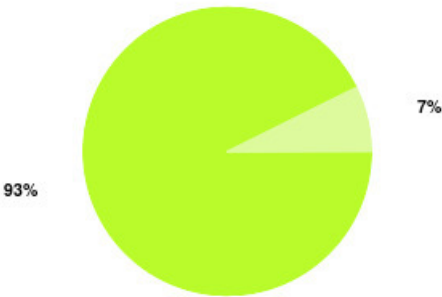


Podiatry (ER - Withernsea) Summary

Number of responses: 27

Experience	Amount	Percentage
Very good	25	92.593%
Good	2	7.407%
Neither good nor poor	0	0.000%
Poor	0	0.000%
Very poor	0	0.000%
Do not know	0	0.000%

Very good Good Neither good nor poor Poor
Very poor Do not know



Experience	Amount	Percentage
Very good & Good	27	100.000%
Very poor & Poor	0	0.000%
Neither good nor poor & Do not know	0	0.000%

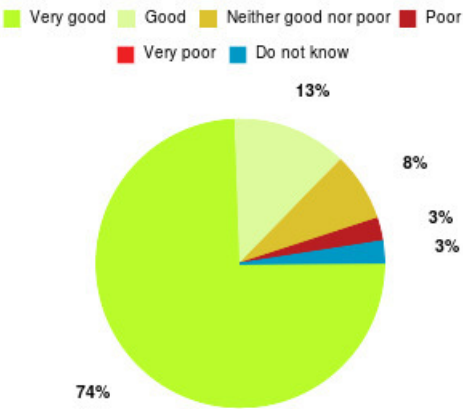
Very good & Good Very poor & Poor
Neither good nor poor & Do not know



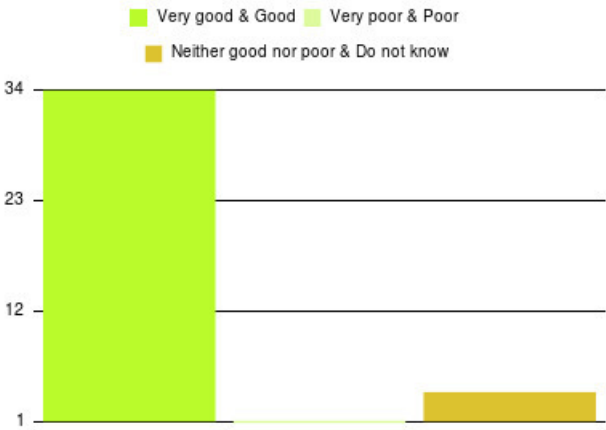
Podiatry (Hull - Bransholme HC) Summary

Number of responses: 39

Experience	Amount	Percentage
Very good	29	74.359%
Good	5	12.821%
Neither good nor poor	3	7.692%
Poor	1	2.564%
Very poor	0	0.000%
Do not know	1	2.564%



Experience	Amount	Percentage
Very good & Good	34	87.179%
Very poor & Poor	1	2.564%
Neither good nor poor & Do not know	4	10.256%

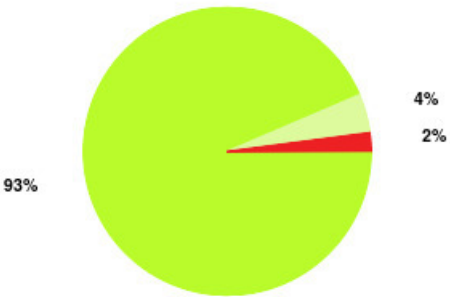


Podiatry (Hull - Brocklehurst) Summary

Number of responses: 46


Experience	Amount	Percentage
Very good	43	93.478%
Good	2	4.348%
Neither good nor poor	0	0.000%
Poor	0	0.000%
Very poor	1	2.174%
Do not know	0	0.000%

Very good Good Neither good nor poor Poor
Very poor Do not know



Experience	Amount	Percentage
Very good & Good	45	97.826%
Very poor & Poor	1	2.174%
Neither good nor poor & Do not know	0	0.000%

Very good & Good Very poor & Poor
Neither good nor poor & Do not know

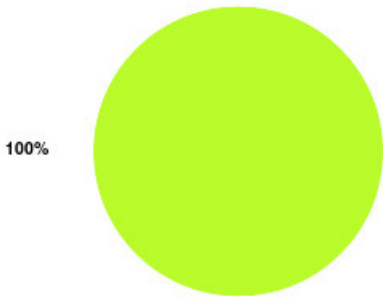


Podiatry (Hull - Dialysis clinic) Summary

Number of responses: 4

Experience	Amount	Percentage
Very good	4	100.000%
Good	0	0.000%
Neither good nor poor	0	0.000%
Poor	0	0.000%
Very poor	0	0.000%
Do not know	0	0.000%

Very good Good Neither good nor poor Poor
Very poor Do not know



Experience	Amount	Percentage
Very good & Good	4	100.000%
Very poor & Poor	0	0.000%
Neither good nor poor & Do not know	0	0.000%

Very good & Good Very poor & Poor
Neither good nor poor & Do not know

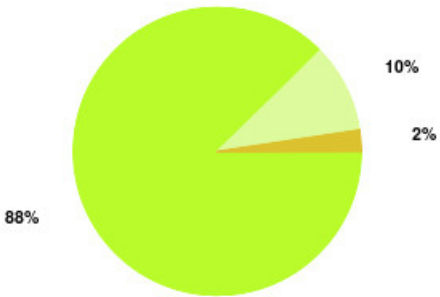


Podiatry (Hull - Elliott Chappell HC) Summary

Number of responses: 81

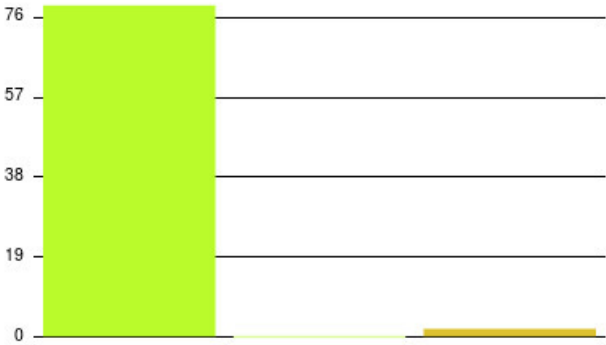
Experience	Amount	Percentage
Very good	71	87.654%
Good	8	9.877%
Neither good nor poor	2	2.469%
Poor	0	0.000%
Very poor	0	0.000%
Do not know	0	0.000%

Very good Good Neither good nor poor Poor
Very poor Do not know



Experience	Amount	Percentage
Very good & Good	79	97.531%
Very poor & Poor	0	0.000%
Neither good nor poor & Do not know	2	2.469%

Very good & Good Very poor & Poor
Neither good nor poor & Do not know



Podiatry (Hull - HMP Hull) Summary

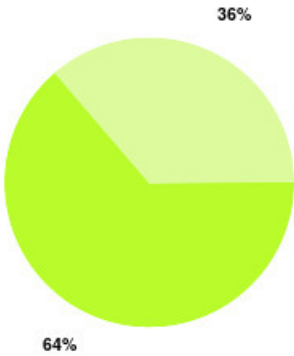
Number of responses: 0

Podiatry (Hull - Home visits) Summary

Number of responses: 11


Experience	Amount	Percentage
Very good	7	63.636%
Good	4	36.364%
Neither good nor poor	0	0.000%
Poor	0	0.000%
Very poor	0	0.000%
Do not know	0	0.000%

Very good Good Neither good nor poor Poor
Very poor Do not know



Experience	Amount	Percentage
Very good & Good	11	100.000%
Very poor & Poor	0	0.000%
Neither good nor poor & Do not know	0	0.000%

Very good & Good Very poor & Poor
Neither good nor poor & Do not know



Podiatry (Hull - Homeless Service) Summary

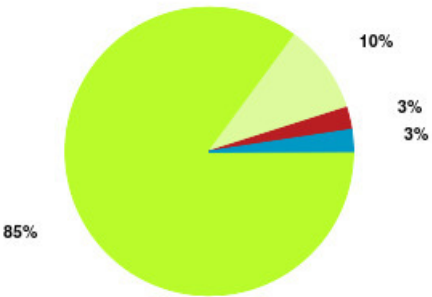
Number of responses: 0

Podiatry (Hull - Longhill HC) Summary

Number of responses: 40

Experience	Amount	Percentage
Very good	34	85.000%
Good	4	10.000%
Neither good nor poor	0	0.000%
Poor	1	2.500%
Very poor	0	0.000%
Do not know	1	2.500%

Very good Good Neither good nor poor Poor
Very poor Do not know



Experience	Amount	Percentage
Very good & Good	38	95.000%
Very poor & Poor	1	2.500%
Neither good nor poor & Do not know	1	2.500%

Very good & Good Very poor & Poor
Neither good nor poor & Do not know

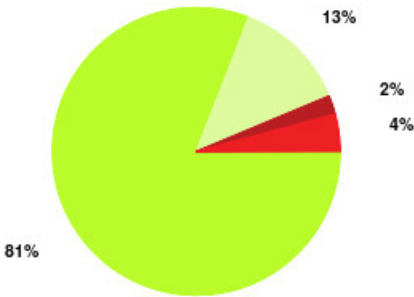


Podiatry (Hull - Morrill St) Summary

Number of responses: 47

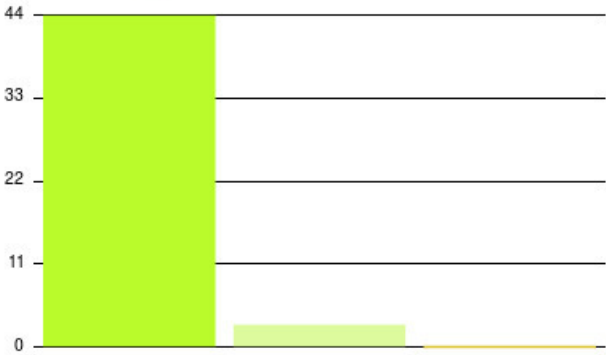
Experience	Amount	Percentage
Very good	38	80.851%
Good	6	12.766%
Neither good nor poor	0	0.000%
Poor	1	2.128%
Very poor	2	4.255%
Do not know	0	0.000%

Very good Good Neither good nor poor Poor
Very poor Do not know



Experience	Amount	Percentage
Very good & Good	44	93.617%
Very poor & Poor	3	6.383%
Neither good nor poor & Do not know	0	0.000%

Very good & Good Very poor & Poor
Neither good nor poor & Do not know

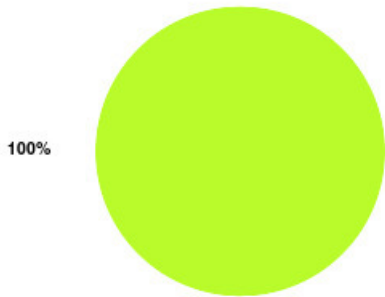


Podiatry (Hull - Nail clinic) Summary

Number of responses: 2

Experience	Amount	Percentage
Very good	2	100.000%
Good	0	0.000%
Neither good nor poor	0	0.000%
Poor	0	0.000%
Very poor	0	0.000%
Do not know	0	0.000%

Very good Good Neither good nor poor Poor
Very poor Do not know



Experience	Amount	Percentage
Very good & Good	2	100.000%
Very poor & Poor	0	0.000%
Neither good nor poor & Do not know	0	0.000%

Very good & Good Very poor & Poor
Neither good nor poor & Do not know

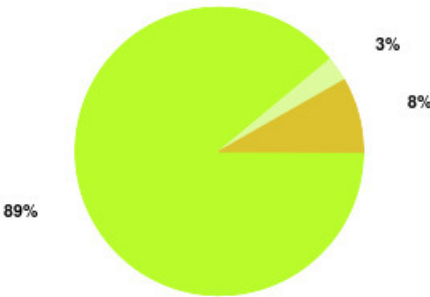


Podiatry (Hull - Newington HC) Summary

Number of responses: 36

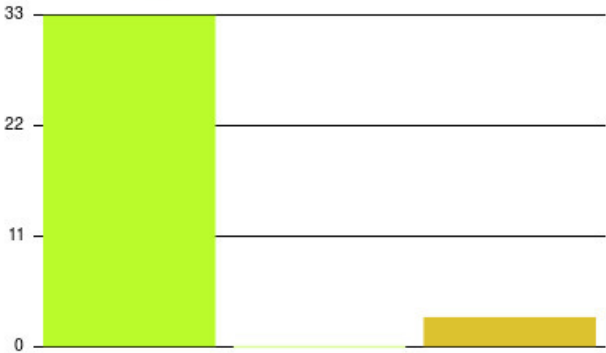
Experience	Amount	Percentage
Very good	32	88.889%
Good	1	2.778%
Neither good nor poor	3	8.333%
Poor	0	0.000%
Very poor	0	0.000%
Do not know	0	0.000%

Very good Good Neither good nor poor Poor
Very poor Do not know



Experience	Amount	Percentage
Very good & Good	33	91.667%
Very poor & Poor	0	0.000%
Neither good nor poor & Do not know	3	8.333%

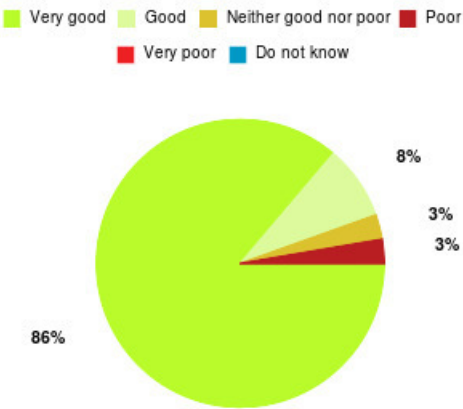
Very good & Good Very poor & Poor
Neither good nor poor & Do not know



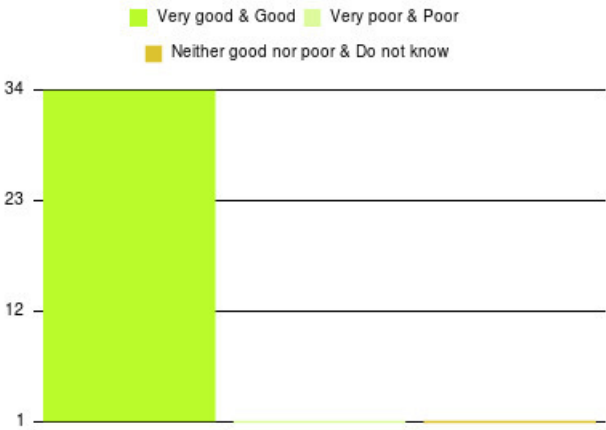
Podiatry (Hull - Orchard Centre) Summary

Number of responses: 36

Experience	Amount	Percentage
Very good	31	86.111%
Good	3	8.333%
Neither good nor poor	1	2.778%
Poor	1	2.778%
Very poor	0	0.000%
Do not know	0	0.000%



Experience	Amount	Percentage
Very good & Good	34	94.444%
Very poor & Poor	1	2.778%
Neither good nor poor & Do not know	1	2.778%



Podiatry (Hull - Rheumatology H.R.I.) Summary

Number of responses: 0

Podiatry (Hull - Terry St) Summary

Number of responses: 0

Podiatry (Hull - The Crossings) Summary

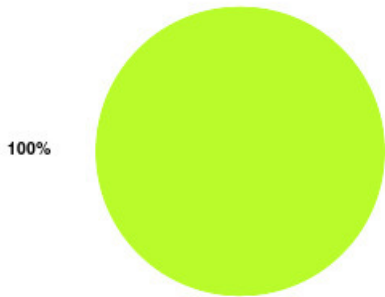
Number of responses: 0

Podiatry (Hull - Ward visits) Summary

Number of responses: 1

Experience	Amount	Percentage
Very good	1	100.000%
Good	0	0.000%
Neither good nor poor	0	0.000%
Poor	0	0.000%
Very poor	0	0.000%
Do not know	0	0.000%

Very good Good Neither good nor poor Poor
Very poor Do not know



Experience	Amount	Percentage
Very good & Good	1	100.000%
Very poor & Poor	0	0.000%
Neither good nor poor & Do not know	0	0.000%

Very good & Good Very poor & Poor
Neither good nor poor & Do not know



Prison Healthcare: DART (Hull) Summary

Number of responses: 0

Prison Healthcare: DART (Humber) Summary

Number of responses: 0

Prison Healthcare: Dental (Hull) Summary

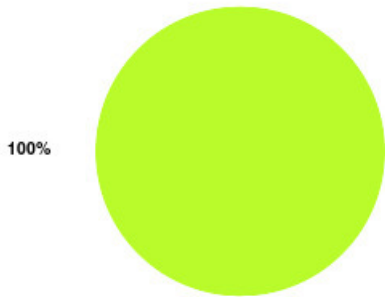
Number of responses: 0

Prison Healthcare: Dental (Humber) Summary

Number of responses: 2

Experience	Amount	Percentage
Very good	2	100.000%
Good	0	0.000%
Neither good nor poor	0	0.000%
Poor	0	0.000%
Very poor	0	0.000%
Do not know	0	0.000%

Very good Good Neither good nor poor Poor
Very poor Do not know



Experience	Amount	Percentage
Very good & Good	2	100.000%
Very poor & Poor	0	0.000%
Neither good nor poor & Do not know	0	0.000%

Very good & Good Very poor & Poor
Neither good nor poor & Do not know



Prison Healthcare: GP (Hull) Summary

Number of responses: 0

Prison Healthcare: GP (Humber) Summary

Number of responses: 0

Prison Healthcare: Mental Health (Hull) Summary

Number of responses: 0

Prison Healthcare: Mental Health (Humber) Summary

Number of responses: 0

Prison Healthcare: Primary Care (Hull) Summary

Number of responses: 0

Prison Healthcare: Primary Care (Humber) Summary

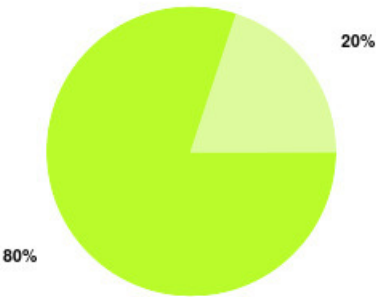
Number of responses: 0

Pulmonary Rehab Summary

Number of responses: 10

Experience	Amount	Percentage
Very good	8	80.000%
Good	2	20.000%
Neither good nor poor	0	0.000%
Poor	0	0.000%
Very poor	0	0.000%
Do not know	0	0.000%

Very good Good Neither good nor poor Poor
Very poor Do not know



Experience	Amount	Percentage
Very good & Good	10	100.000%
Very poor & Poor	0	0.000%
Neither good nor poor & Do not know	0	0.000%

Very good & Good Very poor & Poor
Neither good nor poor & Do not know

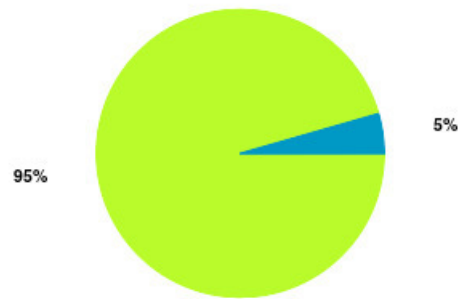


Pulmonary Rehab (East Riding) Summary

Number of responses: 22

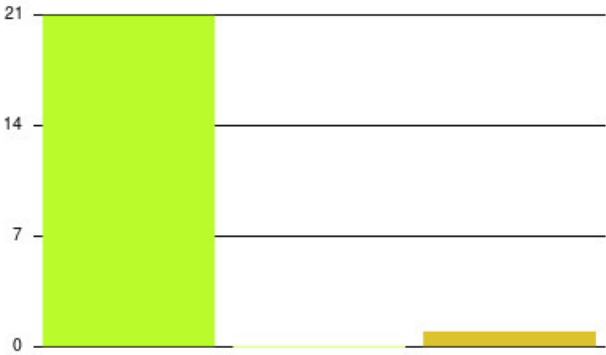
Experience	Amount	Percentage
Very good	21	95.455%
Good	0	0.000%
Neither good nor poor	0	0.000%
Poor	0	0.000%
Very poor	0	0.000%
Do not know	1	4.545%

Very good Good Neither good nor poor Poor
Very poor Do not know



Experience	Amount	Percentage
Very good & Good	21	95.455%
Very poor & Poor	0	0.000%
Neither good nor poor & Do not know	1	4.545%

Very good & Good Very poor & Poor
Neither good nor poor & Do not know

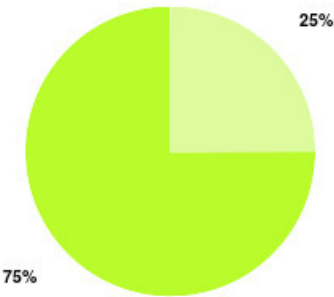


Rossmore Stroke Beds Summary

Number of responses: 4

Experience	Amount	Percentage
Very good	3	75.000%
Good	1	25.000%
Neither good nor poor	0	0.000%
Poor	0	0.000%
Very poor	0	0.000%
Do not know	0	0.000%

Very good Good Neither good nor poor Poor
Very poor Do not know



Experience	Amount	Percentage
Very good & Good	4	100.000%
Very poor & Poor	0	0.000%
Neither good nor poor & Do not know	0	0.000%

Very good & Good Very poor & Poor
Neither good nor poor & Do not know

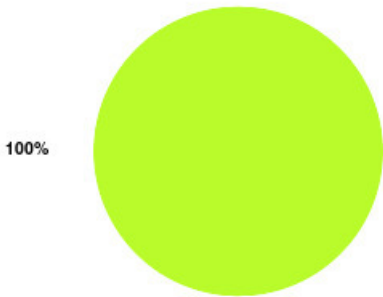


School Health + Summary

Number of responses: 3

Experience	Amount	Percentage
Very good	3	100.000%
Good	0	0.000%
Neither good nor poor	0	0.000%
Poor	0	0.000%
Very poor	0	0.000%
Do not know	0	0.000%

Very good Good Neither good nor poor Poor
Very poor Do not know



Experience	Amount	Percentage
Very good & Good	3	100.000%
Very poor & Poor	0	0.000%
Neither good nor poor & Do not know	0	0.000%

Very good & Good Very poor & Poor
Neither good nor poor & Do not know



School Nursing Summary

Number of responses: 0

School Nursing - PHSE Summary

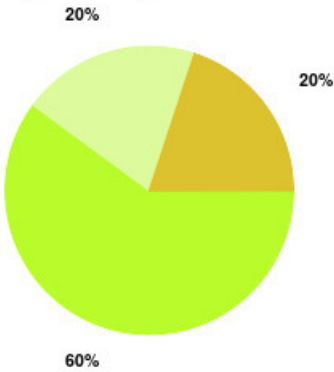
Number of responses: 0

School Nursing - School Screening Summary

Number of responses: 5

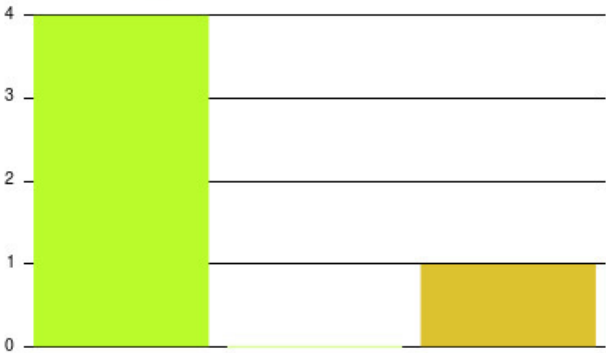
Experience	Amount	Percentage
Very good	3	60.000%
Good	1	20.000%
Neither good nor poor	1	20.000%
Poor	0	0.000%
Very poor	0	0.000%
Do not know	0	0.000%

Very good Good Neither good nor poor Poor
Very poor Do not know



Experience	Amount	Percentage
Very good & Good	4	80.000%
Very poor & Poor	0	0.000%
Neither good nor poor & Do not know	1	20.000%

Very good & Good Very poor & Poor
Neither good nor poor & Do not know

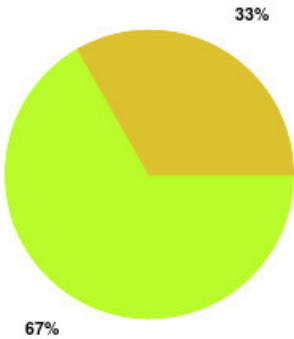


Sexual Health - Erectile Dysfunction (East Riding) Summary

Number of responses: 3

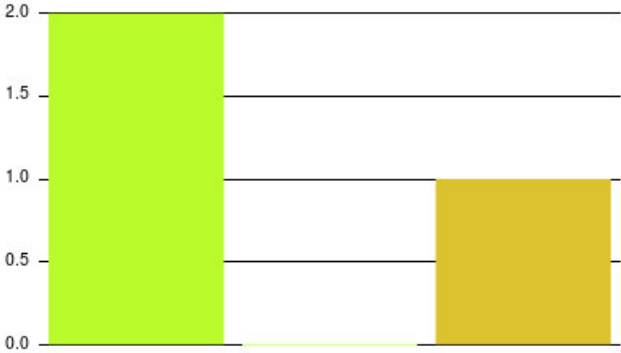
Experience	Amount	Percentage
Very good	2	66.667%
Good	0	0.000%
Neither good nor poor	1	33.333%
Poor	0	0.000%
Very poor	0	0.000%
Do not know	0	0.000%

Very good Good Neither good nor poor Poor
Very poor Do not know



Experience	Amount	Percentage
Very good & Good	2	66.667%
Very poor & Poor	0	0.000%
Neither good nor poor & Do not know	1	33.333%

Very good & Good Very poor & Poor
Neither good nor poor & Do not know

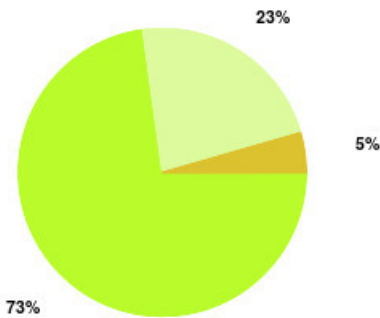


Sexual Health - Erectile Dysfunction (Hull) Summary

Number of responses: 22

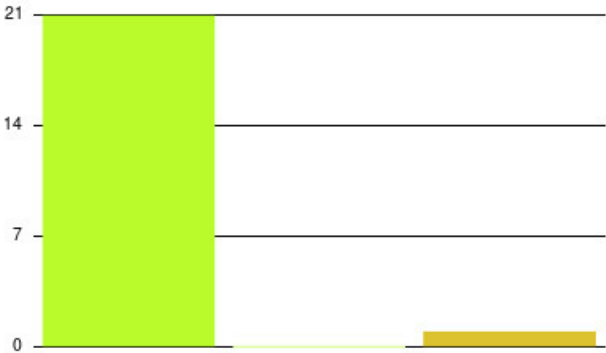
Experience	Amount	Percentage
Very good	16	72.727%
Good	5	22.727%
Neither good nor poor	1	4.545%
Poor	0	0.000%
Very poor	0	0.000%
Do not know	0	0.000%

Very good Good Neither good nor poor Poor
Very poor Do not know



Experience	Amount	Percentage
Very good & Good	21	95.455%
Very poor & Poor	0	0.000%
Neither good nor poor & Do not know	1	4.545%

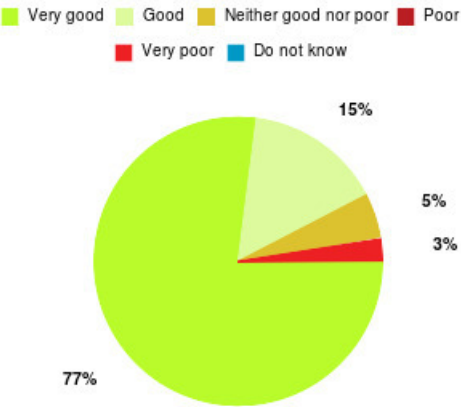
Very good & Good Very poor & Poor
Neither good nor poor & Do not know



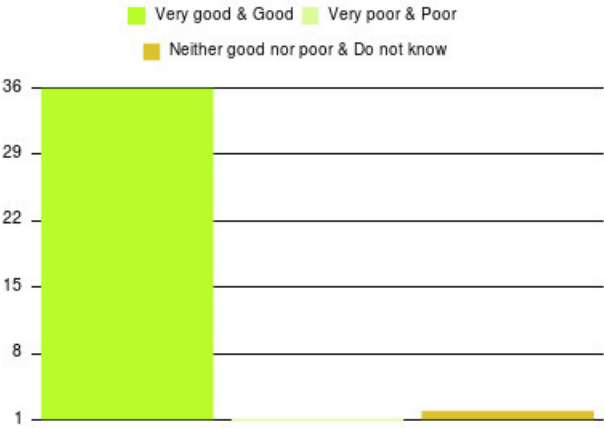
Sexual Health - GUM & Family Planning (East Riding) Summary

Number of responses: 39

Experience	Amount	Percentage
Very good	30	76.923%
Good	6	15.385%
Neither good nor poor	2	5.128%
Poor	0	0.000%
Very poor	1	2.564%
Do not know	0	0.000%



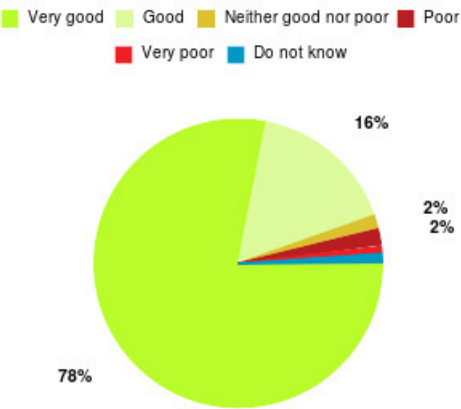
Experience	Amount	Percentage
Very good & Good	36	92.308%
Very poor & Poor	1	2.564%
Neither good nor poor & Do not know	2	5.128%



Sexual Health - GUM & Family Planning (Hull) Summary

Number of responses: 255

Experience	Amount	Percentage
Very good	199	78.039%
Good	42	16.471%
Neither good nor poor	4	1.569%
Poor	5	1.961%
Very poor	2	0.784%
Do not know	3	1.176%



Experience	Amount	Percentage
Very good & Good	241	94.510%
Very poor & Poor	7	2.745%
Neither good nor poor & Do not know	7	2.745%



Sexual Health - Outreach (East Riding) Summary

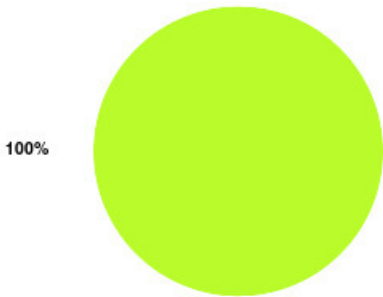
Number of responses: 0

Sexual Health - Outreach (Hull) Summary

Number of responses: 1

Experience	Amount	Percentage
Very good	1	100.000%
Good	0	0.000%
Neither good nor poor	0	0.000%
Poor	0	0.000%
Very poor	0	0.000%
Do not know	0	0.000%

Very good Good Neither good nor poor Poor
Very poor Do not know



Experience	Amount	Percentage
Very good & Good	1	100.000%
Very poor & Poor	0	0.000%
Neither good nor poor & Do not know	0	0.000%

Very good & Good Very poor & Poor
Neither good nor poor & Do not know

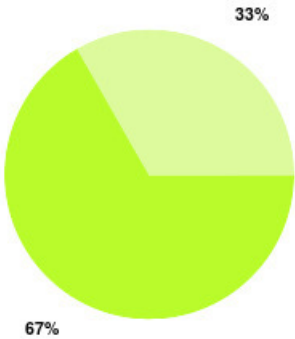


Sexual Health - Ultrasound (Hull) Summary

Number of responses: 6


Experience	Amount	Percentage
Very good	4	66.667%
Good	2	33.333%
Neither good nor poor	0	0.000%
Poor	0	0.000%
Very poor	0	0.000%
Do not know	0	0.000%

Very good Good Neither good nor poor Poor
Very poor Do not know



Experience	Amount	Percentage
Very good & Good	6	100.000%
Very poor & Poor	0	0.000%
Neither good nor poor & Do not know	0	0.000%

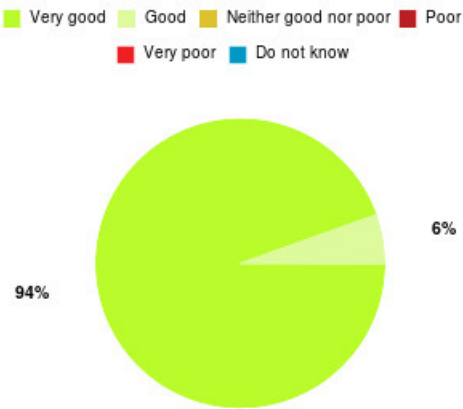
Very good & Good Very poor & Poor
Neither good nor poor & Do not know



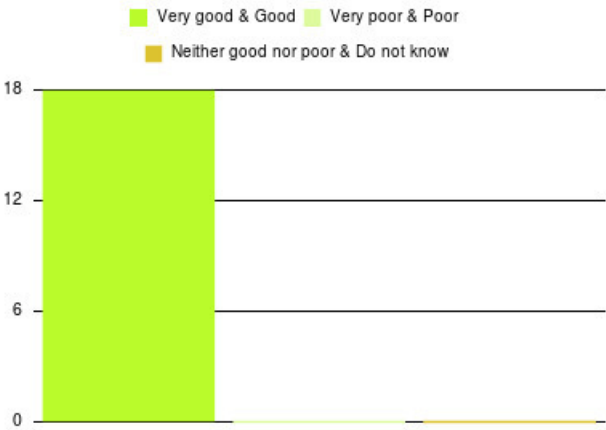
Sexual Health - Unplanned Pregnancy Service Summary

Number of responses: 18

Experience	Amount	Percentage
Very good	17	94.444%
Good	1	5.556%
Neither good nor poor	0	0.000%
Poor	0	0.000%
Very poor	0	0.000%
Do not know	0	0.000%



Experience	Amount	Percentage
Very good & Good	18	100.000%
Very poor & Poor	0	0.000%
Neither good nor poor & Do not know	0	0.000%

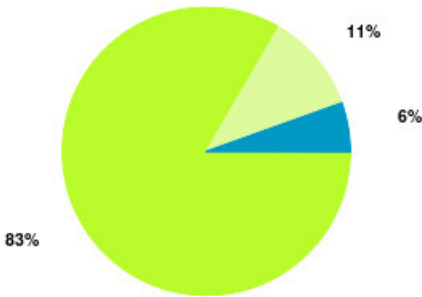


Sexual Health - Vasectomy (Hull) Summary

Number of responses: 36

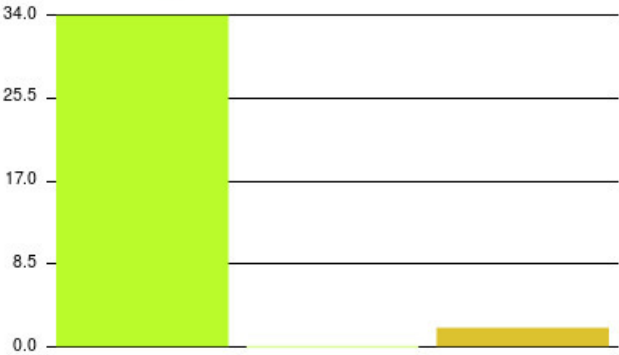
Experience	Amount	Percentage
Very good	30	83.333%
Good	4	11.111%
Neither good nor poor	0	0.000%
Poor	0	0.000%
Very poor	0	0.000%
Do not know	2	5.556%

Very good Good Neither good nor poor Poor
Very poor Do not know



Experience	Amount	Percentage
Very good & Good	34	94.444%
Very poor & Poor	0	0.000%
Neither good nor poor & Do not know	2	5.556%

Very good & Good Very poor & Poor
Neither good nor poor & Do not know

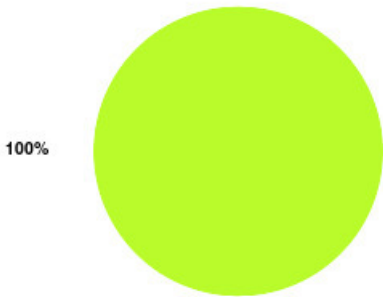


Sexual Health - Women's Health (East Riding) Summary

Number of responses: 5


Experience	Amount	Percentage
Very good	5	100.000%
Good	0	0.000%
Neither good nor poor	0	0.000%
Poor	0	0.000%
Very poor	0	0.000%
Do not know	0	0.000%

Very good Good Neither good nor poor Poor
Very poor Do not know



Experience	Amount	Percentage
Very good & Good	5	100.000%
Very poor & Poor	0	0.000%
Neither good nor poor & Do not know	0	0.000%

Very good & Good Very poor & Poor
Neither good nor poor & Do not know

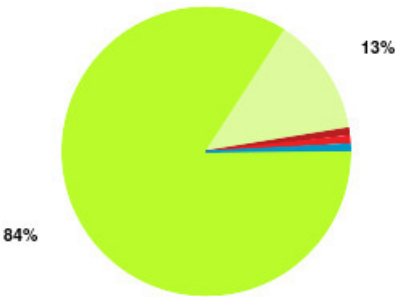


Sexual Health - Women's Health (Hull) Summary

Number of responses: 113

Experience	Amount	Percentage
Very good	95	84.071%
Good	15	13.274%
Neither good nor poor	0	0.000%
Poor	1	0.885%
Very poor	1	0.885%
Do not know	1	0.885%

Very good Good Neither good nor poor Poor
Very poor Do not know



Experience	Amount	Percentage
Very good & Good	110	97.345%
Very poor & Poor	2	1.770%
Neither good nor poor & Do not know	1	0.885%

Very good & Good Very poor & Poor
Neither good nor poor & Do not know

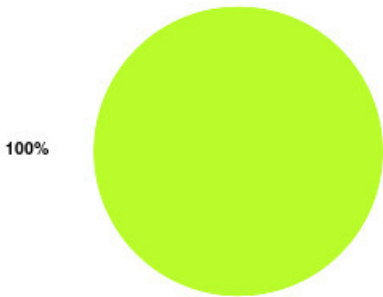


Smokefree (Knowsley) Summary

Number of responses: 32

Experience	Amount	Percentage
Very good	32	100.000%
Good	0	0.000%
Neither good nor poor	0	0.000%
Poor	0	0.000%
Very poor	0	0.000%
Do not know	0	0.000%

Very good Good Neither good nor poor Poor
Very poor Do not know



Experience	Amount	Percentage
Very good & Good	32	100.000%
Very poor & Poor	0	0.000%
Neither good nor poor & Do not know	0	0.000%

Very good & Good Very poor & Poor
Neither good nor poor & Do not know

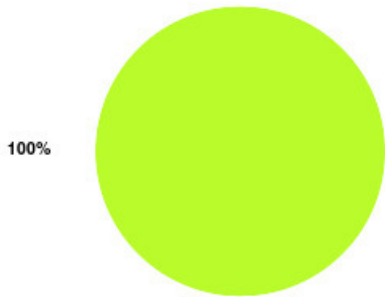


Smokefree (St Helens) Summary

Number of responses: 11

Experience	Amount	Percentage
Very good	11	100.000%
Good	0	0.000%
Neither good nor poor	0	0.000%
Poor	0	0.000%
Very poor	0	0.000%
Do not know	0	0.000%

Very good Good Neither good nor poor Poor
Very poor Do not know



Experience	Amount	Percentage
Very good & Good	11	100.000%
Very poor & Poor	0	0.000%
Neither good nor poor & Do not know	0	0.000%

Very good & Good Very poor & Poor
Neither good nor poor & Do not know



Specialist Palliative Care Services (EOL) Summary

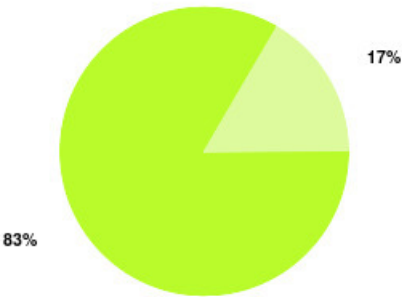
Number of responses: 0

Speech and Language Therapy (East Riding) Summary

Number of responses: 6


Experience	Amount	Percentage
Very good	5	83.333%
Good	1	16.667%
Neither good nor poor	0	0.000%
Poor	0	0.000%
Very poor	0	0.000%
Do not know	0	0.000%

Very good Good Neither good nor poor Poor
Very poor Do not know



Experience	Amount	Percentage
Very good & Good	6	100.000%
Very poor & Poor	0	0.000%
Neither good nor poor & Do not know	0	0.000%

Very good & Good Very poor & Poor
Neither good nor poor & Do not know

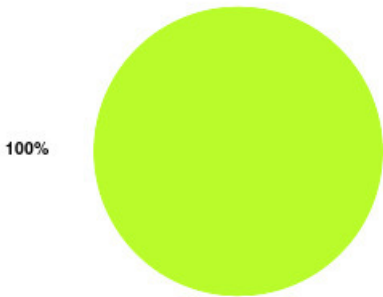


Speech and Language Therapy (Hull) Summary

Number of responses: 3


Experience	Amount	Percentage
Very good	3	100.000%
Good	0	0.000%
Neither good nor poor	0	0.000%
Poor	0	0.000%
Very poor	0	0.000%
Do not know	0	0.000%

Very good Good Neither good nor poor Poor
Very poor Do not know



Experience	Amount	Percentage
Very good & Good	3	100.000%
Very poor & Poor	0	0.000%
Neither good nor poor & Do not know	0	0.000%

Very good & Good Very poor & Poor
Neither good nor poor & Do not know

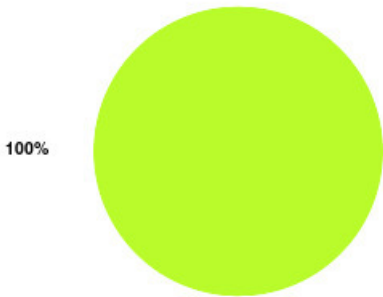


Stroke Team (East Riding) Summary

Number of responses: 7


Experience	Amount	Percentage
Very good	7	100.000%
Good	0	0.000%
Neither good nor poor	0	0.000%
Poor	0	0.000%
Very poor	0	0.000%
Do not know	0	0.000%

Very good Good Neither good nor poor Poor
Very poor Do not know



Experience	Amount	Percentage
Very good & Good	7	100.000%
Very poor & Poor	0	0.000%
Neither good nor poor & Do not know	0	0.000%

Very good & Good Very poor & Poor
Neither good nor poor & Do not know

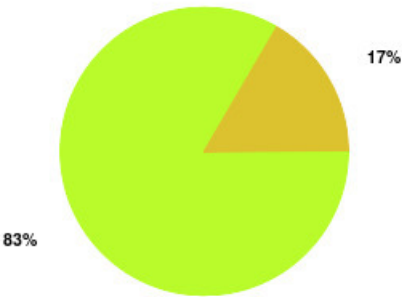


Stroke Team (Hull) Summary

Number of responses: 6

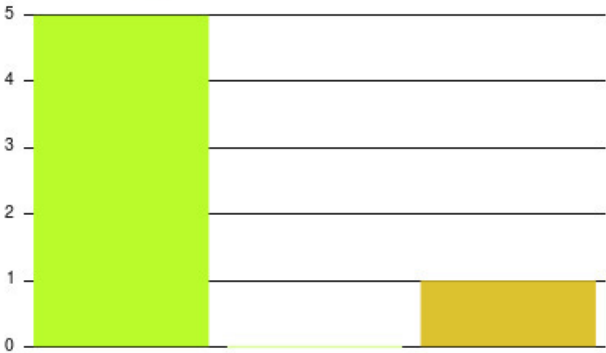
Experience	Amount	Percentage
Very good	5	83.333%
Good	0	0.000%
Neither good nor poor	1	16.667%
Poor	0	0.000%
Very poor	0	0.000%
Do not know	0	0.000%

Very good Good Neither good nor poor Poor
Very poor Do not know



Experience	Amount	Percentage
Very good & Good	5	83.333%
Very poor & Poor	0	0.000%
Neither good nor poor & Do not know	1	16.667%

Very good & Good Very poor & Poor
Neither good nor poor & Do not know



TB Nursing Team - East Riding Summary

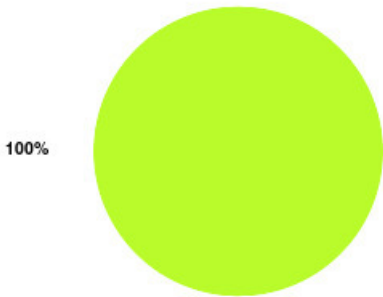
Number of responses: 0

TB Nursing Team - Hull Summary

Number of responses: 3

Experience	Amount	Percentage
Very good	3	100.000%
Good	0	0.000%
Neither good nor poor	0	0.000%
Poor	0	0.000%
Very poor	0	0.000%
Do not know	0	0.000%

Very good Good Neither good nor poor Poor
Very poor Do not know



Experience	Amount	Percentage
Very good & Good	3	100.000%
Very poor & Poor	0	0.000%
Neither good nor poor & Do not know	0	0.000%

Very good & Good Very poor & Poor
Neither good nor poor & Do not know

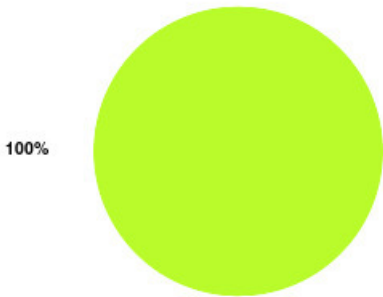


Telehealth Summary

Number of responses: 1

Experience	Amount	Percentage
Very good	1	100.000%
Good	0	0.000%
Neither good nor poor	0	0.000%
Poor	0	0.000%
Very poor	0	0.000%
Do not know	0	0.000%

Very good Good Neither good nor poor Poor
Very poor Do not know



Experience	Amount	Percentage
Very good & Good	1	100.000%
Very poor & Poor	0	0.000%
Neither good nor poor & Do not know	0	0.000%

Very good & Good Very poor & Poor
Neither good nor poor & Do not know

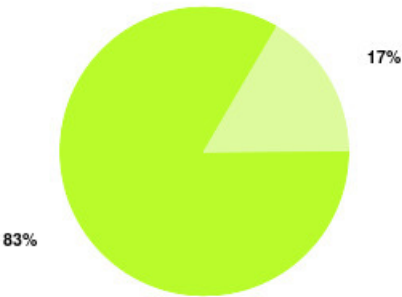


Tier 3 Specialist Weight Management (SH) Summary

Number of responses: 6

Experience	Amount	Percentage
Very good	5	83.333%
Good	1	16.667%
Neither good nor poor	0	0.000%
Poor	0	0.000%
Very poor	0	0.000%
Do not know	0	0.000%

Very good Good Neither good nor poor Poor
Very poor Do not know



Experience	Amount	Percentage
Very good & Good	6	100.000%
Very poor & Poor	0	0.000%
Neither good nor poor & Do not know	0	0.000%

Very good & Good Very poor & Poor
Neither good nor poor & Do not know

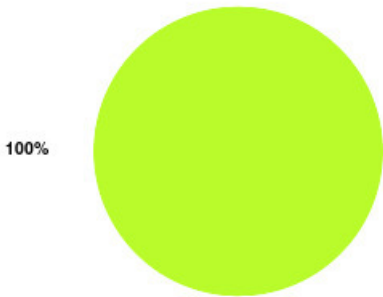


Treatment rooms (ER) Summary

Number of responses: 6

Experience	Amount	Percentage
Very good	6	100.000%
Good	0	0.000%
Neither good nor poor	0	0.000%
Poor	0	0.000%
Very poor	0	0.000%
Do not know	0	0.000%

Very good Good Neither good nor poor Poor
Very poor Do not know



Experience	Amount	Percentage
Very good & Good	6	100.000%
Very poor & Poor	0	0.000%
Neither good nor poor & Do not know	0	0.000%

Very good & Good Very poor & Poor
Neither good nor poor & Do not know

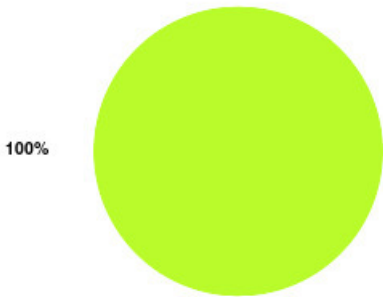


Treatment rooms (Hull) Summary

Number of responses: 3

Experience	Amount	Percentage
Very good	3	100.000%
Good	0	0.000%
Neither good nor poor	0	0.000%
Poor	0	0.000%
Very poor	0	0.000%
Do not know	0	0.000%

Very good Good Neither good nor poor Poor
Very poor Do not know



Experience	Amount	Percentage
Very good & Good	3	100.000%
Very poor & Poor	0	0.000%
Neither good nor poor & Do not know	0	0.000%

Very good & Good Very poor & Poor
Neither good nor poor & Do not know



Vaccination Bus Summary

Number of responses: 0

Vaccination Centre Summary

Number of responses: 0

Volunteer Hub Summary

Number of responses: 0

Volunteering (SH) Summary

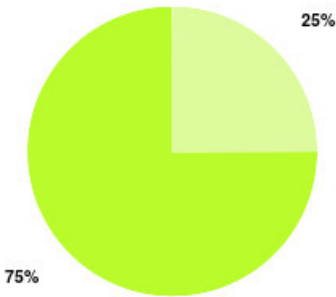
Number of responses: 0

Walks Programme (SH) Summary

Number of responses: 4

Experience	Amount	Percentage
Very good	3	75.000%
Good	1	25.000%
Neither good nor poor	0	0.000%
Poor	0	0.000%
Very poor	0	0.000%
Do not know	0	0.000%

Very good Good Neither good nor poor Poor
Very poor Do not know



Experience	Amount	Percentage
Very good & Good	4	100.000%
Very poor & Poor	0	0.000%
Neither good nor poor & Do not know	0	0.000%

Very good & Good Very poor & Poor
Neither good nor poor & Do not know

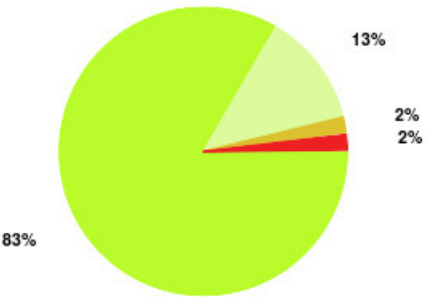


Weightwise Summary

Number of responses: 102

Experience	Amount	Percentage
Very good	85	83.333%
Good	13	12.745%
Neither good nor poor	2	1.961%
Poor	0	0.000%
Very poor	2	1.961%
Do not know	0	0.000%

Very good Good Neither good nor poor Poor
Very poor Do not know



Experience	Amount	Percentage
Very good & Good	98	96.078%
Very poor & Poor	2	1.961%
Neither good nor poor & Do not know	2	1.961%

Very good & Good Very poor & Poor
Neither good nor poor & Do not know



Weightwise Extra (Childrens) Summary

Number of responses: 0

Wellbeing Liaison Service Summary

Number of responses: 0

Withernsea UTC Summary

Number of responses: 0

Wound Clinic (Beverley) Summary

Number of responses: 0

Wound Clinic (Driffield) Summary

Number of responses: 0

Wound Clinic (Goole) Summary

Number of responses: 0

Wound clinic (Hessle) Summary

Number of responses: 0

Wound Clinic (Hornsea) Summary

Number of responses: 0

Wound Clinic (Macmillan Wolds - Bridlington) Summary

Number of responses: 0

Wound Clinic (Withernsea) Summary

Number of responses: 0
