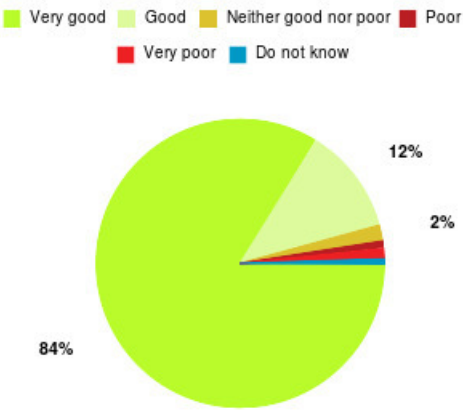


Monthly Report November 2021

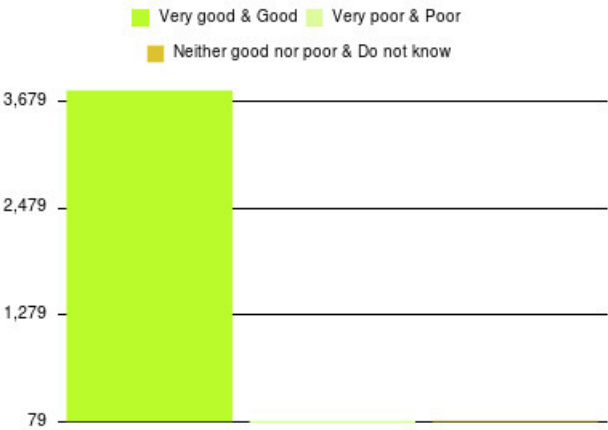
Overall CHCP CIC Summary

Number of responses: 3984

Experience	Amount	Percentage
Very good	3337	83.760%
Good	474	11.898%
Neither good nor poor	71	1.782%
Poor	33	0.828%
Very poor	46	1.155%
Do not know	23	0.577%



Experience	Amount	Percentage
Very good & Good	3811	95.658%
Very poor & Poor	79	1.983%
Neither good nor poor & Do not know	94	2.359%

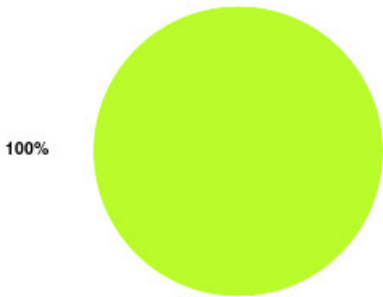


Active Recovery Beds - ER Summary

Number of responses: 1

Experience	Amount	Percentage
Very good	1	100.000%
Good	0	0.000%
Neither good nor poor	0	0.000%
Poor	0	0.000%
Very poor	0	0.000%
Do not know	0	0.000%

Very good Good Neither good nor poor Poor
Very poor Do not know



Experience	Amount	Percentage
Very good & Good	1	100.000%
Very poor & Poor	0	0.000%
Neither good nor poor & Do not know	0	0.000%

Very good & Good Very poor & Poor
Neither good nor poor & Do not know



Anticoagulation Summary

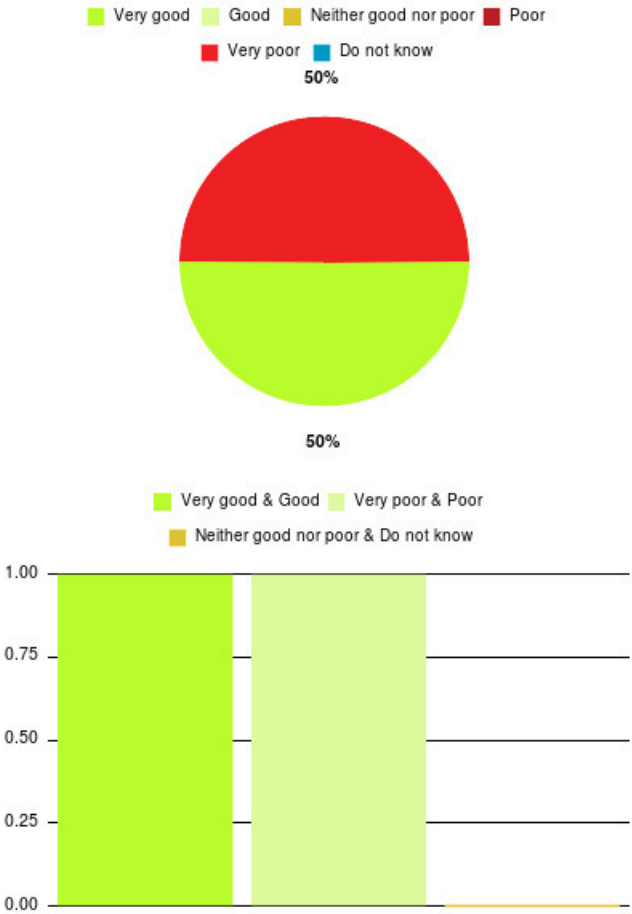
Number of responses: 0

Beverley UTC Summary

Number of responses: 2

Experience	Amount	Percentage
Very good	1	50.000%
Good	0	0.000%
Neither good nor poor	0	0.000%
Poor	0	0.000%
Very poor	1	50.000%
Do not know	0	0.000%

Experience	Amount	Percentage
Very good & Good	1	50.000%
Very poor & Poor	1	50.000%
Neither good nor poor & Do not know	0	0.000%

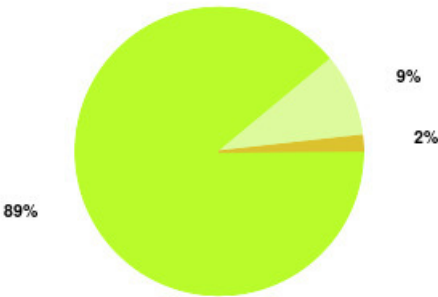


Bladder and Bowel (East Riding) Summary

Number of responses: 54

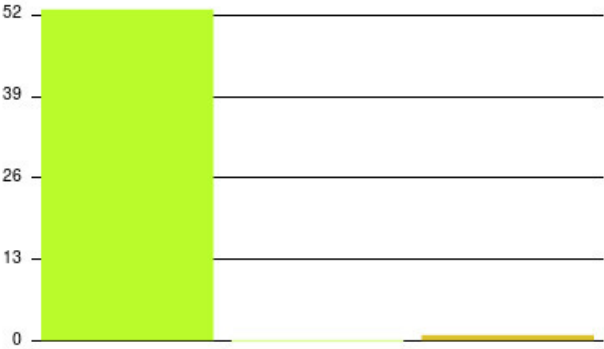
Experience	Amount	Percentage
Very good	48	88.889%
Good	5	9.259%
Neither good nor poor	1	1.852%
Poor	0	0.000%
Very poor	0	0.000%
Do not know	0	0.000%

Very good Good Neither good nor poor Poor
Very poor Do not know



Experience	Amount	Percentage
Very good & Good	53	98.148%
Very poor & Poor	0	0.000%
Neither good nor poor & Do not know	1	1.852%

Very good & Good Very poor & Poor
Neither good nor poor & Do not know

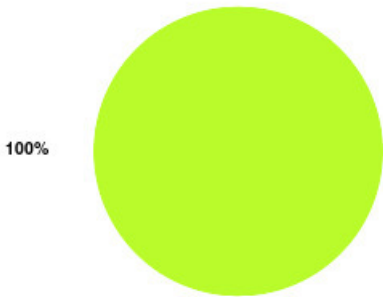


Bladder and Bowel (Hull) Summary

Number of responses: 12

Experience	Amount	Percentage
Very good	12	100.000%
Good	0	0.000%
Neither good nor poor	0	0.000%
Poor	0	0.000%
Very poor	0	0.000%
Do not know	0	0.000%

Very good Good Neither good nor poor Poor
Very poor Do not know



Experience	Amount	Percentage
Very good & Good	12	100.000%
Very poor & Poor	0	0.000%
Neither good nor poor & Do not know	0	0.000%

Very good & Good Very poor & Poor
Neither good nor poor & Do not know

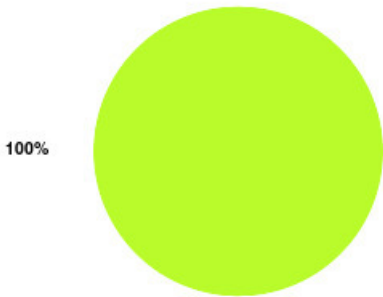


Bridlington UTC Summary

Number of responses: 1

Experience	Amount	Percentage
Very good	1	100.000%
Good	0	0.000%
Neither good nor poor	0	0.000%
Poor	0	0.000%
Very poor	0	0.000%
Do not know	0	0.000%

Very good Good Neither good nor poor Poor
Very poor Do not know



Experience	Amount	Percentage
Very good & Good	1	100.000%
Very poor & Poor	0	0.000%
Neither good nor poor & Do not know	0	0.000%

Very good & Good Very poor & Poor
Neither good nor poor & Do not know

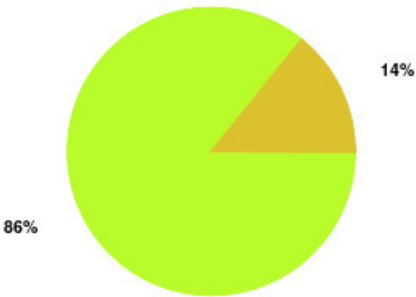


Cardiac Rehab (East Riding) Summary

Number of responses: 7

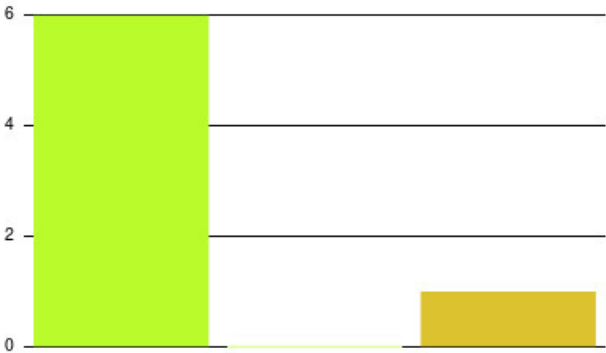
Experience	Amount	Percentage
Very good	6	85.714%
Good	0	0.000%
Neither good nor poor	1	14.286%
Poor	0	0.000%
Very poor	0	0.000%
Do not know	0	0.000%

Very good Good Neither good nor poor Poor
Very poor Do not know



Experience	Amount	Percentage
Very good & Good	6	85.714%
Very poor & Poor	0	0.000%
Neither good nor poor & Do not know	1	14.286%

Very good & Good Very poor & Poor
Neither good nor poor & Do not know

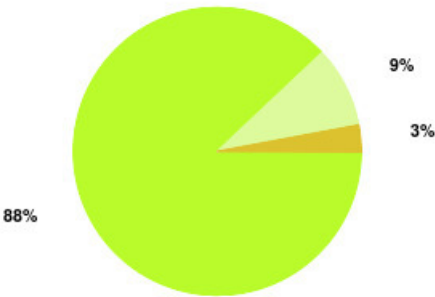


Cardiac Rehab (Hull) Summary

Number of responses: 33

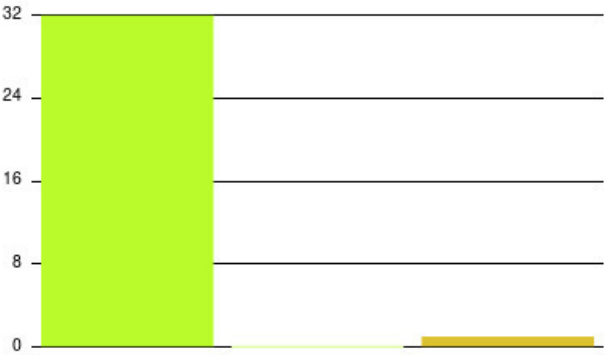
Experience	Amount	Percentage
Very good	29	87.879%
Good	3	9.091%
Neither good nor poor	1	3.030%
Poor	0	0.000%
Very poor	0	0.000%
Do not know	0	0.000%

Very good Good Neither good nor poor Poor
Very poor Do not know



Experience	Amount	Percentage
Very good & Good	32	96.970%
Very poor & Poor	0	0.000%
Neither good nor poor & Do not know	1	3.030%

Very good & Good Very poor & Poor
Neither good nor poor & Do not know



Care Co-ordination Hub (247111) Summary

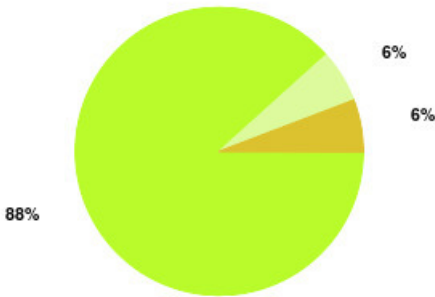
Number of responses: 0

Carers' Information and Support Service Summary

Number of responses: 17

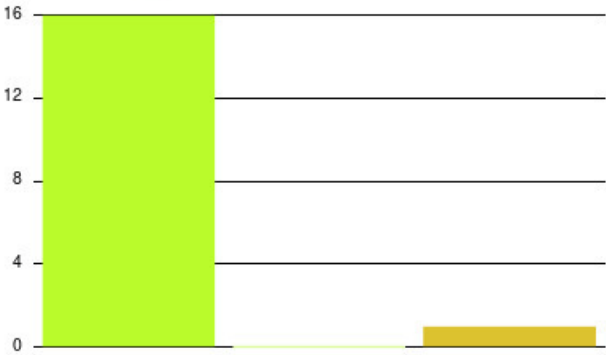
Experience	Amount	Percentage
Very good	15	88.235%
Good	1	5.882%
Neither good nor poor	1	5.882%
Poor	0	0.000%
Very poor	0	0.000%
Do not know	0	0.000%

Very good Good Neither good nor poor Poor
Very poor Do not know



Experience	Amount	Percentage
Very good & Good	16	94.118%
Very poor & Poor	0	0.000%
Neither good nor poor & Do not know	1	5.882%

Very good & Good Very poor & Poor
Neither good nor poor & Do not know

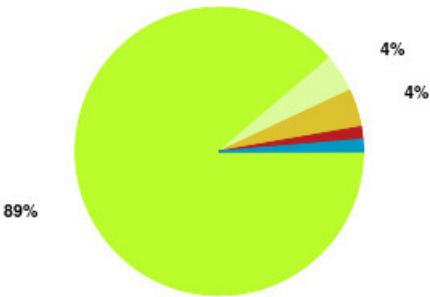


CHPL - Bransholme Summary

Number of responses: 71

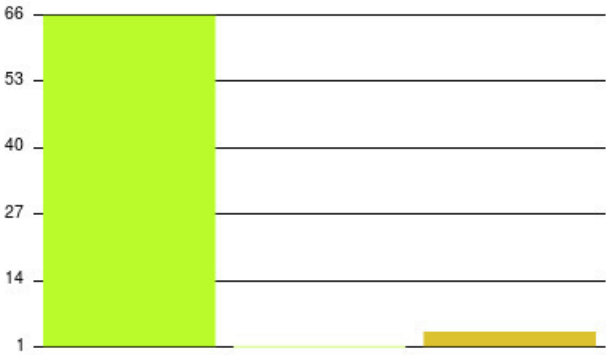
Experience	Amount	Percentage
Very good	63	88.732%
Good	3	4.225%
Neither good nor poor	3	4.225%
Poor	1	1.408%
Very poor	0	0.000%
Do not know	1	1.408%

Very good Good Neither good nor poor Poor
Very poor Do not know



Experience	Amount	Percentage
Very good & Good	66	92.958%
Very poor & Poor	1	1.408%
Neither good nor poor & Do not know	4	5.634%

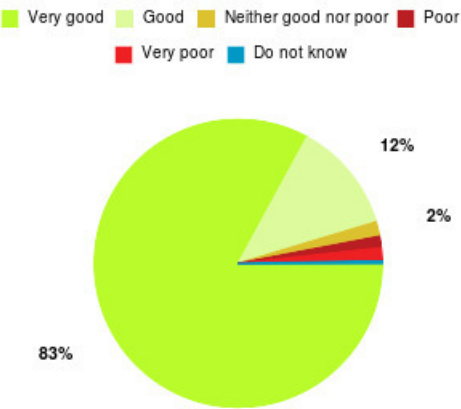
Very good & Good Very poor & Poor
Neither good nor poor & Do not know



CHPL - Southcoates/Marfleet Summary

Number of responses: 548

Experience	Amount	Percentage
Very good	454	82.847%
Good	68	12.409%
Neither good nor poor	9	1.642%
Poor	7	1.277%
Very poor	8	1.460%
Do not know	2	0.365%



Experience	Amount	Percentage
Very good & Good	522	95.255%
Very poor & Poor	15	2.737%
Neither good nor poor & Do not know	11	2.007%



Community Activity programme (SH) Summary

Number of responses: 0

Community Children's Nursing Services Summary

Number of responses: 0

Community Food Team (SH) Summary

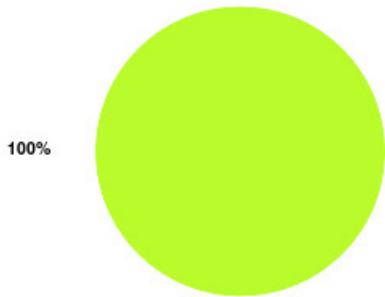
Number of responses: 0

Community Heart Failure Nursing Service ER Summary

Number of responses: 1

Experience	Amount	Percentage
Very good	1	100.000%
Good	0	0.000%
Neither good nor poor	0	0.000%
Poor	0	0.000%
Very poor	0	0.000%
Do not know	0	0.000%

Very good Good Neither good nor poor Poor
Very poor Do not know



Experience	Amount	Percentage
Very good & Good	1	100.000%
Very poor & Poor	0	0.000%
Neither good nor poor & Do not know	0	0.000%

Very good & Good Very poor & Poor
Neither good nor poor & Do not know



Community Heart Failure Nursing Service Hull Summary

Number of responses: 0

Community Nursing (ER) Summary

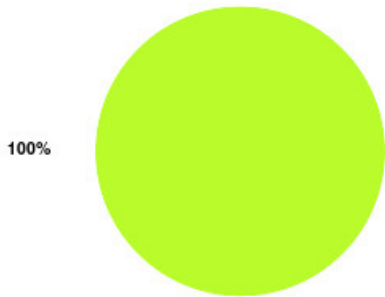
Number of responses: 0

Community Nursing (Hull) Summary

Number of responses: 1

Experience	Amount	Percentage
Very good	1	100.000%
Good	0	0.000%
Neither good nor poor	0	0.000%
Poor	0	0.000%
Very poor	0	0.000%
Do not know	0	0.000%

Very good Good Neither good nor poor Poor
Very poor Do not know



Experience	Amount	Percentage
Very good & Good	1	100.000%
Very poor & Poor	0	0.000%
Neither good nor poor & Do not know	0	0.000%

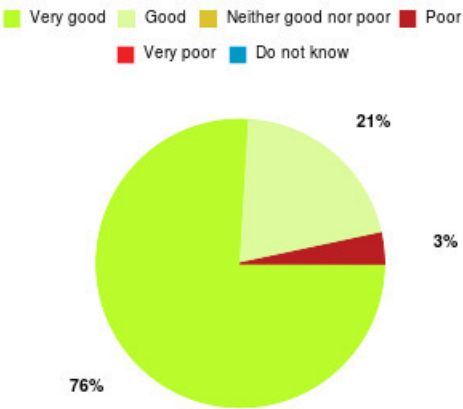
Very good & Good Very poor & Poor
Neither good nor poor & Do not know



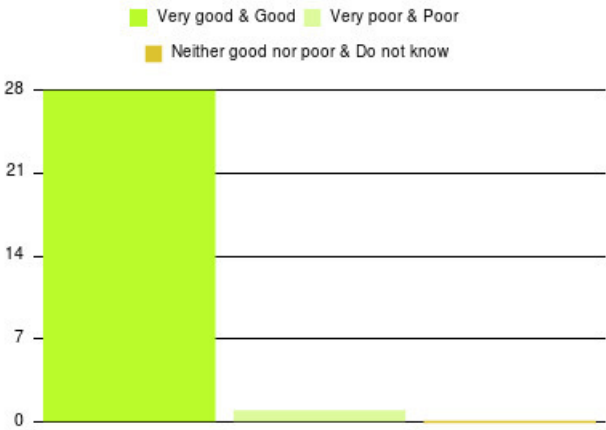
Community Rehab - Physiotherapy & Occupational Therapy (ER) Summary

Number of responses: 29

Experience	Amount	Percentage
Very good	22	75.862%
Good	6	20.690%
Neither good nor poor	0	0.000%
Poor	1	3.448%
Very poor	0	0.000%
Do not know	0	0.000%



Experience	Amount	Percentage
Very good & Good	28	96.552%
Very poor & Poor	1	3.448%
Neither good nor poor & Do not know	0	0.000%

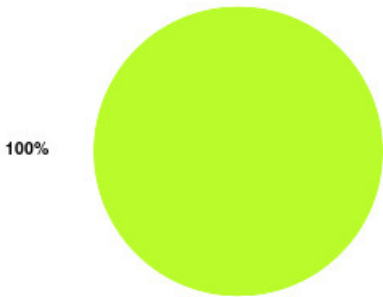


Community Rehab - Physiotherapy & Occupational Therapy (Hull) Summary

Number of responses: 6

Experience	Amount	Percentage
Very good	6	100.000%
Good	0	0.000%
Neither good nor poor	0	0.000%
Poor	0	0.000%
Very poor	0	0.000%
Do not know	0	0.000%

Very good Good Neither good nor poor Poor
Very poor Do not know



Experience	Amount	Percentage
Very good & Good	6	100.000%
Very poor & Poor	0	0.000%
Neither good nor poor & Do not know	0	0.000%

Very good & Good Very poor & Poor
Neither good nor poor & Do not know



Community Ward (ERCH) Summary

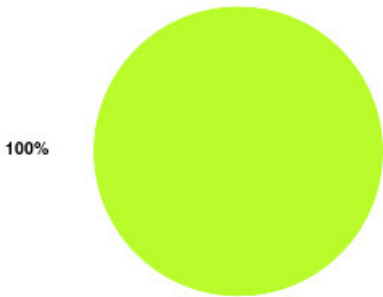
Number of responses: 0

Customer Services Summary

Number of responses: 2

Experience	Amount	Percentage
Very good	2	100.000%
Good	0	0.000%
Neither good nor poor	0	0.000%
Poor	0	0.000%
Very poor	0	0.000%
Do not know	0	0.000%

Very good Good Neither good nor poor Poor
Very poor Do not know



Experience	Amount	Percentage
Very good & Good	2	100.000%
Very poor & Poor	0	0.000%
Neither good nor poor & Do not know	0	0.000%

Very good & Good Very poor & Poor
Neither good nor poor & Do not know

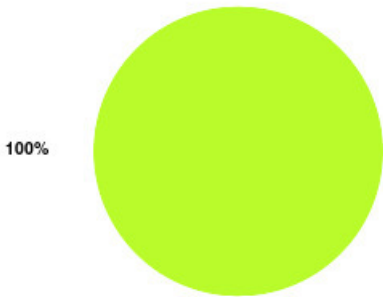


Deep Vein Thrombosis Summary

Number of responses: 8

Experience	Amount	Percentage
Very good	8	100.000%
Good	0	0.000%
Neither good nor poor	0	0.000%
Poor	0	0.000%
Very poor	0	0.000%
Do not know	0	0.000%

Very good Good Neither good nor poor Poor
Very poor Do not know



Experience	Amount	Percentage
Very good & Good	8	100.000%
Very poor & Poor	0	0.000%
Neither good nor poor & Do not know	0	0.000%

Very good & Good Very poor & Poor
Neither good nor poor & Do not know

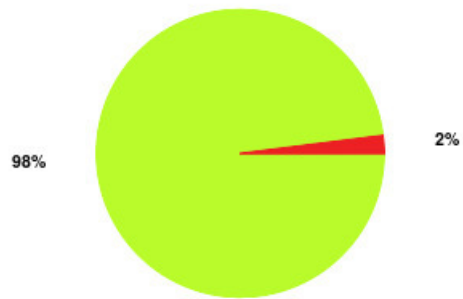


Dental - Beverley PDS Summary

Number of responses: 48

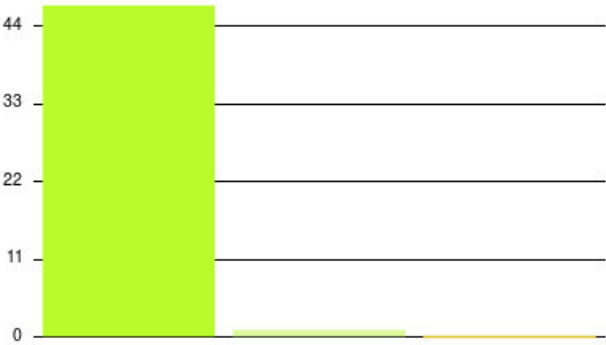
Experience	Amount	Percentage
Very good	47	97.917%
Good	0	0.000%
Neither good nor poor	0	0.000%
Poor	0	0.000%
Very poor	1	2.083%
Do not know	0	0.000%

Very good Good Neither good nor poor Poor
Very poor Do not know



Experience	Amount	Percentage
Very good & Good	47	97.917%
Very poor & Poor	1	2.083%
Neither good nor poor & Do not know	0	0.000%

Very good & Good Very poor & Poor
Neither good nor poor & Do not know



Dental - Bridlington CDS Summary

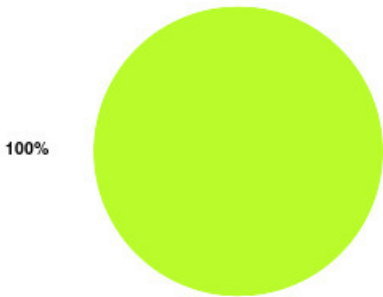
Number of responses: 0

Dental - Driffield PDS Summary

Number of responses: 8

Experience	Amount	Percentage
Very good	8	100.000%
Good	0	0.000%
Neither good nor poor	0	0.000%
Poor	0	0.000%
Very poor	0	0.000%
Do not know	0	0.000%

Very good Good Neither good nor poor Poor
Very poor Do not know



Experience	Amount	Percentage
Very good & Good	8	100.000%
Very poor & Poor	0	0.000%
Neither good nor poor & Do not know	0	0.000%

Very good & Good Very poor & Poor
Neither good nor poor & Do not know



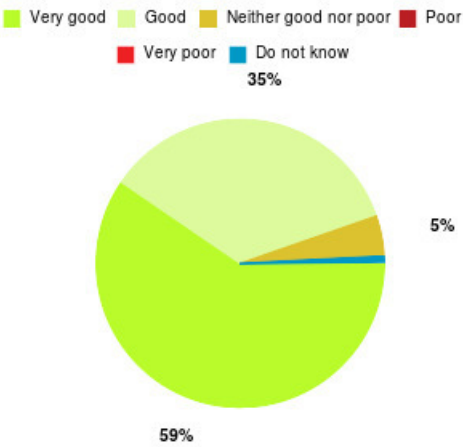
Dental - Goole CDS Summary

Number of responses: 0

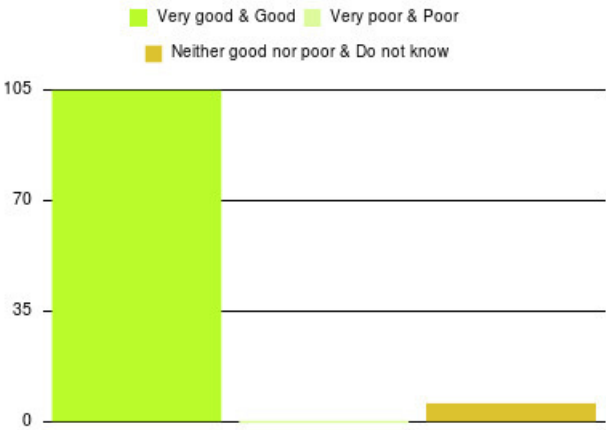
Dental - Goole PDS Summary

Number of responses: 111

Experience	Amount	Percentage
Very good	66	59.459%
Good	39	35.135%
Neither good nor poor	5	4.505%
Poor	0	0.000%
Very poor	0	0.000%
Do not know	1	0.901%



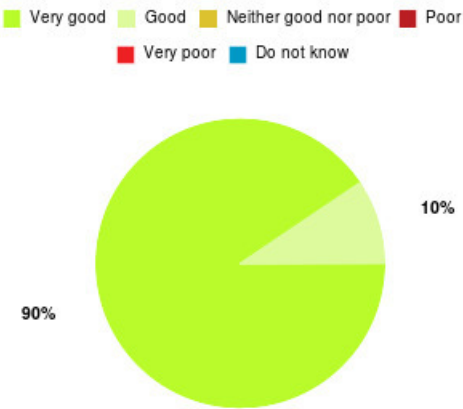
Experience	Amount	Percentage
Very good & Good	105	94.595%
Very poor & Poor	0	0.000%
Neither good nor poor & Do not know	6	5.405%



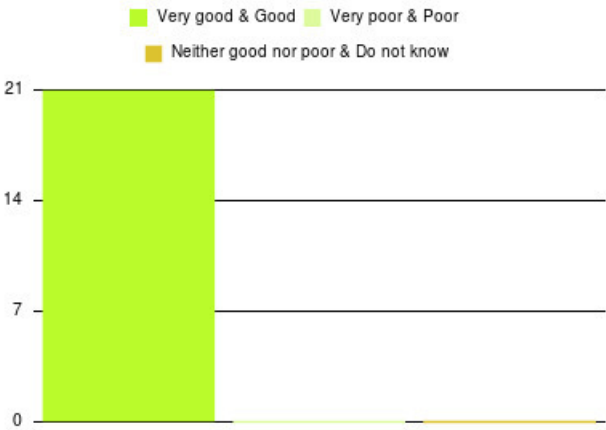
Dental - Highlands CDS Summary

Number of responses: 21

Experience	Amount	Percentage
Very good	19	90.476%
Good	2	9.524%
Neither good nor poor	0	0.000%
Poor	0	0.000%
Very poor	0	0.000%
Do not know	0	0.000%



Experience	Amount	Percentage
Very good & Good	21	100.000%
Very poor & Poor	0	0.000%
Neither good nor poor & Do not know	0	0.000%

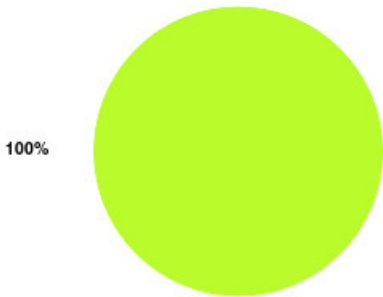


Dental - Jameson Street PDS Summary

Number of responses: 10

Experience	Amount	Percentage
Very good	10	100.000%
Good	0	0.000%
Neither good nor poor	0	0.000%
Poor	0	0.000%
Very poor	0	0.000%
Do not know	0	0.000%

Very good Good Neither good nor poor Poor
Very poor Do not know



Experience	Amount	Percentage
Very good & Good	10	100.000%
Very poor & Poor	0	0.000%
Neither good nor poor & Do not know	0	0.000%

Very good & Good Very poor & Poor
Neither good nor poor & Do not know

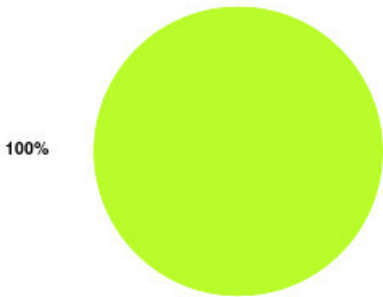


Dental - Orchard Park CDS Summary

Number of responses: 5

Experience	Amount	Percentage
Very good	5	100.000%
Good	0	0.000%
Neither good nor poor	0	0.000%
Poor	0	0.000%
Very poor	0	0.000%
Do not know	0	0.000%

Very good Good Neither good nor poor Poor
Very poor Do not know



Experience	Amount	Percentage
Very good & Good	5	100.000%
Very poor & Poor	0	0.000%
Neither good nor poor & Do not know	0	0.000%

Very good & Good Very poor & Poor
Neither good nor poor & Do not know

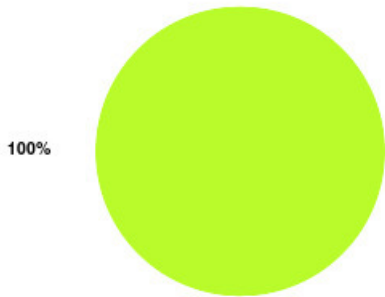


Dental - Pocklington PDS Summary

Number of responses: 1

Experience	Amount	Percentage
Very good	1	100.000%
Good	0	0.000%
Neither good nor poor	0	0.000%
Poor	0	0.000%
Very poor	0	0.000%
Do not know	0	0.000%

Very good Good Neither good nor poor Poor
Very poor Do not know



Experience	Amount	Percentage
Very good & Good	1	100.000%
Very poor & Poor	0	0.000%
Neither good nor poor & Do not know	0	0.000%

Very good & Good Very poor & Poor
Neither good nor poor & Do not know

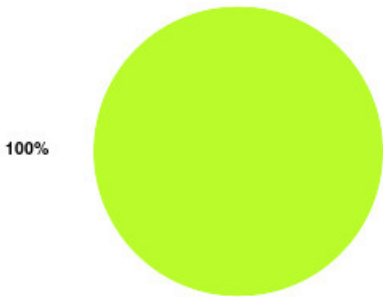


Dental - Withernsea PDS Summary

Number of responses: 6


Experience	Amount	Percentage
Very good	6	100.000%
Good	0	0.000%
Neither good nor poor	0	0.000%
Poor	0	0.000%
Very poor	0	0.000%
Do not know	0	0.000%

Very good Good Neither good nor poor Poor
Very poor Do not know



Experience	Amount	Percentage
Very good & Good	6	100.000%
Very poor & Poor	0	0.000%
Neither good nor poor & Do not know	0	0.000%

Very good & Good Very poor & Poor
Neither good nor poor & Do not know



Diabetes Podiatry Summary

Number of responses: 0

Diabetes Service (East Riding) Summary

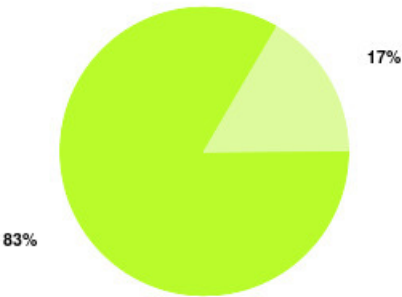
Number of responses: 0

Dietetics (East Riding) Summary

Number of responses: 12

Experience	Amount	Percentage
Very good	10	83.333%
Good	2	16.667%
Neither good nor poor	0	0.000%
Poor	0	0.000%
Very poor	0	0.000%
Do not know	0	0.000%

Very good Good Neither good nor poor Poor
Very poor Do not know



Experience	Amount	Percentage
Very good & Good	12	100.000%
Very poor & Poor	0	0.000%
Neither good nor poor & Do not know	0	0.000%

Very good & Good Very poor & Poor
Neither good nor poor & Do not know

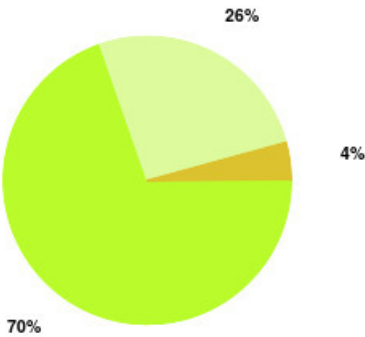


Dietetics (Hull) Summary

Number of responses: 46

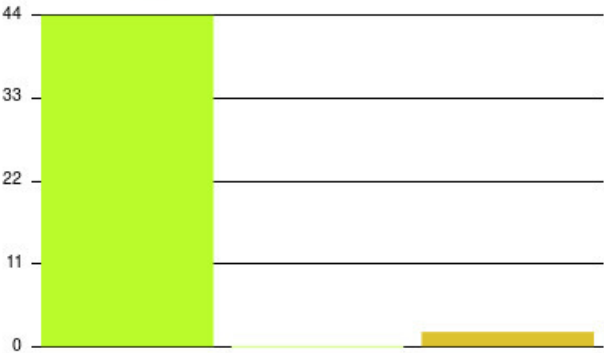
Experience	Amount	Percentage
Very good	32	69.565%
Good	12	26.087%
Neither good nor poor	2	4.348%
Poor	0	0.000%
Very poor	0	0.000%
Do not know	0	0.000%

Very good Good Neither good nor poor Poor
Very poor Do not know



Experience	Amount	Percentage
Very good & Good	44	95.652%
Very poor & Poor	0	0.000%
Neither good nor poor & Do not know	2	4.348%

Very good & Good Very poor & Poor
Neither good nor poor & Do not know



East Riding Frailty Team Summary

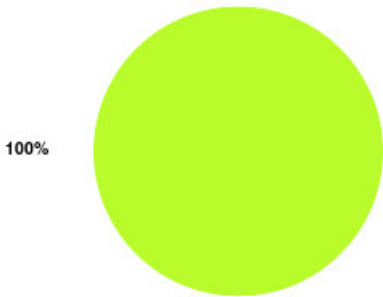
Number of responses: 0

Eating Disorders Summary

Number of responses: 1

Experience	Amount	Percentage
Very good	1	100.000%
Good	0	0.000%
Neither good nor poor	0	0.000%
Poor	0	0.000%
Very poor	0	0.000%
Do not know	0	0.000%

Very good Good Neither good nor poor Poor
Very poor Do not know



Experience	Amount	Percentage
Very good & Good	1	100.000%
Very poor & Poor	0	0.000%
Neither good nor poor & Do not know	0	0.000%

Very good & Good Very poor & Poor
Neither good nor poor & Do not know



EMPOWER Summary

Number of responses: 0

ER Tissue Viability Summary

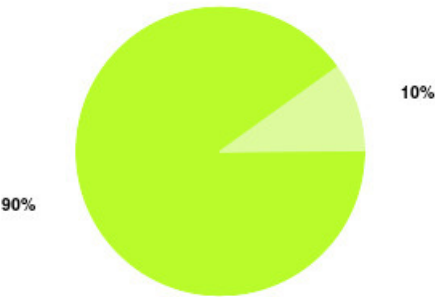
Number of responses: 0

Falls Team (East Riding) Summary

Number of responses: 10

Experience	Amount	Percentage
Very good	9	90.000%
Good	1	10.000%
Neither good nor poor	0	0.000%
Poor	0	0.000%
Very poor	0	0.000%
Do not know	0	0.000%

Very good Good Neither good nor poor Poor
Very poor Do not know



Experience	Amount	Percentage
Very good & Good	10	100.000%
Very poor & Poor	0	0.000%
Neither good nor poor & Do not know	0	0.000%

Very good & Good Very poor & Poor
Neither good nor poor & Do not know

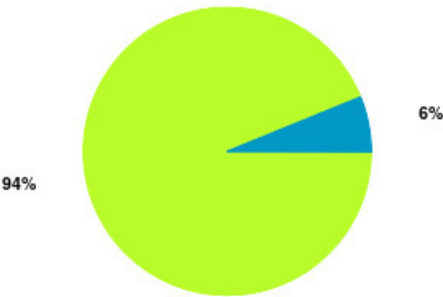


Falls Team (Hull) Summary

Number of responses: 16

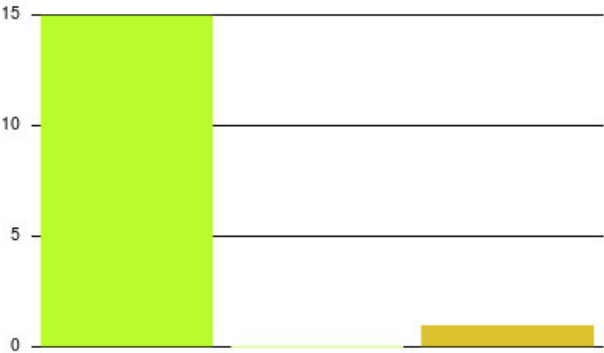
Experience	Amount	Percentage
Very good	15	93.750%
Good	0	0.000%
Neither good nor poor	0	0.000%
Poor	0	0.000%
Very poor	0	0.000%
Do not know	1	6.250%

Very good Good Neither good nor poor Poor
Very poor Do not know



Experience	Amount	Percentage
Very good & Good	15	93.750%
Very poor & Poor	0	0.000%
Neither good nor poor & Do not know	1	6.250%

Very good & Good Very poor & Poor
Neither good nor poor & Do not know

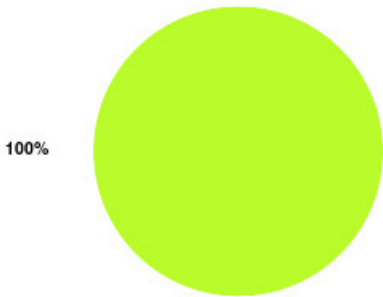


Fit4All Team (SH) Summary

Number of responses: 2

Experience	Amount	Percentage
Very good	2	100.000%
Good	0	0.000%
Neither good nor poor	0	0.000%
Poor	0	0.000%
Very poor	0	0.000%
Do not know	0	0.000%

Very good Good Neither good nor poor Poor
Very poor Do not know



Experience	Amount	Percentage
Very good & Good	2	100.000%
Very poor & Poor	0	0.000%
Neither good nor poor & Do not know	0	0.000%

Very good & Good Very poor & Poor
Neither good nor poor & Do not know



Flu Immunisation (ERY) Summary

Number of responses: 0

Gastroenterology Summary

Number of responses: 0

Goole UTC Summary

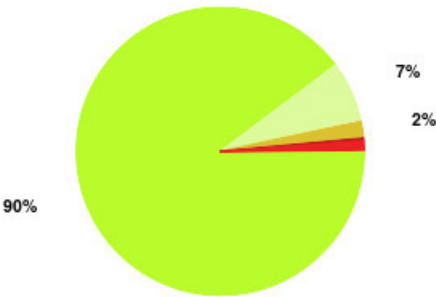
Number of responses: 0

GP - East Park Surgery Summary

Number of responses: 320

Experience	Amount	Percentage
Very good	287	89.688%
Good	22	6.875%
Neither good nor poor	6	1.875%
Poor	1	0.313%
Very poor	4	1.250%
Do not know	0	0.000%

Very good Good Neither good nor poor Poor
Very poor Do not know



Experience	Amount	Percentage
Very good & Good	309	96.563%
Very poor & Poor	5	1.563%
Neither good nor poor & Do not know	6	1.875%

Very good & Good Very poor & Poor
Neither good nor poor & Do not know

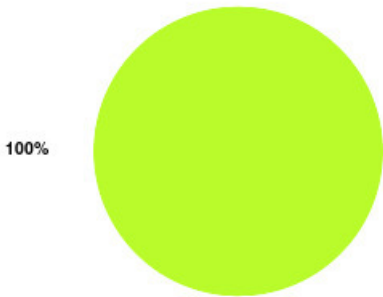


GP - Story Street Walk In Summary

Number of responses: 2

Experience	Amount	Percentage
Very good	2	100.000%
Good	0	0.000%
Neither good nor poor	0	0.000%
Poor	0	0.000%
Very poor	0	0.000%
Do not know	0	0.000%

Very good Good Neither good nor poor Poor
Very poor Do not know



Experience	Amount	Percentage
Very good & Good	2	100.000%
Very poor & Poor	0	0.000%
Neither good nor poor & Do not know	0	0.000%

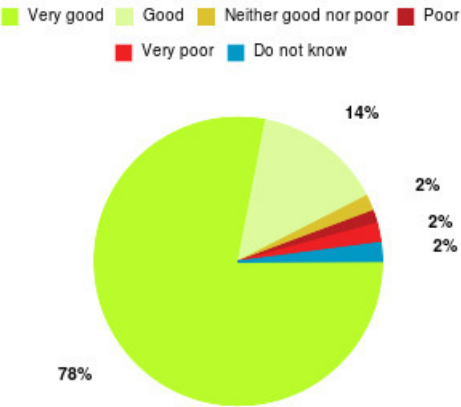
Very good & Good Very poor & Poor
Neither good nor poor & Do not know



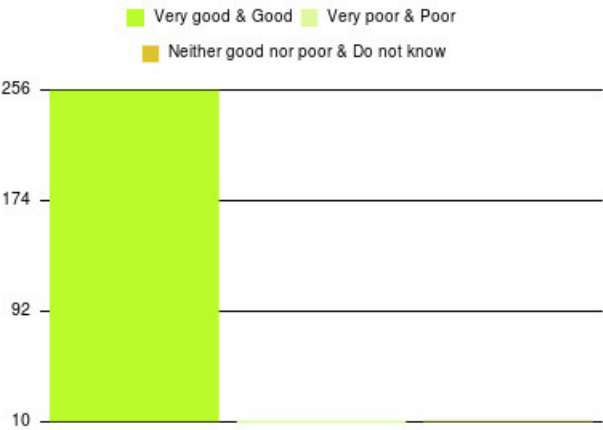
GP - Kingston Practice Summary

Number of responses: 277

Experience	Amount	Percentage
Very good	216	77.978%
Good	40	14.440%
Neither good nor poor	5	1.805%
Poor	4	1.444%
Very poor	6	2.166%
Do not know	6	2.166%



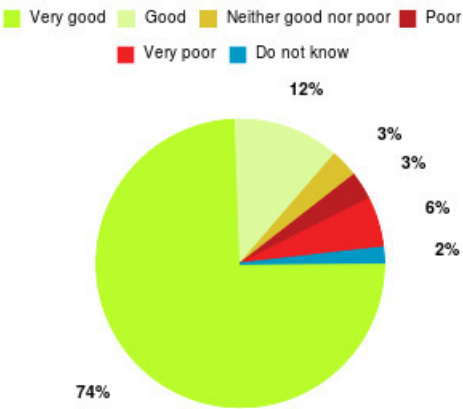
Experience	Amount	Percentage
Very good & Good	256	92.419%
Very poor & Poor	10	3.610%
Neither good nor poor & Do not know	11	3.971%



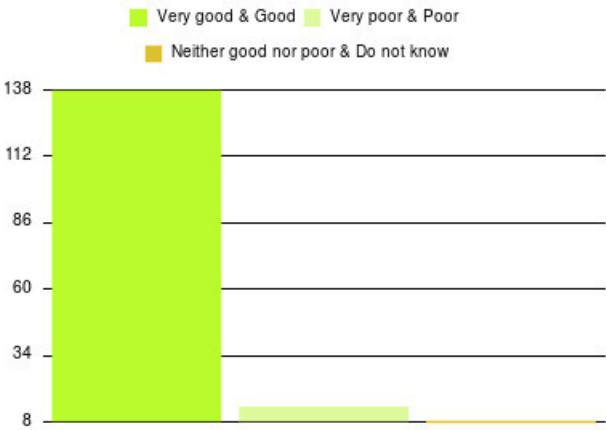
GP - Riverside Practice Summary

Number of responses: 160

Experience	Amount	Percentage
Very good	119	74.375%
Good	19	11.875%
Neither good nor poor	5	3.125%
Poor	5	3.125%
Very poor	9	5.625%
Do not know	3	1.875%



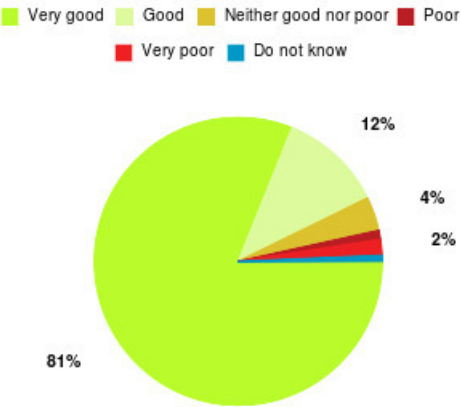
Experience	Amount	Percentage
Very good & Good	138	86.250%
Very poor & Poor	14	8.750%
Neither good nor poor & Do not know	8	5.000%



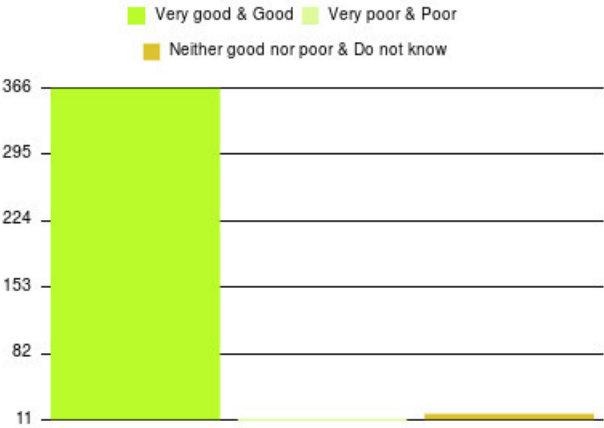
GP - The Quays Summary

Number of responses: 395

Experience	Amount	Percentage
Very good	320	81.013%
Good	46	11.646%
Neither good nor poor	15	3.797%
Poor	4	1.013%
Very poor	7	1.772%
Do not know	3	0.759%



Experience	Amount	Percentage
Very good & Good	366	92.658%
Very poor & Poor	11	2.785%
Neither good nor poor & Do not know	18	4.557%



GP - Wolds View Primary Care Centre Summary

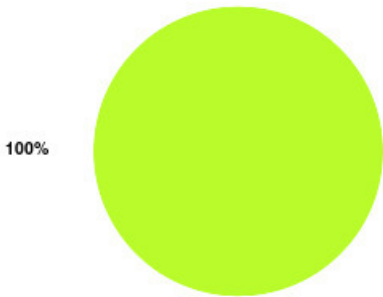
Number of responses: 0

Health & Development Worker Summary

Number of responses: 1

Experience	Amount	Percentage
Very good	1	100.000%
Good	0	0.000%
Neither good nor poor	0	0.000%
Poor	0	0.000%
Very poor	0	0.000%
Do not know	0	0.000%

Very good Good Neither good nor poor Poor
Very poor Do not know



Experience	Amount	Percentage
Very good & Good	1	100.000%
Very poor & Poor	0	0.000%
Neither good nor poor & Do not know	0	0.000%

Very good & Good Very poor & Poor
Neither good nor poor & Do not know

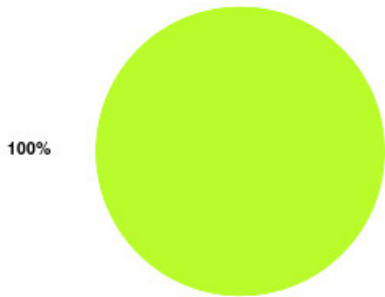


Health & Wellbeing Service - Primary Care Summary

Number of responses: 2

Experience	Amount	Percentage
Very good	2	100.000%
Good	0	0.000%
Neither good nor poor	0	0.000%
Poor	0	0.000%
Very poor	0	0.000%
Do not know	0	0.000%

Very good Good Neither good nor poor Poor
Very poor Do not know



Experience	Amount	Percentage
Very good & Good	2	100.000%
Very poor & Poor	0	0.000%
Neither good nor poor & Do not know	0	0.000%

Very good & Good Very poor & Poor
Neither good nor poor & Do not know



Health Checks (SH) Summary

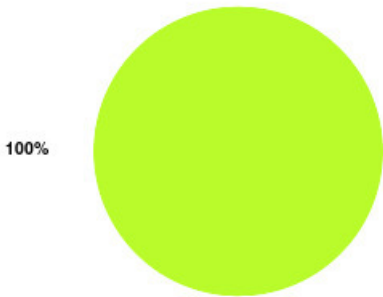
Number of responses: 0

Health Trainers (inc Social Prescribing) SH Summary

Number of responses: 16

Experience	Amount	Percentage
Very good	16	100.000%
Good	0	0.000%
Neither good nor poor	0	0.000%
Poor	0	0.000%
Very poor	0	0.000%
Do not know	0	0.000%

Very good Good Neither good nor poor Poor
Very poor Do not know



Experience	Amount	Percentage
Very good & Good	16	100.000%
Very poor & Poor	0	0.000%
Neither good nor poor & Do not know	0	0.000%

Very good & Good Very poor & Poor
Neither good nor poor & Do not know

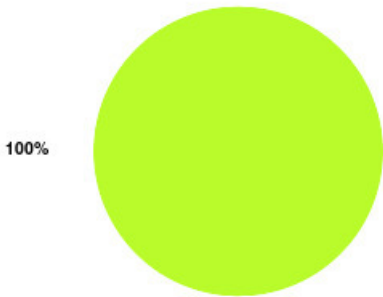


Health Visiting Summary

Number of responses: 1

Experience	Amount	Percentage
Very good	1	100.000%
Good	0	0.000%
Neither good nor poor	0	0.000%
Poor	0	0.000%
Very poor	0	0.000%
Do not know	0	0.000%

Very good Good Neither good nor poor Poor
Very poor Do not know



Experience	Amount	Percentage
Very good & Good	1	100.000%
Very poor & Poor	0	0.000%
Neither good nor poor & Do not know	0	0.000%

Very good & Good Very poor & Poor
Neither good nor poor & Do not know



Healthy Hull Summary

Number of responses: 0

HERCH20 Summary

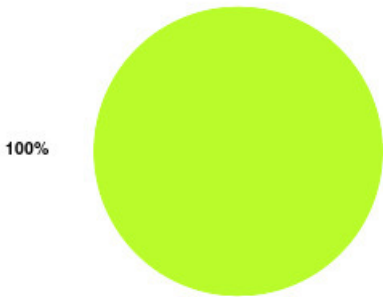
Number of responses: 0

Home Oxygen Service (East Riding) Summary

Number of responses: 1

Experience	Amount	Percentage
Very good	1	100.000%
Good	0	0.000%
Neither good nor poor	0	0.000%
Poor	0	0.000%
Very poor	0	0.000%
Do not know	0	0.000%

Very good Good Neither good nor poor Poor
Very poor Do not know



Experience	Amount	Percentage
Very good & Good	1	100.000%
Very poor & Poor	0	0.000%
Neither good nor poor & Do not know	0	0.000%

Very good & Good Very poor & Poor
Neither good nor poor & Do not know

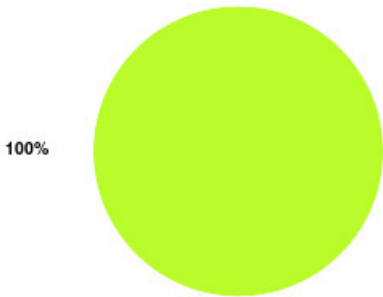


Home Oxygen Service (Hull) Summary

Number of responses: 1

Experience	Amount	Percentage
Very good	1	100.000%
Good	0	0.000%
Neither good nor poor	0	0.000%
Poor	0	0.000%
Very poor	0	0.000%
Do not know	0	0.000%

Very good Good Neither good nor poor Poor
Very poor Do not know



Experience	Amount	Percentage
Very good & Good	1	100.000%
Very poor & Poor	0	0.000%
Neither good nor poor & Do not know	0	0.000%

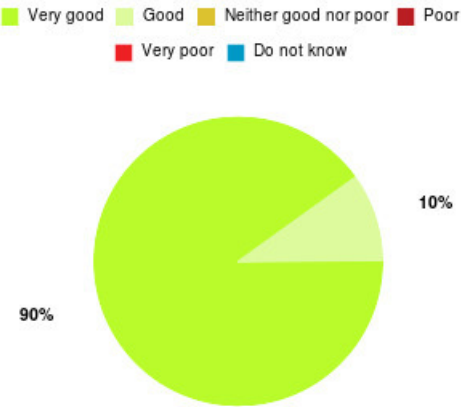
Very good & Good Very poor & Poor
Neither good nor poor & Do not know



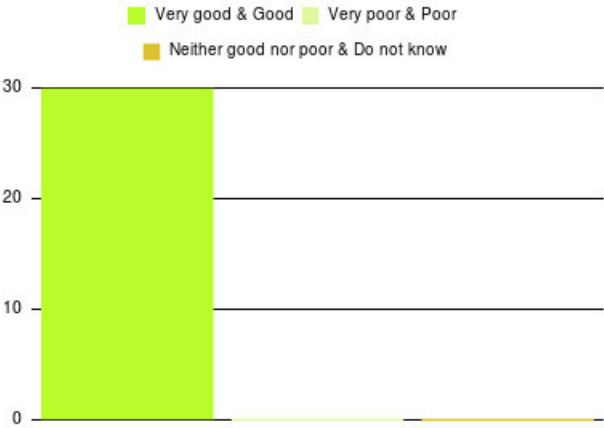
Hull and East Riding Accelerated Lower Limb (HEAL) Pathway Summary

Number of responses: 30

Experience	Amount	Percentage
Very good	27	90.000%
Good	3	10.000%
Neither good nor poor	0	0.000%
Poor	0	0.000%
Very poor	0	0.000%
Do not know	0	0.000%



Experience	Amount	Percentage
Very good & Good	30	100.000%
Very poor & Poor	0	0.000%
Neither good nor poor & Do not know	0	0.000%



Hull Complex Wounds Summary

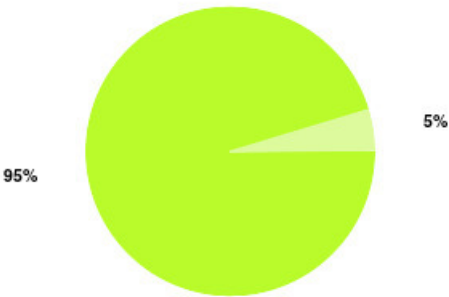
Number of responses: 0

Hull First Falls Summary

Number of responses: 21

Experience	Amount	Percentage
Very good	20	95.238%
Good	1	4.762%
Neither good nor poor	0	0.000%
Poor	0	0.000%
Very poor	0	0.000%
Do not know	0	0.000%

Very good Good Neither good nor poor Poor
Very poor Do not know



Experience	Amount	Percentage
Very good & Good	21	100.000%
Very poor & Poor	0	0.000%
Neither good nor poor & Do not know	0	0.000%

Very good & Good Very poor & Poor
Neither good nor poor & Do not know



Hull Urgent Care Summary

Number of responses: 0

IMPS Summary

Number of responses: 0

Infant Feeding Co-ordinator Summary

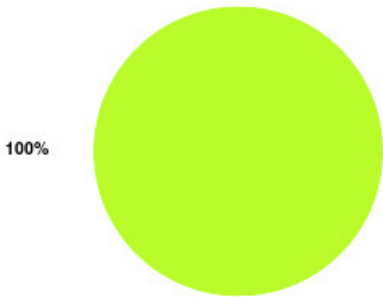
Number of responses: 0

Infant Feeding Service (SH) Summary

Number of responses: 9

Experience	Amount	Percentage
Very good	9	100.000%
Good	0	0.000%
Neither good nor poor	0	0.000%
Poor	0	0.000%
Very poor	0	0.000%
Do not know	0	0.000%

Very good Good Neither good nor poor Poor
Very poor Do not know



Experience	Amount	Percentage
Very good & Good	9	100.000%
Very poor & Poor	0	0.000%
Neither good nor poor & Do not know	0	0.000%

Very good & Good Very poor & Poor
Neither good nor poor & Do not know

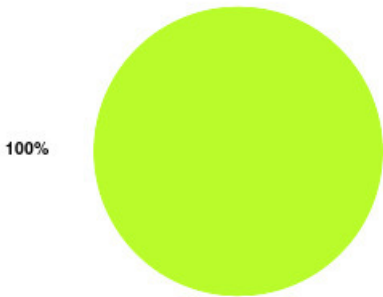


Intermediate Care Summary

Number of responses: 1

Experience	Amount	Percentage
Very good	1	100.000%
Good	0	0.000%
Neither good nor poor	0	0.000%
Poor	0	0.000%
Very poor	0	0.000%
Do not know	0	0.000%

Very good Good Neither good nor poor Poor
Very poor Do not know



Experience	Amount	Percentage
Very good & Good	1	100.000%
Very poor & Poor	0	0.000%
Neither good nor poor & Do not know	0	0.000%

Very good & Good Very poor & Poor
Neither good nor poor & Do not know

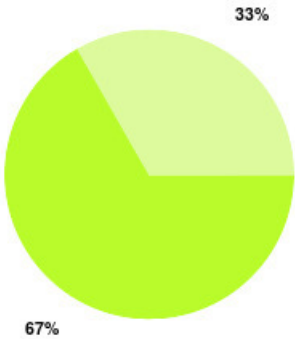


Intermediate Care (ER) Summary

Number of responses: 3


Experience	Amount	Percentage
Very good	2	66.667%
Good	1	33.333%
Neither good nor poor	0	0.000%
Poor	0	0.000%
Very poor	0	0.000%
Do not know	0	0.000%

Very good Good Neither good nor poor Poor
Very poor Do not know



Experience	Amount	Percentage
Very good & Good	3	100.000%
Very poor & Poor	0	0.000%
Neither good nor poor & Do not know	0	0.000%

Very good & Good Very poor & Poor
Neither good nor poor & Do not know

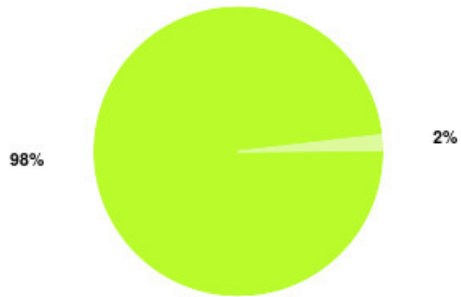


Jean Bishop ICC Summary

Number of responses: 52

Experience	Amount	Percentage
Very good	51	98.077%
Good	1	1.923%
Neither good nor poor	0	0.000%
Poor	0	0.000%
Very poor	0	0.000%
Do not know	0	0.000%

Very good Good Neither good nor poor Poor
Very poor Do not know



Experience	Amount	Percentage
Very good & Good	52	100.000%
Very poor & Poor	0	0.000%
Neither good nor poor & Do not know	0	0.000%

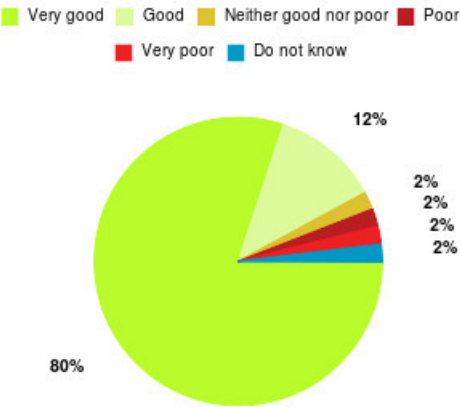
Very good & Good Very poor & Poor
Neither good nor poor & Do not know



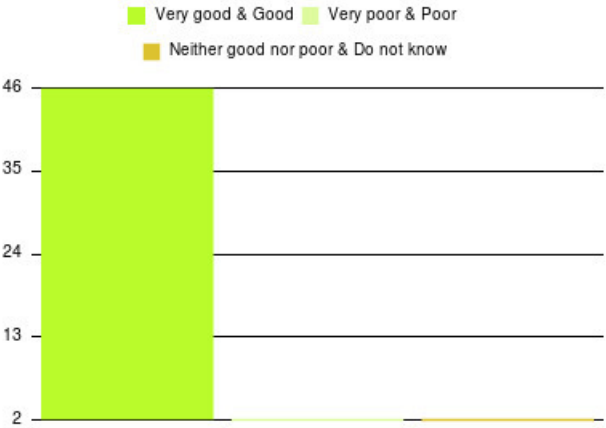
Let's Talk (Hull) Summary

Number of responses: 50

Experience	Amount	Percentage
Very good	40	80.000%
Good	6	12.000%
Neither good nor poor	1	2.000%
Poor	1	2.000%
Very poor	1	2.000%
Do not know	1	2.000%



Experience	Amount	Percentage
Very good & Good	46	92.000%
Very poor & Poor	2	4.000%
Neither good nor poor & Do not know	2	4.000%



Let's Talk - Cruse Summary

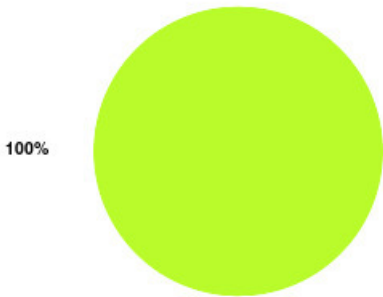
Number of responses: 0

Let's Talk - Focus Counselling Summary

Number of responses: 1

Experience	Amount	Percentage
Very good	1	100.000%
Good	0	0.000%
Neither good nor poor	0	0.000%
Poor	0	0.000%
Very poor	0	0.000%
Do not know	0	0.000%

Very good Good Neither good nor poor Poor
Very poor Do not know



Experience	Amount	Percentage
Very good & Good	1	100.000%
Very poor & Poor	0	0.000%
Neither good nor poor & Do not know	0	0.000%

Very good & Good Very poor & Poor
Neither good nor poor & Do not know



Let's Talk - Good Day Therapy Summary

Number of responses: 0

Let's Talk - HEY Mind Summary

Number of responses: 0

Let's Talk - House of Light Summary

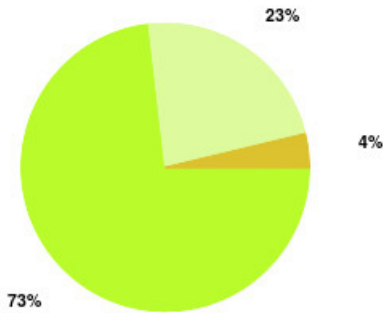
Number of responses: 0

Let's Talk - Joan Pickard Ltd Summary

Number of responses: 26

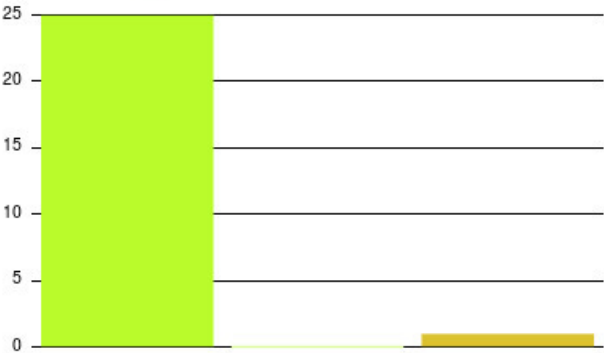
Experience	Amount	Percentage
Very good	19	73.077%
Good	6	23.077%
Neither good nor poor	1	3.846%
Poor	0	0.000%
Very poor	0	0.000%
Do not know	0	0.000%

Very good Good Neither good nor poor Poor
Very poor Do not know



Experience	Amount	Percentage
Very good & Good	25	96.154%
Very poor & Poor	0	0.000%
Neither good nor poor & Do not know	1	3.846%

Very good & Good Very poor & Poor
Neither good nor poor & Do not know



Let's Talk - Relate Summary

Number of responses: 0

Let's Talk - S2BH Summary

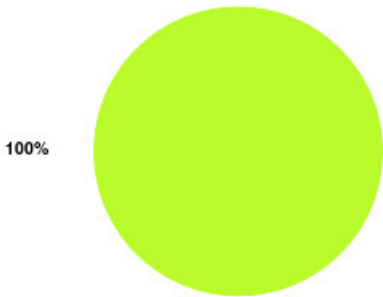
Number of responses: 0

Let's Talk - Temenos Summary

Number of responses: 4


Experience	Amount	Percentage
Very good	4	100.000%
Good	0	0.000%
Neither good nor poor	0	0.000%
Poor	0	0.000%
Very poor	0	0.000%
Do not know	0	0.000%

Very good Good Neither good nor poor Poor
Very poor Do not know



Experience	Amount	Percentage
Very good & Good	4	100.000%
Very poor & Poor	0	0.000%
Neither good nor poor & Do not know	0	0.000%

Very good & Good Very poor & Poor
Neither good nor poor & Do not know

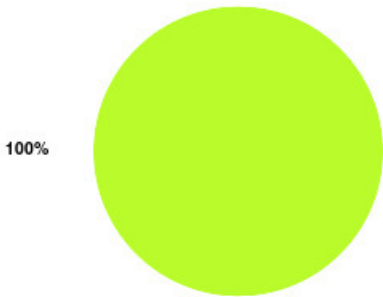


Lifestyle Referral (SH) Summary

Number of responses: 1

Experience	Amount	Percentage
Very good	1	100.000%
Good	0	0.000%
Neither good nor poor	0	0.000%
Poor	0	0.000%
Very poor	0	0.000%
Do not know	0	0.000%

Very good Good Neither good nor poor Poor
Very poor Do not know



Experience	Amount	Percentage
Very good & Good	1	100.000%
Very poor & Poor	0	0.000%
Neither good nor poor & Do not know	0	0.000%

Very good & Good Very poor & Poor
Neither good nor poor & Do not know



Local Outbreak Team Summary

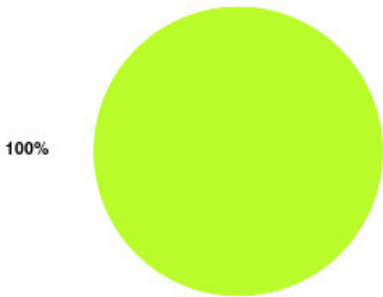
Number of responses: 0

Lymphoedema Summary

Number of responses: 8

Experience	Amount	Percentage
Very good	8	100.000%
Good	0	0.000%
Neither good nor poor	0	0.000%
Poor	0	0.000%
Very poor	0	0.000%
Do not know	0	0.000%

Very good Good Neither good nor poor Poor
Very poor Do not know



Experience	Amount	Percentage
Very good & Good	8	100.000%
Very poor & Poor	0	0.000%
Neither good nor poor & Do not know	0	0.000%

Very good & Good Very poor & Poor
Neither good nor poor & Do not know



Macmillan Wolds Unit (Bridlington) Summary

Number of responses: 0

Medicines Management - Care Home Service Summary

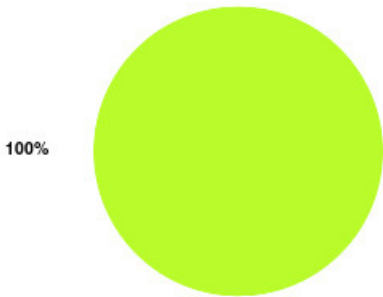
Number of responses: 0

Mental Health Team (SH) Summary

Number of responses: 3


Experience	Amount	Percentage
Very good	3	100.000%
Good	0	0.000%
Neither good nor poor	0	0.000%
Poor	0	0.000%
Very poor	0	0.000%
Do not know	0	0.000%

Very good Good Neither good nor poor Poor
Very poor Do not know



Experience	Amount	Percentage
Very good & Good	3	100.000%
Very poor & Poor	0	0.000%
Neither good nor poor & Do not know	0	0.000%

Very good & Good Very poor & Poor
Neither good nor poor & Do not know

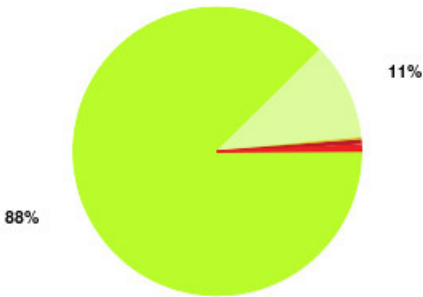


MSK Physiotherapy Summary

Number of responses: 385

Experience	Amount	Percentage
Very good	337	87.532%
Good	42	10.909%
Neither good nor poor	1	0.260%
Poor	2	0.519%
Very poor	3	0.779%
Do not know	0	0.000%

Very good Good Neither good nor poor Poor
Very poor Do not know



Experience	Amount	Percentage
Very good & Good	379	98.442%
Very poor & Poor	5	1.299%
Neither good nor poor & Do not know	1	0.260%

Very good & Good Very poor & Poor
Neither good nor poor & Do not know



NHS Continuing Healthcare Summary

Number of responses: 0

Night Care Service (EOL) Summary

Number of responses: 0

OccWellbeing Summary

Number of responses: 0

Oral Health (SH) Summary

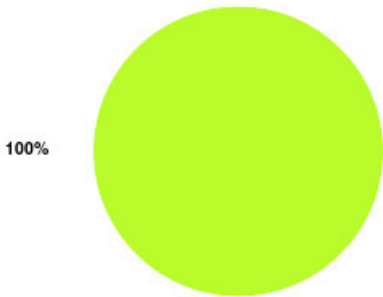
Number of responses: 0

Oral Health Promotion Team Summary

Number of responses: 30

Experience	Amount	Percentage
Very good	30	100.000%
Good	0	0.000%
Neither good nor poor	0	0.000%
Poor	0	0.000%
Very poor	0	0.000%
Do not know	0	0.000%

Very good Good Neither good nor poor Poor
Very poor Do not know



Experience	Amount	Percentage
Very good & Good	30	100.000%
Very poor & Poor	0	0.000%
Neither good nor poor & Do not know	0	0.000%

Very good & Good Very poor & Poor
Neither good nor poor & Do not know



Out of Hours Nursing (East Riding) Summary

Number of responses: 0

Out of Hours Nursing (EOL) Summary

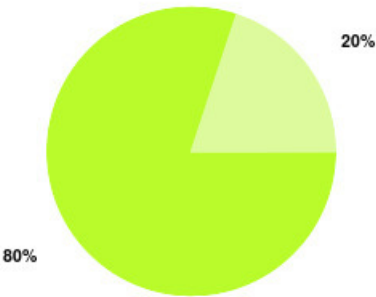
Number of responses: 0

Pain Management - ER & VoY Summary

Number of responses: 15

Experience	Amount	Percentage
Very good	12	80.000%
Good	3	20.000%
Neither good nor poor	0	0.000%
Poor	0	0.000%
Very poor	0	0.000%
Do not know	0	0.000%

Very good Good Neither good nor poor Poor
Very poor Do not know



Experience	Amount	Percentage
Very good & Good	15	100.000%
Very poor & Poor	0	0.000%
Neither good nor poor & Do not know	0	0.000%

Very good & Good Very poor & Poor
Neither good nor poor & Do not know

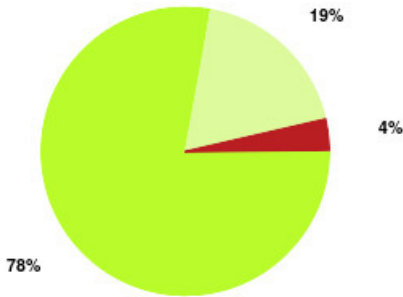


Pain Management - Hull Summary

Number of responses: 27

Experience	Amount	Percentage
Very good	21	77.778%
Good	5	18.519%
Neither good nor poor	0	0.000%
Poor	1	3.704%
Very poor	0	0.000%
Do not know	0	0.000%

Very good Good Neither good nor poor Poor
Very poor Do not know



Experience	Amount	Percentage
Very good & Good	26	96.296%
Very poor & Poor	1	3.704%
Neither good nor poor & Do not know	0	0.000%

Very good & Good Very poor & Poor
Neither good nor poor & Do not know

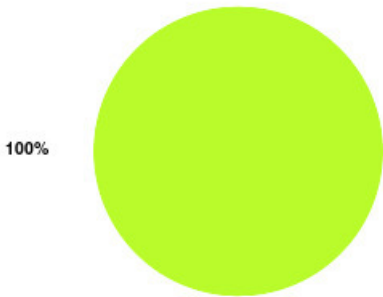


Parkinson's Hub (ICC) Summary

Number of responses: 8

Experience	Amount	Percentage
Very good	8	100.000%
Good	0	0.000%
Neither good nor poor	0	0.000%
Poor	0	0.000%
Very poor	0	0.000%
Do not know	0	0.000%

Very good Good Neither good nor poor Poor
Very poor Do not know



Experience	Amount	Percentage
Very good & Good	8	100.000%
Very poor & Poor	0	0.000%
Neither good nor poor & Do not know	0	0.000%

Very good & Good Very poor & Poor
Neither good nor poor & Do not know



PAUL for Brain recovery Summary

Number of responses: 0

Pharmacies Summary

Number of responses: 0

Phlebotomy - Withernsea Hospital Summary

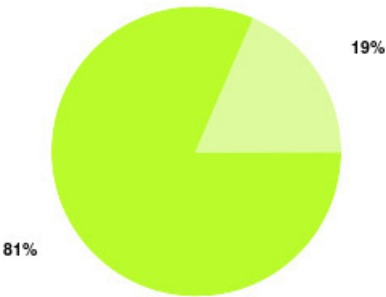
Number of responses: 0

Podiatry (ER - Beverley) Summary

Number of responses: 43

Experience	Amount	Percentage
Very good	35	81.395%
Good	8	18.605%
Neither good nor poor	0	0.000%
Poor	0	0.000%
Very poor	0	0.000%
Do not know	0	0.000%

Very good Good Neither good nor poor Poor
Very poor Do not know



Experience	Amount	Percentage
Very good & Good	43	100.000%
Very poor & Poor	0	0.000%
Neither good nor poor & Do not know	0	0.000%

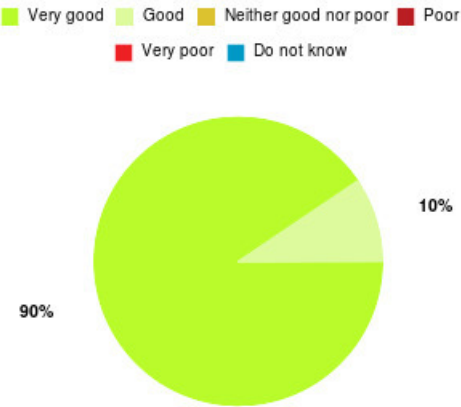
Very good & Good Very poor & Poor
Neither good nor poor & Do not know



Podiatry (ER - Bridlington) Summary

Number of responses: 42

Experience	Amount	Percentage
Very good	38	90.476%
Good	4	9.524%
Neither good nor poor	0	0.000%
Poor	0	0.000%
Very poor	0	0.000%
Do not know	0	0.000%



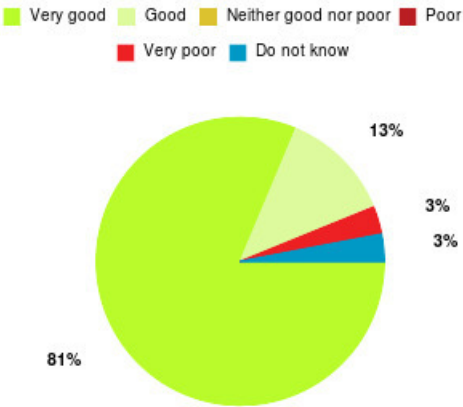
Experience	Amount	Percentage
Very good & Good	42	100.000%
Very poor & Poor	0	0.000%
Neither good nor poor & Do not know	0	0.000%



Podiatry (ER - Driffield) Summary

Number of responses: 32

Experience	Amount	Percentage
Very good	26	81.250%
Good	4	12.500%
Neither good nor poor	0	0.000%
Poor	0	0.000%
Very poor	1	3.125%
Do not know	1	3.125%



Experience	Amount	Percentage
Very good & Good	30	93.750%
Very poor & Poor	1	3.125%
Neither good nor poor & Do not know	1	3.125%

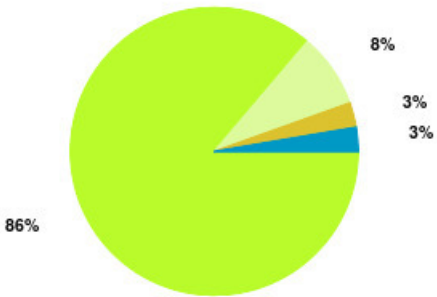


Podiatry (ER - Goole) Summary

Number of responses: 36

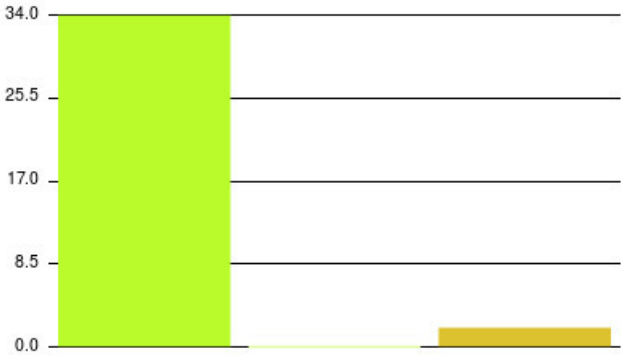
Experience	Amount	Percentage
Very good	31	86.111%
Good	3	8.333%
Neither good nor poor	1	2.778%
Poor	0	0.000%
Very poor	0	0.000%
Do not know	1	2.778%

Very good Good Neither good nor poor Poor
Very poor Do not know



Experience	Amount	Percentage
Very good & Good	34	94.444%
Very poor & Poor	0	0.000%
Neither good nor poor & Do not know	2	5.556%

Very good & Good Very poor & Poor
Neither good nor poor & Do not know



Podiatry (ER - Hedon/Rosedale) Summary

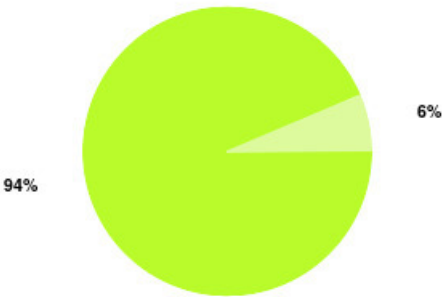
Number of responses: 0

Podiatry (ER - Hessele) Summary

Number of responses: 31

Experience	Amount	Percentage
Very good	29	93.548%
Good	2	6.452%
Neither good nor poor	0	0.000%
Poor	0	0.000%
Very poor	0	0.000%
Do not know	0	0.000%

Very good Good Neither good nor poor Poor
Very poor Do not know



Experience	Amount	Percentage
Very good & Good	31	100.000%
Very poor & Poor	0	0.000%
Neither good nor poor & Do not know	0	0.000%

Very good & Good Very poor & Poor
Neither good nor poor & Do not know



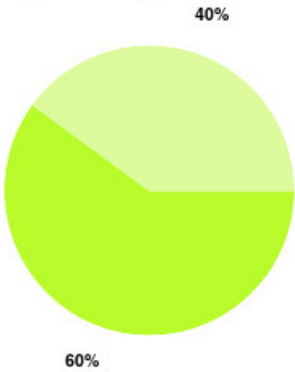
Podiatry (ER - Home visits) Summary

Number of responses: 5

Experience	Amount	Percentage
Very good	3	60.000%
Good	2	40.000%
Neither good nor poor	0	0.000%
Poor	0	0.000%
Very poor	0	0.000%
Do not know	0	0.000%

Experience	Amount	Percentage
Very good & Good	5	100.000%
Very poor & Poor	0	0.000%
Neither good nor poor & Do not know	0	0.000%

Very good Good Neither good nor poor Poor
Very poor Do not know



Very good & Good Very poor & Poor
Neither good nor poor & Do not know

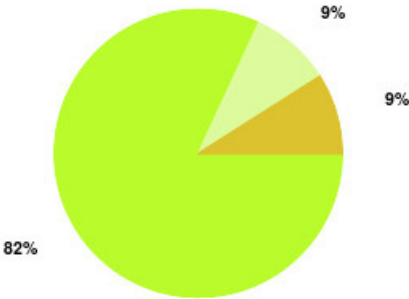


Podiatry (ER - Hornsea) Summary

Number of responses: 11

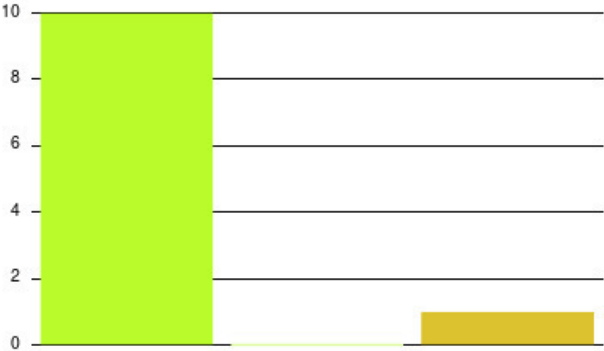
Experience	Amount	Percentage
Very good	9	81.818%
Good	1	9.091%
Neither good nor poor	1	9.091%
Poor	0	0.000%
Very poor	0	0.000%
Do not know	0	0.000%

Very good Good Neither good nor poor Poor
Very poor Do not know



Experience	Amount	Percentage
Very good & Good	10	90.909%
Very poor & Poor	0	0.000%
Neither good nor poor & Do not know	1	9.091%

Very good & Good Very poor & Poor
Neither good nor poor & Do not know

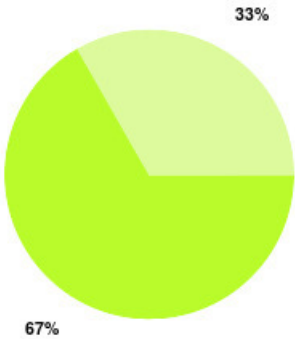


Podiatry (ER - Market Weighton) Summary

Number of responses: 3


Experience	Amount	Percentage
Very good	2	66.667%
Good	1	33.333%
Neither good nor poor	0	0.000%
Poor	0	0.000%
Very poor	0	0.000%
Do not know	0	0.000%

Very good Good Neither good nor poor Poor
Very poor Do not know



Experience	Amount	Percentage
Very good & Good	3	100.000%
Very poor & Poor	0	0.000%
Neither good nor poor & Do not know	0	0.000%

Very good & Good Very poor & Poor
Neither good nor poor & Do not know

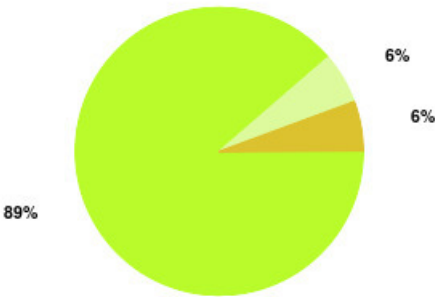


Podiatry (ER - MSK) Summary

Number of responses: 35

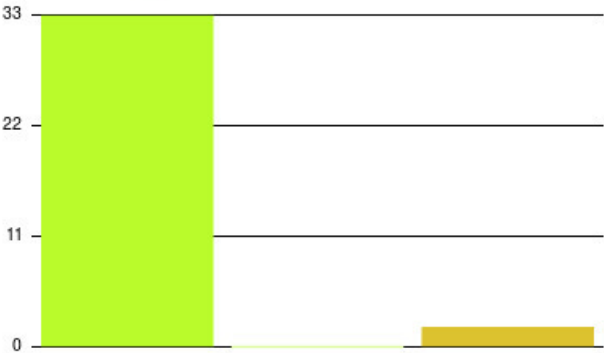
Experience	Amount	Percentage
Very good	31	88.571%
Good	2	5.714%
Neither good nor poor	2	5.714%
Poor	0	0.000%
Very poor	0	0.000%
Do not know	0	0.000%

Very good Good Neither good nor poor Poor
Very poor Do not know



Experience	Amount	Percentage
Very good & Good	33	94.286%
Very poor & Poor	0	0.000%
Neither good nor poor & Do not know	2	5.714%

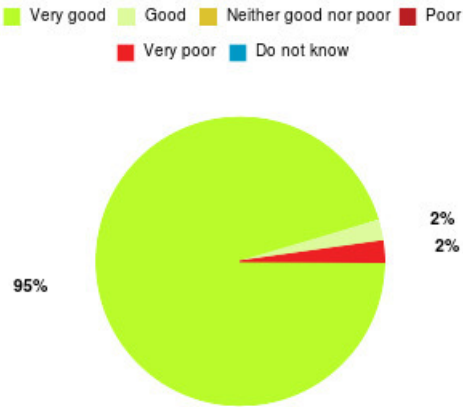
Very good & Good Very poor & Poor
Neither good nor poor & Do not know



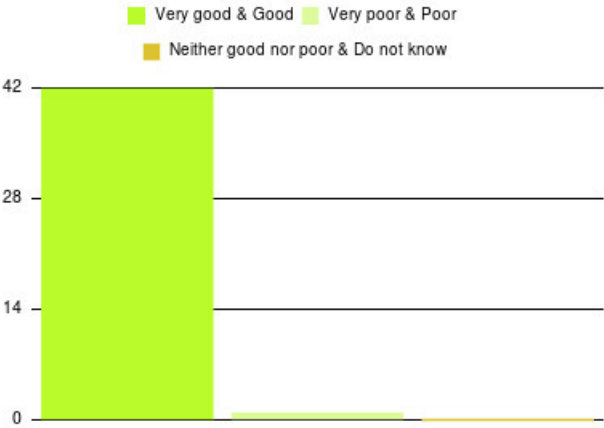
Podiatry (ER - Withernsea) Summary

Number of responses: 43

Experience	Amount	Percentage
Very good	41	95.349%
Good	1	2.326%
Neither good nor poor	0	0.000%
Poor	0	0.000%
Very poor	1	2.326%
Do not know	0	0.000%



Experience	Amount	Percentage
Very good & Good	42	97.674%
Very poor & Poor	1	2.326%
Neither good nor poor & Do not know	0	0.000%

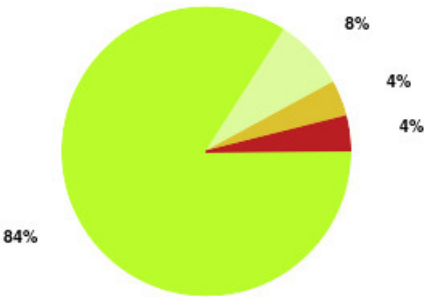


Podiatry (Hull - Bransholme HC) Summary

Number of responses: 50

Experience	Amount	Percentage
Very good	42	84.000%
Good	4	8.000%
Neither good nor poor	2	4.000%
Poor	2	4.000%
Very poor	0	0.000%
Do not know	0	0.000%

Very good Good Neither good nor poor Poor
Very poor Do not know



Experience	Amount	Percentage
Very good & Good	46	92.000%
Very poor & Poor	2	4.000%
Neither good nor poor & Do not know	2	4.000%

Very good & Good Very poor & Poor
Neither good nor poor & Do not know

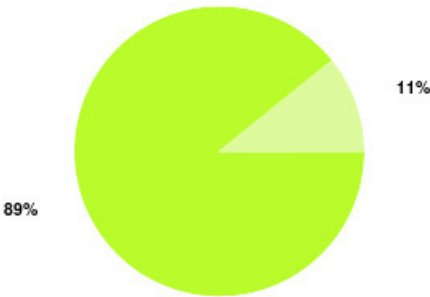


Podiatry (Hull - Brocklehurst) Summary

Number of responses: 46


Experience	Amount	Percentage
Very good	41	89.130%
Good	5	10.870%
Neither good nor poor	0	0.000%
Poor	0	0.000%
Very poor	0	0.000%
Do not know	0	0.000%

Very good Good Neither good nor poor Poor
Very poor Do not know



Experience	Amount	Percentage
Very good & Good	46	100.000%
Very poor & Poor	0	0.000%
Neither good nor poor & Do not know	0	0.000%

Very good & Good Very poor & Poor
Neither good nor poor & Do not know

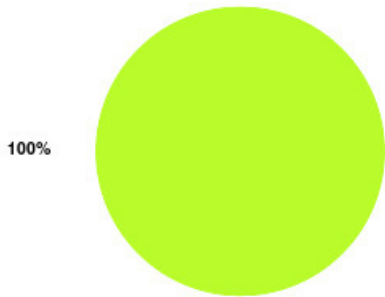


Podiatry (Hull - Dialysis clinic) Summary

Number of responses: 2

Experience	Amount	Percentage
Very good	2	100.000%
Good	0	0.000%
Neither good nor poor	0	0.000%
Poor	0	0.000%
Very poor	0	0.000%
Do not know	0	0.000%

Very good Good Neither good nor poor Poor
Very poor Do not know



Experience	Amount	Percentage
Very good & Good	2	100.000%
Very poor & Poor	0	0.000%
Neither good nor poor & Do not know	0	0.000%

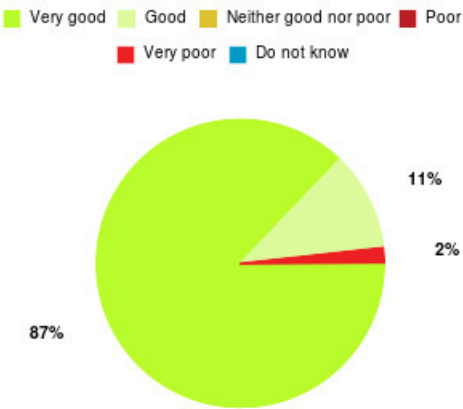
Very good & Good Very poor & Poor
Neither good nor poor & Do not know



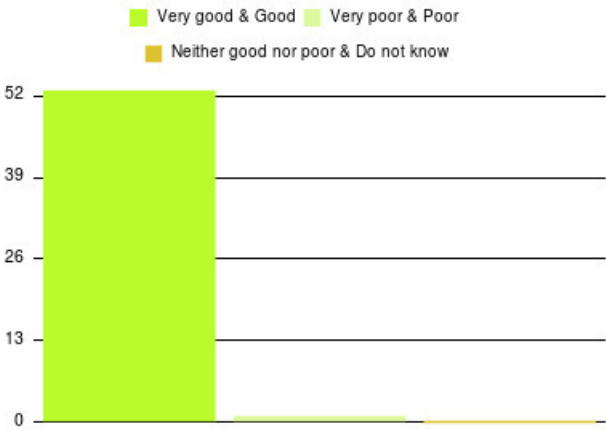
Podiatry (Hull - Elliott Chappell HC) Summary

Number of responses: 54

Experience	Amount	Percentage
Very good	47	87.037%
Good	6	11.111%
Neither good nor poor	0	0.000%
Poor	0	0.000%
Very poor	1	1.852%
Do not know	0	0.000%



Experience	Amount	Percentage
Very good & Good	53	98.148%
Very poor & Poor	1	1.852%
Neither good nor poor & Do not know	0	0.000%



Podiatry (Hull - HMP Hull) Summary

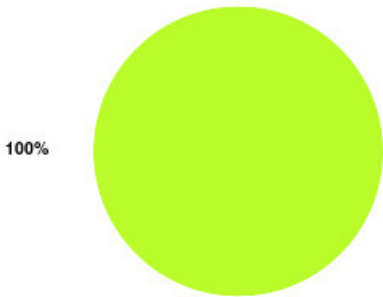
Number of responses: 0

Podiatry (Hull - Home visits) Summary

Number of responses: 14


Experience	Amount	Percentage
Very good	14	100.000%
Good	0	0.000%
Neither good nor poor	0	0.000%
Poor	0	0.000%
Very poor	0	0.000%
Do not know	0	0.000%

Very good Good Neither good nor poor Poor
Very poor Do not know



Experience	Amount	Percentage
Very good & Good	14	100.000%
Very poor & Poor	0	0.000%
Neither good nor poor & Do not know	0	0.000%

Very good & Good Very poor & Poor
Neither good nor poor & Do not know



Podiatry (Hull - Homeless Service) Summary

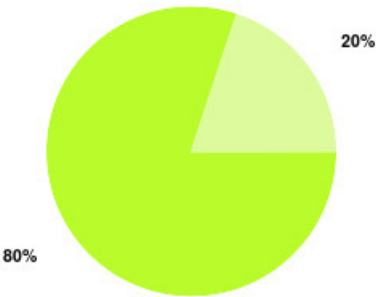
Number of responses: 0

Podiatry (Hull - Longhill HC) Summary

Number of responses: 45

Experience	Amount	Percentage
Very good	36	80.000%
Good	9	20.000%
Neither good nor poor	0	0.000%
Poor	0	0.000%
Very poor	0	0.000%
Do not know	0	0.000%

Very good Good Neither good nor poor Poor
Very poor Do not know



Experience	Amount	Percentage
Very good & Good	45	100.000%
Very poor & Poor	0	0.000%
Neither good nor poor & Do not know	0	0.000%

Very good & Good Very poor & Poor
Neither good nor poor & Do not know

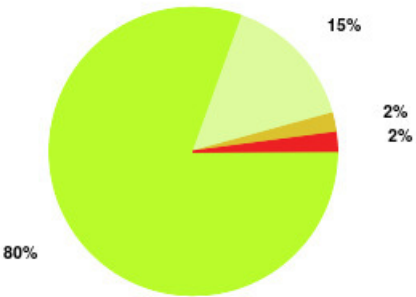


Podiatry (Hull - Morrill St) Summary

Number of responses: 46

Experience	Amount	Percentage
Very good	37	80.435%
Good	7	15.217%
Neither good nor poor	1	2.174%
Poor	0	0.000%
Very poor	1	2.174%
Do not know	0	0.000%

Very good Good Neither good nor poor Poor
Very poor Do not know



Experience	Amount	Percentage
Very good & Good	44	95.652%
Very poor & Poor	1	2.174%
Neither good nor poor & Do not know	1	2.174%

Very good & Good Very poor & Poor
Neither good nor poor & Do not know

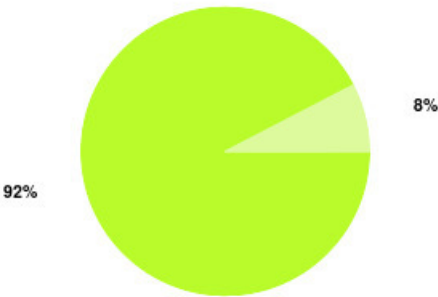


Podiatry (Hull - Nail clinic) Summary

Number of responses: 13

Experience	Amount	Percentage
Very good	12	92.308%
Good	1	7.692%
Neither good nor poor	0	0.000%
Poor	0	0.000%
Very poor	0	0.000%
Do not know	0	0.000%

Very good Good Neither good nor poor Poor
Very poor Do not know



Experience	Amount	Percentage
Very good & Good	13	100.000%
Very poor & Poor	0	0.000%
Neither good nor poor & Do not know	0	0.000%

Very good & Good Very poor & Poor
Neither good nor poor & Do not know

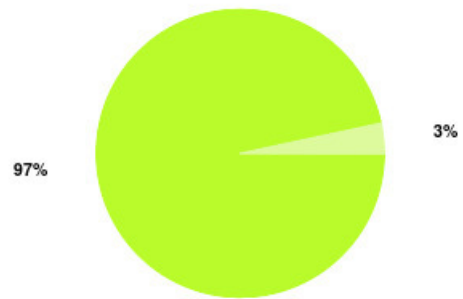


Podiatry (Hull - Newington HC) Summary

Number of responses: 29

Experience	Amount	Percentage
Very good	28	96.552%
Good	1	3.448%
Neither good nor poor	0	0.000%
Poor	0	0.000%
Very poor	0	0.000%
Do not know	0	0.000%

Very good Good Neither good nor poor Poor
Very poor Do not know



Experience	Amount	Percentage
Very good & Good	29	100.000%
Very poor & Poor	0	0.000%
Neither good nor poor & Do not know	0	0.000%

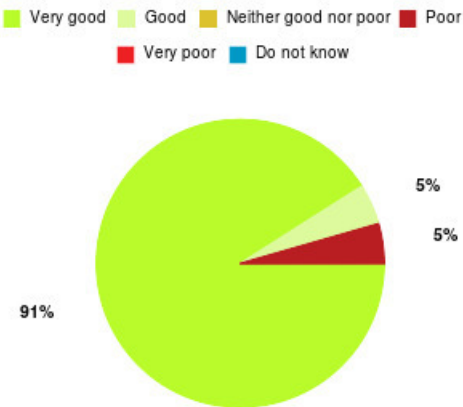
Very good & Good Very poor & Poor
Neither good nor poor & Do not know



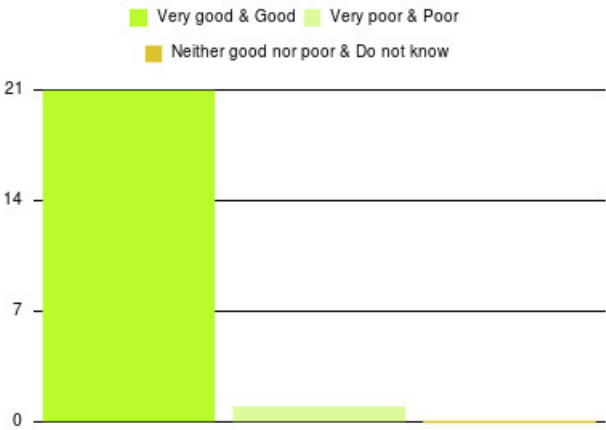
Podiatry (Hull - Orchard Centre) Summary

Number of responses: 22

Experience	Amount	Percentage
Very good	20	90.909%
Good	1	4.545%
Neither good nor poor	0	0.000%
Poor	1	4.545%
Very poor	0	0.000%
Do not know	0	0.000%



Experience	Amount	Percentage
Very good & Good	21	95.455%
Very poor & Poor	1	4.545%
Neither good nor poor & Do not know	0	0.000%



Podiatry (Hull - Rheumatology H.R.I.) Summary

Number of responses: 0

Podiatry (Hull - Terry St) Summary

Number of responses: 0

Podiatry (Hull - The Crossings) Summary

Number of responses: 0

Podiatry (Hull - Ward visits) Summary

Number of responses: 0

Prison Healthcare: DART (Hull) Summary

Number of responses: 0

Prison Healthcare: DART (Humber) Summary

Number of responses: 0

Prison Healthcare: Dental (Hull) Summary

Number of responses: 0

Prison Healthcare: Dental (Humber) Summary

Number of responses: 0

Prison Healthcare: GP (Hull) Summary

Number of responses: 0

Prison Healthcare: GP (Humber) Summary

Number of responses: 0

Prison Healthcare: Mental Health (Hull) Summary

Number of responses: 0

Prison Healthcare: Mental Health (Humber) Summary

Number of responses: 0

Prison Healthcare: Primary Care (Hull) Summary

Number of responses: 0

Prison Healthcare: Primary Care (Humber) Summary

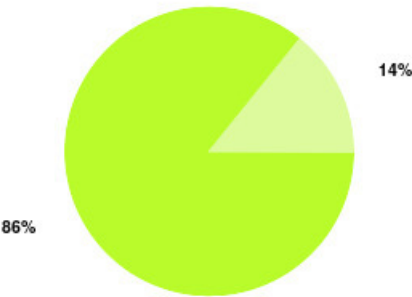
Number of responses: 0

Pulmonary Rehab Summary

Number of responses: 21

Experience	Amount	Percentage
Very good	18	85.714%
Good	3	14.286%
Neither good nor poor	0	0.000%
Poor	0	0.000%
Very poor	0	0.000%
Do not know	0	0.000%

Very good Good Neither good nor poor Poor
Very poor Do not know



Experience	Amount	Percentage
Very good & Good	21	100.000%
Very poor & Poor	0	0.000%
Neither good nor poor & Do not know	0	0.000%

Very good & Good Very poor & Poor
Neither good nor poor & Do not know

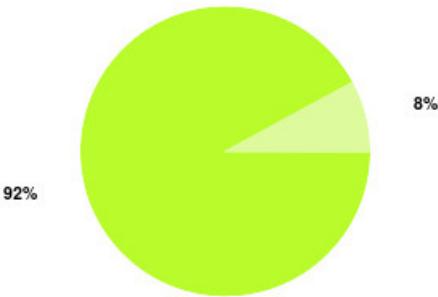


Pulmonary Rehab (East Riding) Summary

Number of responses: 25

Experience	Amount	Percentage
Very good	23	92.000%
Good	2	8.000%
Neither good nor poor	0	0.000%
Poor	0	0.000%
Very poor	0	0.000%
Do not know	0	0.000%

Very good Good Neither good nor poor Poor
Very poor Do not know



Experience	Amount	Percentage
Very good & Good	25	100.000%
Very poor & Poor	0	0.000%
Neither good nor poor & Do not know	0	0.000%

Very good & Good Very poor & Poor
Neither good nor poor & Do not know

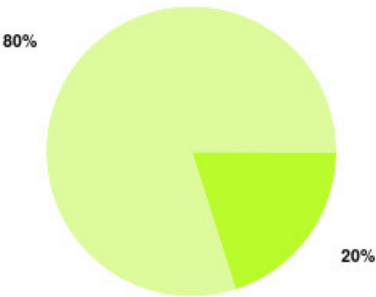


Rossmore Stroke Beds Summary

Number of responses: 5

Experience	Amount	Percentage
Very good	1	20.000%
Good	4	80.000%
Neither good nor poor	0	0.000%
Poor	0	0.000%
Very poor	0	0.000%
Do not know	0	0.000%

Very good Good Neither good nor poor Poor
Very poor Do not know



Experience	Amount	Percentage
Very good & Good	5	100.000%
Very poor & Poor	0	0.000%
Neither good nor poor & Do not know	0	0.000%

Very good & Good Very poor & Poor
Neither good nor poor & Do not know



School Health + Summary

Number of responses: 0

School Nursing Summary

Number of responses: 0

School Nursing - PHSE Summary

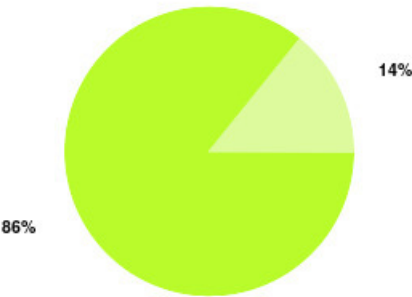
Number of responses: 0

School Nursing - School Screening Summary

Number of responses: 7

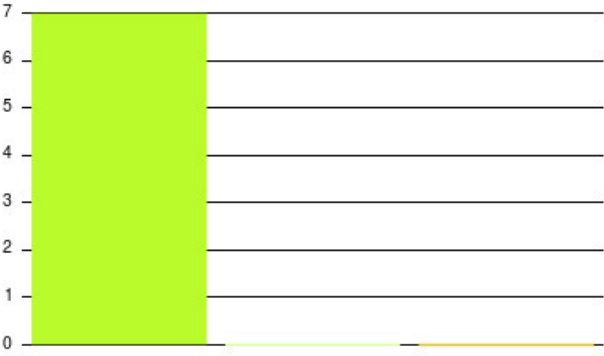
Experience	Amount	Percentage
Very good	6	85.714%
Good	1	14.286%
Neither good nor poor	0	0.000%
Poor	0	0.000%
Very poor	0	0.000%
Do not know	0	0.000%

Very good Good Neither good nor poor Poor
Very poor Do not know



Experience	Amount	Percentage
Very good & Good	7	100.000%
Very poor & Poor	0	0.000%
Neither good nor poor & Do not know	0	0.000%

Very good & Good Very poor & Poor
Neither good nor poor & Do not know



Sexual Health - Erectile Dysfunction (East Riding) Summary

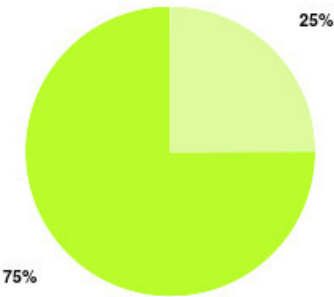
Number of responses: 0

Sexual Health - Erectile Dysfunction (Hull) Summary

Number of responses: 16

Experience	Amount	Percentage
Very good	12	75.000%
Good	4	25.000%
Neither good nor poor	0	0.000%
Poor	0	0.000%
Very poor	0	0.000%
Do not know	0	0.000%

Very good Good Neither good nor poor Poor
Very poor Do not know



Experience	Amount	Percentage
Very good & Good	16	100.000%
Very poor & Poor	0	0.000%
Neither good nor poor & Do not know	0	0.000%

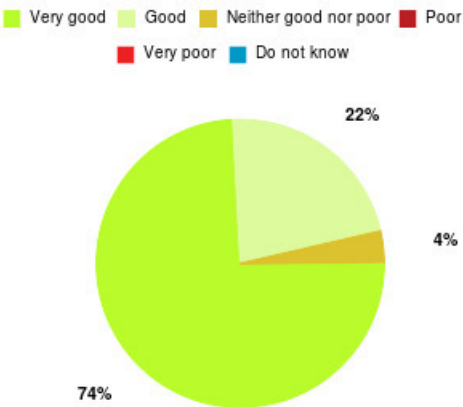
Very good & Good Very poor & Poor
Neither good nor poor & Do not know



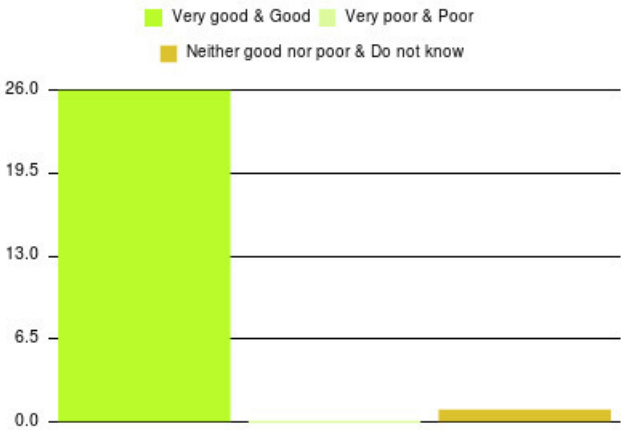
Sexual Health - GUM & Family Planning (East Riding) Summary

Number of responses: 27

Experience	Amount	Percentage
Very good	20	74.074%
Good	6	22.222%
Neither good nor poor	1	3.704%
Poor	0	0.000%
Very poor	0	0.000%
Do not know	0	0.000%



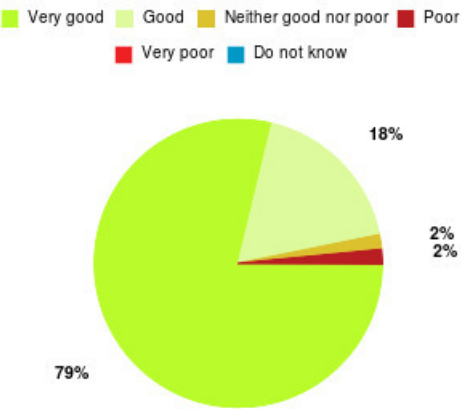
Experience	Amount	Percentage
Very good & Good	26	96.296%
Very poor & Poor	0	0.000%
Neither good nor poor & Do not know	1	3.704%



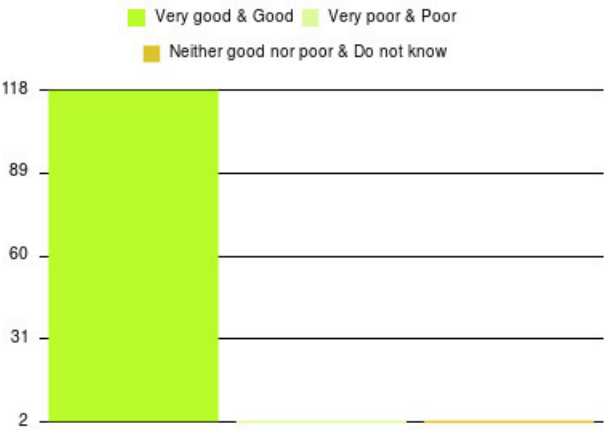
Sexual Health - GUM & Family Planning (Hull) Summary

Number of responses: 122

Experience	Amount	Percentage
Very good	96	78.689%
Good	22	18.033%
Neither good nor poor	2	1.639%
Poor	2	1.639%
Very poor	0	0.000%
Do not know	0	0.000%



Experience	Amount	Percentage
Very good & Good	118	96.721%
Very poor & Poor	2	1.639%
Neither good nor poor & Do not know	2	1.639%



Sexual Health - Outreach (East Riding) Summary

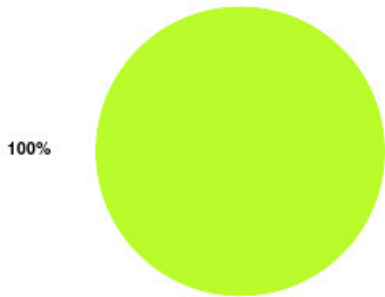
Number of responses: 0

Sexual Health - Outreach (Hull) Summary

Number of responses: 1

Experience	Amount	Percentage
Very good	1	100.000%
Good	0	0.000%
Neither good nor poor	0	0.000%
Poor	0	0.000%
Very poor	0	0.000%
Do not know	0	0.000%

Very good Good Neither good nor poor Poor
Very poor Do not know



Experience	Amount	Percentage
Very good & Good	1	100.000%
Very poor & Poor	0	0.000%
Neither good nor poor & Do not know	0	0.000%

Very good & Good Very poor & Poor
Neither good nor poor & Do not know

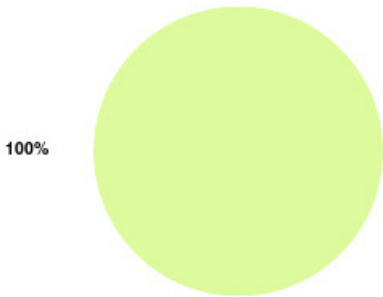


Sexual Health - Ultrasound (Hull) Summary

Number of responses: 1

Experience	Amount	Percentage
Very good	0	0.000%
Good	1	100.000%
Neither good nor poor	0	0.000%
Poor	0	0.000%
Very poor	0	0.000%
Do not know	0	0.000%

Very good Good Neither good nor poor Poor
Very poor Do not know



Experience	Amount	Percentage
Very good & Good	1	100.000%
Very poor & Poor	0	0.000%
Neither good nor poor & Do not know	0	0.000%

Very good & Good Very poor & Poor
Neither good nor poor & Do not know

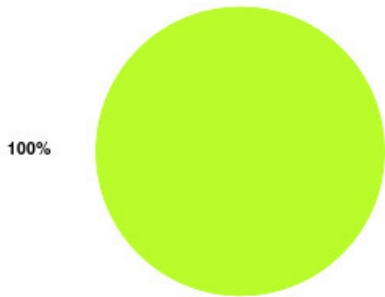


Sexual Health - Unplanned Pregnancy Service Summary

Number of responses: 2

Experience	Amount	Percentage
Very good	2	100.000%
Good	0	0.000%
Neither good nor poor	0	0.000%
Poor	0	0.000%
Very poor	0	0.000%
Do not know	0	0.000%

Very good Good Neither good nor poor Poor
Very poor Do not know



Experience	Amount	Percentage
Very good & Good	2	100.000%
Very poor & Poor	0	0.000%
Neither good nor poor & Do not know	0	0.000%

Very good & Good Very poor & Poor
Neither good nor poor & Do not know

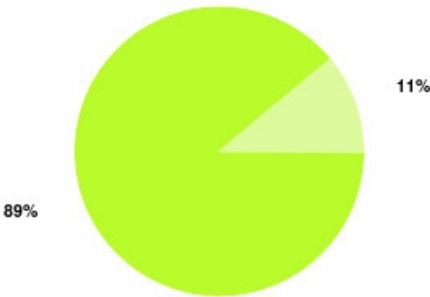


Sexual Health - Vasectomy (Hull) Summary

Number of responses: 9


Experience	Amount	Percentage
Very good	8	88.889%
Good	1	11.111%
Neither good nor poor	0	0.000%
Poor	0	0.000%
Very poor	0	0.000%
Do not know	0	0.000%

Very good Good Neither good nor poor Poor
Very poor Do not know



Experience	Amount	Percentage
Very good & Good	9	100.000%
Very poor & Poor	0	0.000%
Neither good nor poor & Do not know	0	0.000%

Very good & Good Very poor & Poor
Neither good nor poor & Do not know



Sexual Health - Women's Health (East Riding) Summary

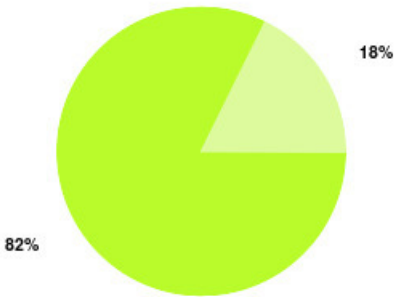
Number of responses: 0

Sexual Health - Women's Health (Hull) Summary

Number of responses: 45

Experience	Amount	Percentage
Very good	37	82.222%
Good	8	17.778%
Neither good nor poor	0	0.000%
Poor	0	0.000%
Very poor	0	0.000%
Do not know	0	0.000%

Very good Good Neither good nor poor Poor
Very poor Do not know



Experience	Amount	Percentage
Very good & Good	45	100.000%
Very poor & Poor	0	0.000%
Neither good nor poor & Do not know	0	0.000%

Very good & Good Very poor & Poor
Neither good nor poor & Do not know



Smokefree (Knowsley) Summary

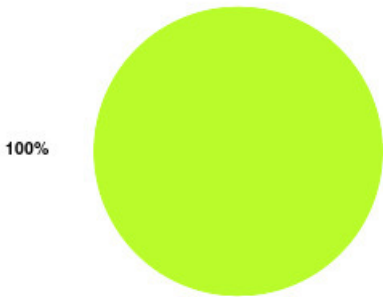
Number of responses: 0

Smokefree (St Helens) Summary

Number of responses: 7


Experience	Amount	Percentage
Very good	7	100.000%
Good	0	0.000%
Neither good nor poor	0	0.000%
Poor	0	0.000%
Very poor	0	0.000%
Do not know	0	0.000%

Very good Good Neither good nor poor Poor
Very poor Do not know



Experience	Amount	Percentage
Very good & Good	7	100.000%
Very poor & Poor	0	0.000%
Neither good nor poor & Do not know	0	0.000%

Very good & Good Very poor & Poor
Neither good nor poor & Do not know



Specialist Palliative Care Services (EOL) Summary

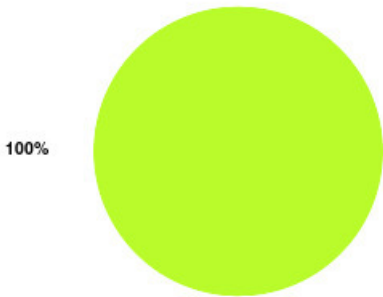
Number of responses: 0

Speech and Language Therapy (East Riding) Summary

Number of responses: 5

Experience	Amount	Percentage
Very good	5	100.000%
Good	0	0.000%
Neither good nor poor	0	0.000%
Poor	0	0.000%
Very poor	0	0.000%
Do not know	0	0.000%

Very good Good Neither good nor poor Poor
Very poor Do not know



Experience	Amount	Percentage
Very good & Good	5	100.000%
Very poor & Poor	0	0.000%
Neither good nor poor & Do not know	0	0.000%

Very good & Good Very poor & Poor
Neither good nor poor & Do not know

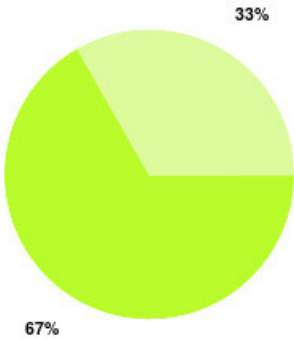


Speech and Language Therapy (Hull) Summary

Number of responses: 3


Experience	Amount	Percentage
Very good	2	66.667%
Good	1	33.333%
Neither good nor poor	0	0.000%
Poor	0	0.000%
Very poor	0	0.000%
Do not know	0	0.000%

Very good Good Neither good nor poor Poor
Very poor Do not know



Experience	Amount	Percentage
Very good & Good	3	100.000%
Very poor & Poor	0	0.000%
Neither good nor poor & Do not know	0	0.000%

Very good & Good Very poor & Poor
Neither good nor poor & Do not know

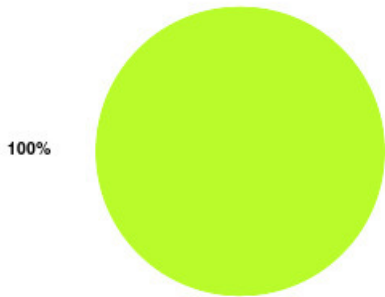


Stroke Team (East Riding) Summary

Number of responses: 1

Experience	Amount	Percentage
Very good	1	100.000%
Good	0	0.000%
Neither good nor poor	0	0.000%
Poor	0	0.000%
Very poor	0	0.000%
Do not know	0	0.000%

Very good Good Neither good nor poor Poor
Very poor Do not know



Experience	Amount	Percentage
Very good & Good	1	100.000%
Very poor & Poor	0	0.000%
Neither good nor poor & Do not know	0	0.000%

Very good & Good Very poor & Poor
Neither good nor poor & Do not know



Stroke Team (Hull) Summary

Number of responses: 0

TB Nursing Team - East Riding Summary

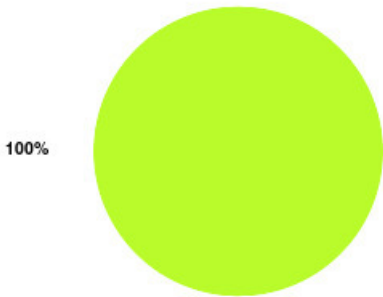
Number of responses: 0

TB Nursing Team - Hull Summary

Number of responses: 1

Experience	Amount	Percentage
Very good	1	100.000%
Good	0	0.000%
Neither good nor poor	0	0.000%
Poor	0	0.000%
Very poor	0	0.000%
Do not know	0	0.000%

Very good Good Neither good nor poor Poor
Very poor Do not know



Experience	Amount	Percentage
Very good & Good	1	100.000%
Very poor & Poor	0	0.000%
Neither good nor poor & Do not know	0	0.000%

Very good & Good Very poor & Poor
Neither good nor poor & Do not know



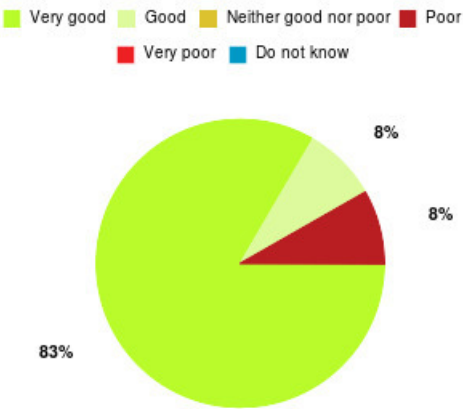
Telehealth Summary

Number of responses: 0

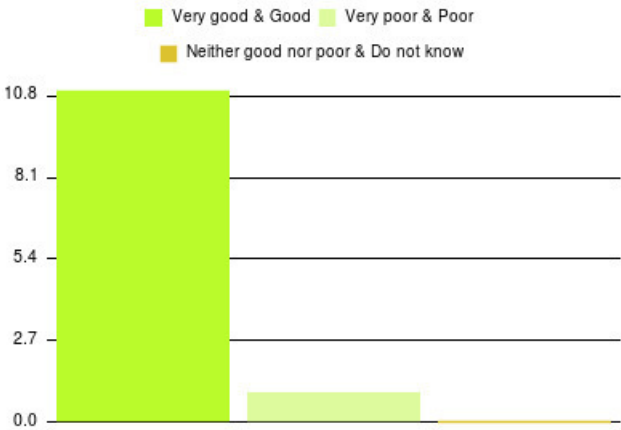
Tier 3 Specialist Weight Management (SH) Summary

Number of responses: 12

Experience	Amount	Percentage
Very good	10	83.333%
Good	1	8.333%
Neither good nor poor	0	0.000%
Poor	1	8.333%
Very poor	0	0.000%
Do not know	0	0.000%



Experience	Amount	Percentage
Very good & Good	11	91.667%
Very poor & Poor	1	8.333%
Neither good nor poor & Do not know	0	0.000%

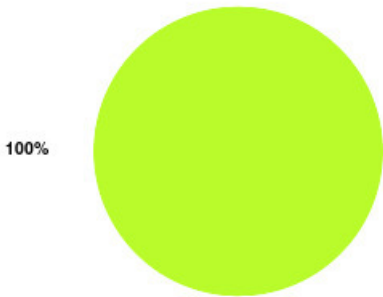


Treatment rooms (ER) Summary

Number of responses: 4

Experience	Amount	Percentage
Very good	4	100.000%
Good	0	0.000%
Neither good nor poor	0	0.000%
Poor	0	0.000%
Very poor	0	0.000%
Do not know	0	0.000%

Very good Good Neither good nor poor Poor
Very poor Do not know



Experience	Amount	Percentage
Very good & Good	4	100.000%
Very poor & Poor	0	0.000%
Neither good nor poor & Do not know	0	0.000%

Very good & Good Very poor & Poor
Neither good nor poor & Do not know

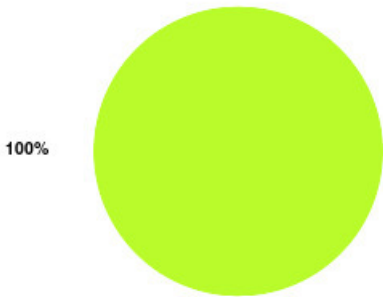


Treatment rooms (Hull) Summary

Number of responses: 7

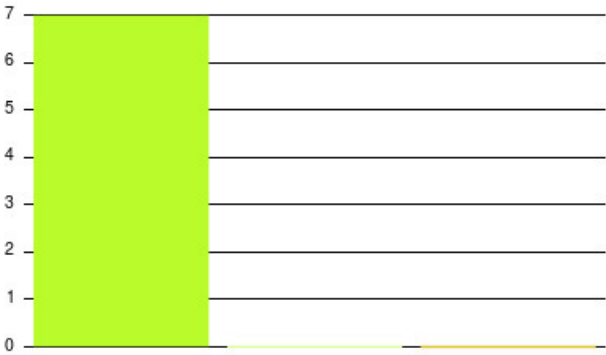
Experience	Amount	Percentage
Very good	7	100.000%
Good	0	0.000%
Neither good nor poor	0	0.000%
Poor	0	0.000%
Very poor	0	0.000%
Do not know	0	0.000%

Very good Good Neither good nor poor Poor
Very poor Do not know



Experience	Amount	Percentage
Very good & Good	7	100.000%
Very poor & Poor	0	0.000%
Neither good nor poor & Do not know	0	0.000%

Very good & Good Very poor & Poor
Neither good nor poor & Do not know



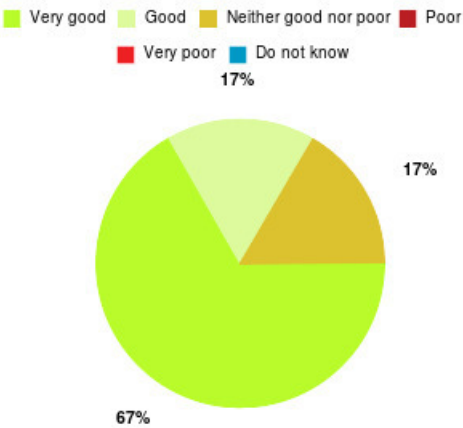
Vaccination Bus Summary

Number of responses: 0

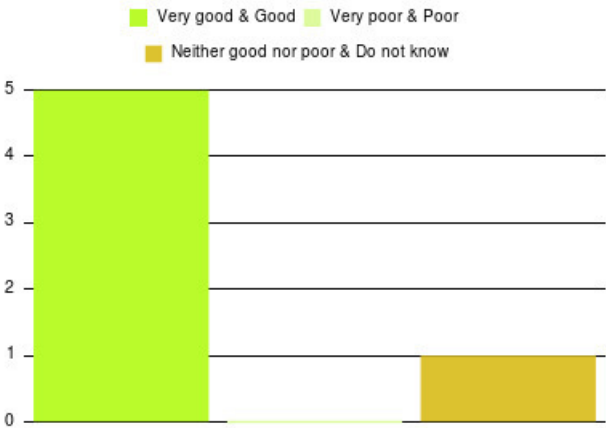
Vaccination Centre Summary

Number of responses: 6

Experience	Amount	Percentage
Very good	4	66.667%
Good	1	16.667%
Neither good nor poor	1	16.667%
Poor	0	0.000%
Very poor	0	0.000%
Do not know	0	0.000%



Experience	Amount	Percentage
Very good & Good	5	83.333%
Very poor & Poor	0	0.000%
Neither good nor poor & Do not know	1	16.667%



Volunteer Hub Summary

Number of responses: 0

Volunteering (SH) Summary

Number of responses: 0

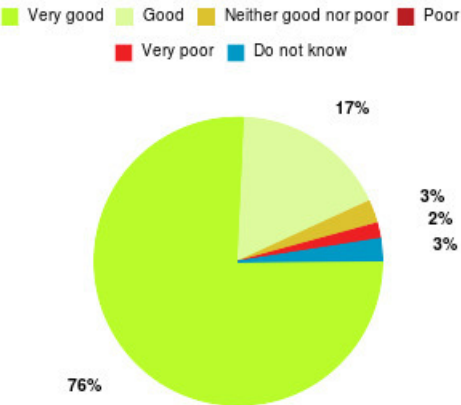
Walks Programme (SH) Summary

Number of responses: 0

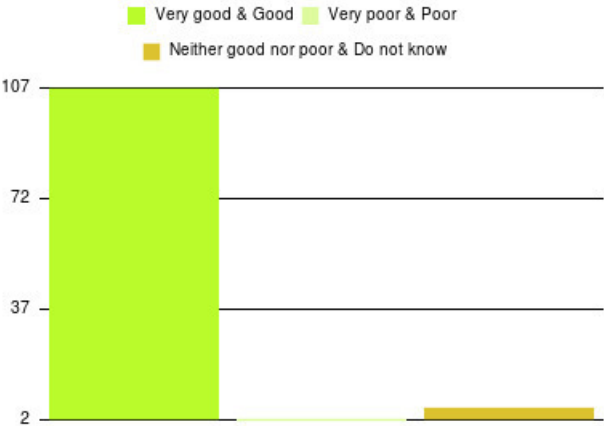
Weightwise Summary

Number of responses: 115

Experience	Amount	Percentage
Very good	87	75.652%
Good	20	17.391%
Neither good nor poor	3	2.609%
Poor	0	0.000%
Very poor	2	1.739%
Do not know	3	2.609%



Experience	Amount	Percentage
Very good & Good	107	93.043%
Very poor & Poor	2	1.739%
Neither good nor poor & Do not know	6	5.217%



Weightwise Extra (Childrens) Summary

Number of responses: 0

Wellbeing Liaison Service Summary

Number of responses: 0

Withernsea UTC Summary

Number of responses: 0

Wound Clinic (Beverley) Summary

Number of responses: 0

Wound Clinic (Driffield) Summary

Number of responses: 0

Wound Clinic (Goole) Summary

Number of responses: 0

Wound clinic (Hessle) Summary

Number of responses: 0

Wound Clinic (Hornsea) Summary

Number of responses: 0

Wound Clinic (Macmillan Wolds - Bridlington) Summary

Number of responses: 0

Wound Clinic (Withernsea) Summary

Number of responses: 0
