

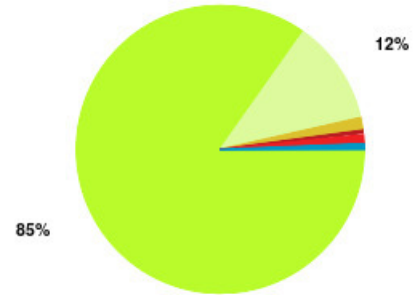
Monthly Report January 2022

Overall CHCP CIC Summary

Number of responses: 2341

Experience	Amount	Percentage
Very good	1983	84.707%
Good	273	11.662%
Neither good nor poor	33	1.410%
Poor	12	0.513%
Very poor	23	0.982%
Do not know	17	0.726%

■ Very good
 ■ Good
 ■ Neither good nor poor
 ■ Poor
 ■ Very poor
 ■ Do not know



Experience	Amount	Percentage
Very good & Good	2256	96.369%
Very poor & Poor	35	1.495%
Neither good nor poor & Do not know	50	2.136%



Active Recovery Beds - ER Summary

Number of responses: 0

Anticoagulation Summary

Number of responses: 0

Beverley UTC Summary

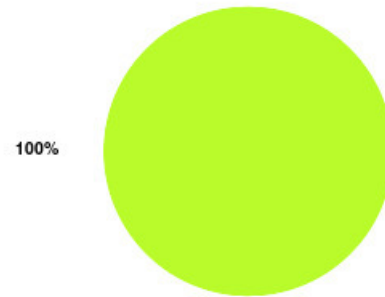
Number of responses: 0

Bladder and Bowel (East Riding) Summary

Number of responses: 15

Experience	Amount	Percentage
Very good	15	100.000%
Good	0	0.000%
Neither good nor poor	0	0.000%
Poor	0	0.000%
Very poor	0	0.000%
Do not know	0	0.000%

Very good Good Neither good nor poor Poor
Very poor Do not know



Experience	Amount	Percentage
Very good & Good	15	100.000%
Very poor & Poor	0	0.000%
Neither good nor poor & Do not know	0	0.000%

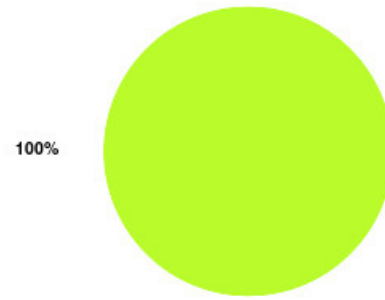


Bladder and Bowel (Hull) Summary

Number of responses: 8

Experience	Amount	Percentage
Very good	8	100.000%
Good	0	0.000%
Neither good nor poor	0	0.000%
Poor	0	0.000%
Very poor	0	0.000%
Do not know	0	0.000%

Very good Good Neither good nor poor Poor
Very poor Do not know



Experience	Amount	Percentage
Very good & Good	8	100.000%
Very poor & Poor	0	0.000%
Neither good nor poor & Do not know	0	0.000%



Bridlington UTC Summary

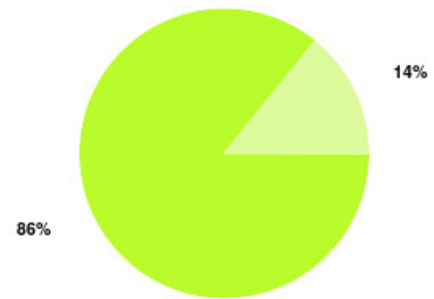
Number of responses: 0

Cardiac Rehab (East Riding) Summary

Number of responses: 7

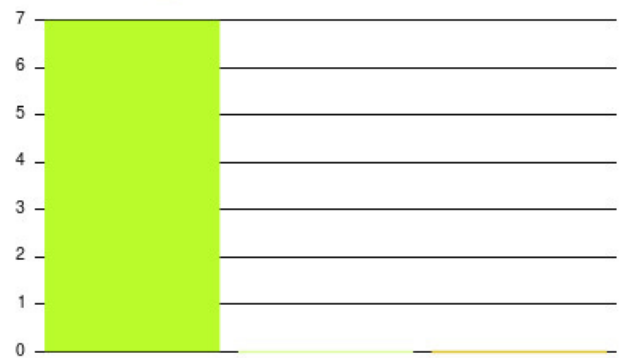
Experience	Amount	Percentage
Very good	6	85.714%
Good	1	14.286%
Neither good nor poor	0	0.000%
Poor	0	0.000%
Very poor	0	0.000%
Do not know	0	0.000%

■ Very good
 ■ Good
 ■ Neither good nor poor
 ■ Poor
 ■ Very poor
 ■ Do not know



Experience	Amount	Percentage
Very good & Good	7	100.000%
Very poor & Poor	0	0.000%
Neither good nor poor & Do not know	0	0.000%

■ Very good & Good
 ■ Very poor & Poor
 ■ Neither good nor poor & Do not know

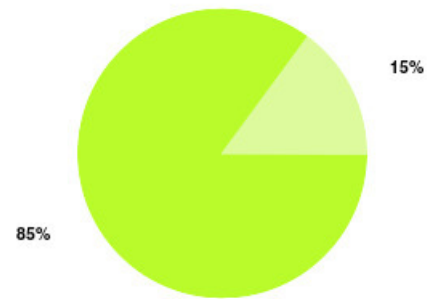


Cardiac Rehab (Hull) Summary

Number of responses: 20

Experience	Amount	Percentage
Very good	17	85.000%
Good	3	15.000%
Neither good nor poor	0	0.000%
Poor	0	0.000%
Very poor	0	0.000%
Do not know	0	0.000%

Very good Good Neither good nor poor Poor
Very poor Do not know



Experience	Amount	Percentage
Very good & Good	20	100.000%
Very poor & Poor	0	0.000%
Neither good nor poor & Do not know	0	0.000%

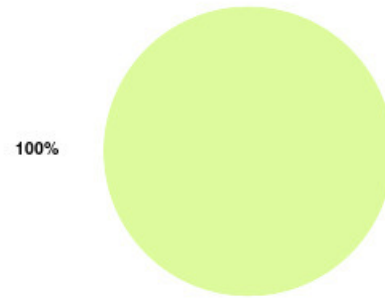


Care Co-ordination Hub (247111) Summary

Number of responses: 1

Experience	Amount	Percentage
Very good	0	0.000%
Good	1	100.000%
Neither good nor poor	0	0.000%
Poor	0	0.000%
Very poor	0	0.000%
Do not know	0	0.000%

Very good Good Neither good nor poor Poor
Very poor Do not know



Experience	Amount	Percentage
Very good & Good	1	100.000%
Very poor & Poor	0	0.000%
Neither good nor poor & Do not know	0	0.000%

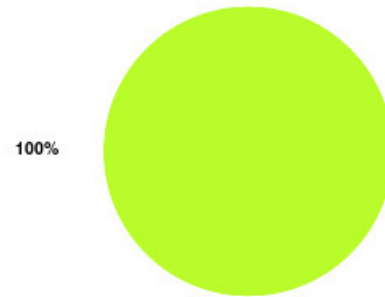


Carers' Information and Support Service Summary

Number of responses: 18


Experience	Amount	Percentage
Very good	18	100.000%
Good	0	0.000%
Neither good nor poor	0	0.000%
Poor	0	0.000%
Very poor	0	0.000%
Do not know	0	0.000%

Very good Good Neither good nor poor Poor
Very poor Do not know



Experience	Amount	Percentage
Very good & Good	18	100.000%
Very poor & Poor	0	0.000%
Neither good nor poor & Do not know	0	0.000%

Very good & Good Very poor & Poor
Neither good nor poor & Do not know

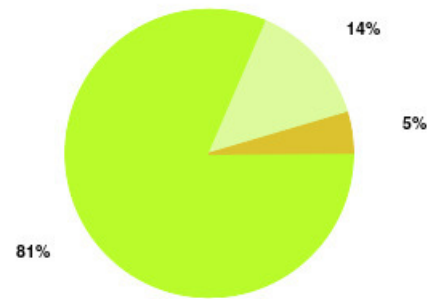


CHPL - Bransholme Summary

Number of responses: 43

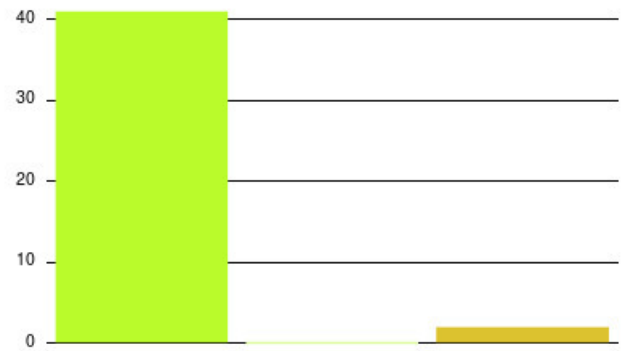
Experience	Amount	Percentage
Very good	35	81.395%
Good	6	13.953%
Neither good nor poor	2	4.651%
Poor	0	0.000%
Very poor	0	0.000%
Do not know	0	0.000%

■ Very good
 ■ Good
 ■ Neither good nor poor
 ■ Poor
 ■ Very poor
 ■ Do not know



Experience	Amount	Percentage
Very good & Good	41	95.349%
Very poor & Poor	0	0.000%
Neither good nor poor & Do not know	2	4.651%

■ Very good & Good
 ■ Very poor & Poor
 ■ Neither good nor poor & Do not know

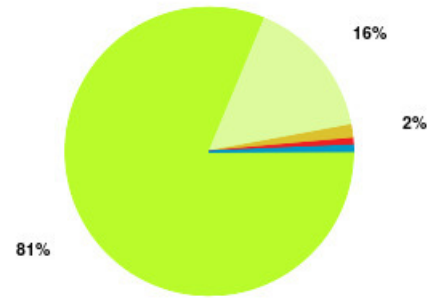


CHPL - Southcoates/Marfleet Summary

Number of responses: 133

Experience	Amount	Percentage
Very good	108	81.203%
Good	21	15.789%
Neither good nor poor	2	1.504%
Poor	0	0.000%
Very poor	1	0.752%
Do not know	1	0.752%

■ Very good
 ■ Good
 ■ Neither good nor poor
 ■ Poor
 ■ Very poor
 ■ Do not know



Experience	Amount	Percentage
Very good & Good	129	96.992%
Very poor & Poor	1	0.752%
Neither good nor poor & Do not know	3	2.256%



Community Activity programme (SH) Summary

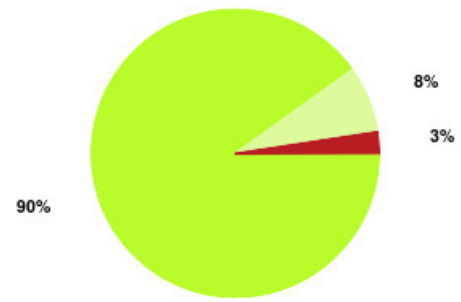
Number of responses: 0

Community Children's Nursing Services Summary

Number of responses: 40

Experience	Amount	Percentage
Very good	36	90.000%
Good	3	7.500%
Neither good nor poor	0	0.000%
Poor	1	2.500%
Very poor	0	0.000%
Do not know	0	0.000%

■ Very good
 ■ Good
 ■ Neither good nor poor
 ■ Poor
 ■ Very poor
 ■ Do not know



Experience	Amount	Percentage
Very good & Good	39	97.500%
Very poor & Poor	1	2.500%
Neither good nor poor & Do not know	0	0.000%



Community Food Team (SH) Summary

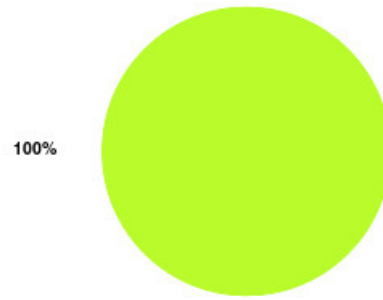
Number of responses: 0

Community Heart Failure Nursing Service ER Summary

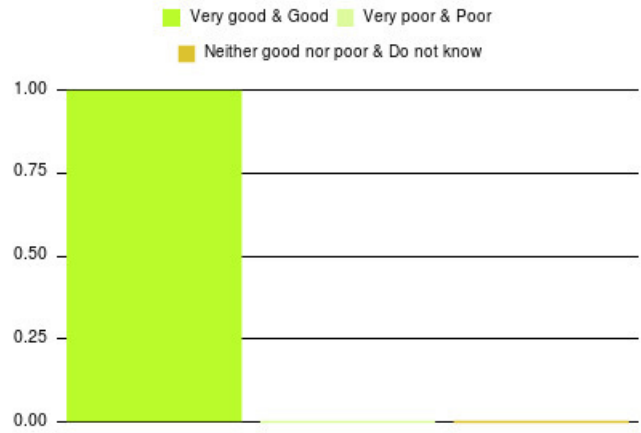
Number of responses: 1

Experience	Amount	Percentage
Very good	1	100.000%
Good	0	0.000%
Neither good nor poor	0	0.000%
Poor	0	0.000%
Very poor	0	0.000%
Do not know	0	0.000%

■ Very good
 ■ Good
 ■ Neither good nor poor
 ■ Poor
 ■ Very poor
 ■ Do not know



Experience	Amount	Percentage
Very good & Good	1	100.000%
Very poor & Poor	0	0.000%
Neither good nor poor & Do not know	0	0.000%



Community Heart Failure Nursing Service Hull Summary

Number of responses: 0

Community Nursing (ER) Summary

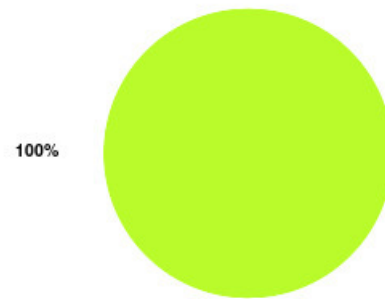
Number of responses: 0

Community Nursing (Hull) Summary

Number of responses: 1

Experience	Amount	Percentage
Very good	1	100.000%
Good	0	0.000%
Neither good nor poor	0	0.000%
Poor	0	0.000%
Very poor	0	0.000%
Do not know	0	0.000%

Very good Good Neither good nor poor Poor
Very poor Do not know



Experience	Amount	Percentage
Very good & Good	1	100.000%
Very poor & Poor	0	0.000%
Neither good nor poor & Do not know	0	0.000%

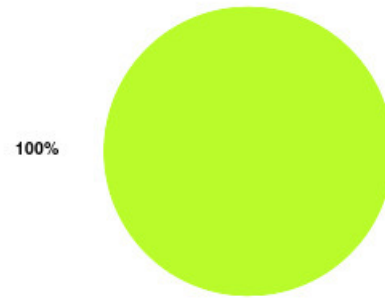


Community Rehab - Physiotherapy & Occupational Therapy (ER) Summary

Number of responses: 13

Experience	Amount	Percentage
Very good	13	100.000%
Good	0	0.000%
Neither good nor poor	0	0.000%
Poor	0	0.000%
Very poor	0	0.000%
Do not know	0	0.000%

Very good Good Neither good nor poor Poor
Very poor Do not know



Experience	Amount	Percentage
Very good & Good	13	100.000%
Very poor & Poor	0	0.000%
Neither good nor poor & Do not know	0	0.000%

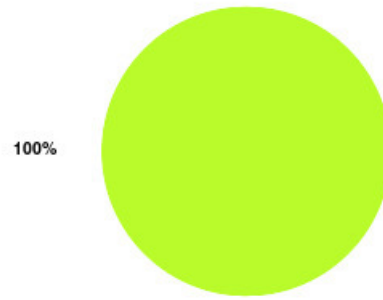


Community Rehab - Physiotherapy & Occupational Therapy (Hull) Summary

Number of responses: 1

Experience	Amount	Percentage
Very good	1	100.000%
Good	0	0.000%
Neither good nor poor	0	0.000%
Poor	0	0.000%
Very poor	0	0.000%
Do not know	0	0.000%

Very good Good Neither good nor poor Poor
Very poor Do not know



Experience	Amount	Percentage
Very good & Good	1	100.000%
Very poor & Poor	0	0.000%
Neither good nor poor & Do not know	0	0.000%

Very good & Good Very poor & Poor
Neither good nor poor & Do not know

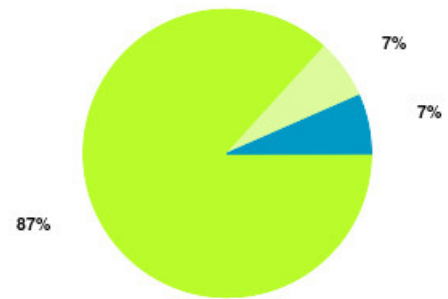


Community Ward (ERCH) Summary

Number of responses: 15

Experience	Amount	Percentage
Very good	13	86.667%
Good	1	6.667%
Neither good nor poor	0	0.000%
Poor	0	0.000%
Very poor	0	0.000%
Do not know	1	6.667%

■ Very good
 ■ Good
 ■ Neither good nor poor
 ■ Poor
 ■ Very poor
 ■ Do not know



Experience	Amount	Percentage
Very good & Good	14	93.333%
Very poor & Poor	0	0.000%
Neither good nor poor & Do not know	1	6.667%



Customer Services Summary

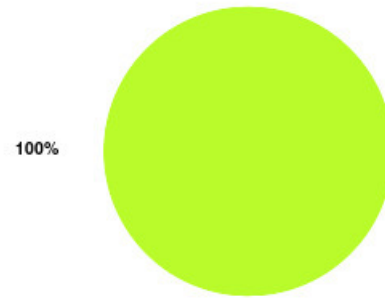
Number of responses: 0

Deep Vein Thrombosis Summary

Number of responses: 8

Experience	Amount	Percentage
Very good	8	100.000%
Good	0	0.000%
Neither good nor poor	0	0.000%
Poor	0	0.000%
Very poor	0	0.000%
Do not know	0	0.000%

Very good Good Neither good nor poor Poor
Very poor Do not know



Experience	Amount	Percentage
Very good & Good	8	100.000%
Very poor & Poor	0	0.000%
Neither good nor poor & Do not know	0	0.000%

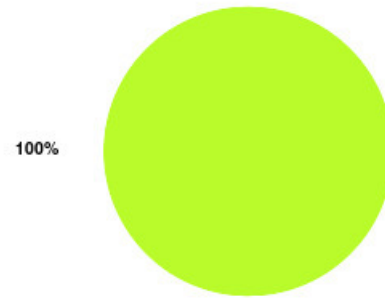


Dental - Beverley PDS Summary

Number of responses: 20

Experience	Amount	Percentage
Very good	20	100.000%
Good	0	0.000%
Neither good nor poor	0	0.000%
Poor	0	0.000%
Very poor	0	0.000%
Do not know	0	0.000%

Very good Good Neither good nor poor Poor
Very poor Do not know



Experience	Amount	Percentage
Very good & Good	20	100.000%
Very poor & Poor	0	0.000%
Neither good nor poor & Do not know	0	0.000%



Dental - Bridlington CDS Summary

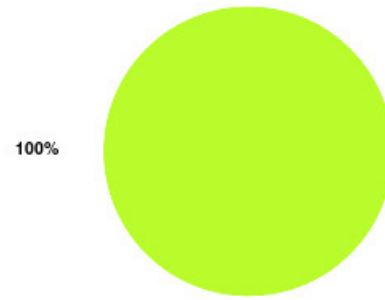
Number of responses: 0

Dental - Driffield PDS Summary

Number of responses: 1

Experience	Amount	Percentage
Very good	1	100.000%
Good	0	0.000%
Neither good nor poor	0	0.000%
Poor	0	0.000%
Very poor	0	0.000%
Do not know	0	0.000%

Very good Good Neither good nor poor Poor
Very poor Do not know



Experience	Amount	Percentage
Very good & Good	1	100.000%
Very poor & Poor	0	0.000%
Neither good nor poor & Do not know	0	0.000%



Dental - Goole CDS Summary

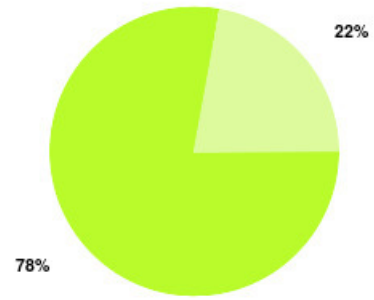
Number of responses: 0

Dental - Goole PDS Summary

Number of responses: 9


Experience	Amount	Percentage
Very good	7	77.778%
Good	2	22.222%
Neither good nor poor	0	0.000%
Poor	0	0.000%
Very poor	0	0.000%
Do not know	0	0.000%

Very good Good Neither good nor poor Poor
Very poor Do not know



Experience	Amount	Percentage
Very good & Good	9	100.000%
Very poor & Poor	0	0.000%
Neither good nor poor & Do not know	0	0.000%

Very good & Good Very poor & Poor
Neither good nor poor & Do not know

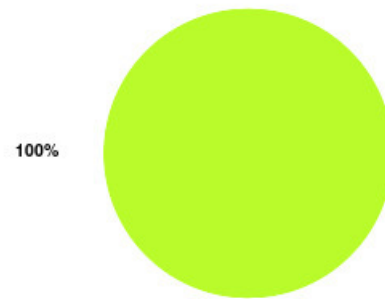


Dental - Highlands CDS Summary

Number of responses: 8

Experience	Amount	Percentage
Very good	8	100.000%
Good	0	0.000%
Neither good nor poor	0	0.000%
Poor	0	0.000%
Very poor	0	0.000%
Do not know	0	0.000%

Very good Good Neither good nor poor Poor
Very poor Do not know



Experience	Amount	Percentage
Very good & Good	8	100.000%
Very poor & Poor	0	0.000%
Neither good nor poor & Do not know	0	0.000%

Very good & Good Very poor & Poor
Neither good nor poor & Do not know

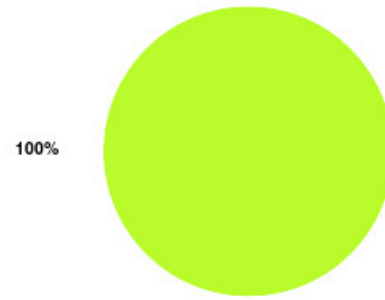


Dental - Jameson Street PDS Summary

Number of responses: 15

Experience	Amount	Percentage
Very good	15	100.000%
Good	0	0.000%
Neither good nor poor	0	0.000%
Poor	0	0.000%
Very poor	0	0.000%
Do not know	0	0.000%

Very good Good Neither good nor poor Poor
Very poor Do not know



Experience	Amount	Percentage
Very good & Good	15	100.000%
Very poor & Poor	0	0.000%
Neither good nor poor & Do not know	0	0.000%

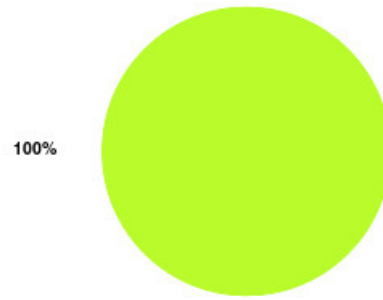


Dental - Orchard Park CDS Summary

Number of responses: 9


Experience	Amount	Percentage
Very good	9	100.000%
Good	0	0.000%
Neither good nor poor	0	0.000%
Poor	0	0.000%
Very poor	0	0.000%
Do not know	0	0.000%

Very good Good Neither good nor poor Poor
Very poor Do not know



Experience	Amount	Percentage
Very good & Good	9	100.000%
Very poor & Poor	0	0.000%
Neither good nor poor & Do not know	0	0.000%

Very good & Good Very poor & Poor
Neither good nor poor & Do not know



Dental - Pocklington PDS Summary

Number of responses: 0

Dental - Withernsea PDS Summary

Number of responses: 0

Diabetes Podiatry Summary

Number of responses: 0

Diabetes Service (East Riding) Summary

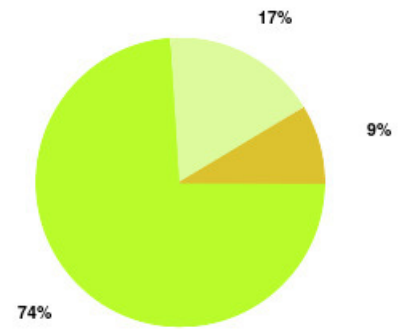
Number of responses: 0

Dietetics (East Riding) Summary

Number of responses: 23

Experience	Amount	Percentage
Very good	17	73.913%
Good	4	17.391%
Neither good nor poor	2	8.696%
Poor	0	0.000%
Very poor	0	0.000%
Do not know	0	0.000%

■ Very good
 ■ Good
 ■ Neither good nor poor
 ■ Poor
 ■ Very poor
 ■ Do not know



Experience	Amount	Percentage
Very good & Good	21	91.304%
Very poor & Poor	0	0.000%
Neither good nor poor & Do not know	2	8.696%

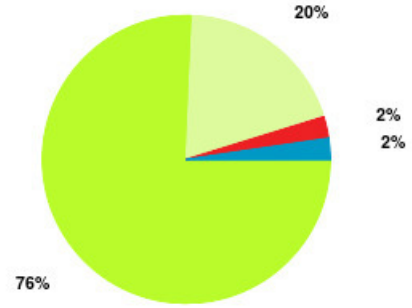


Dietetics (Hull) Summary

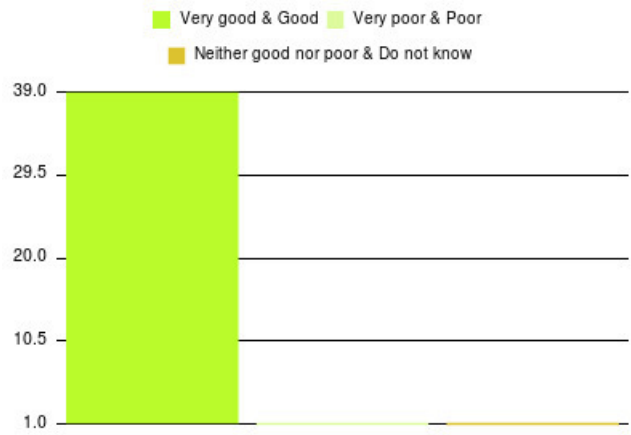
Number of responses: 41

Experience	Amount	Percentage
Very good	31	75.610%
Good	8	19.512%
Neither good nor poor	0	0.000%
Poor	0	0.000%
Very poor	1	2.439%
Do not know	1	2.439%

■ Very good
 ■ Good
 ■ Neither good nor poor
 ■ Poor
 ■ Very poor
 ■ Do not know



Experience	Amount	Percentage
Very good & Good	39	95.122%
Very poor & Poor	1	2.439%
Neither good nor poor & Do not know	1	2.439%



East Riding Frailty Team Summary

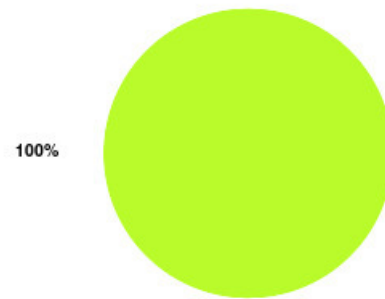
Number of responses: 0

Eating Disorders Summary

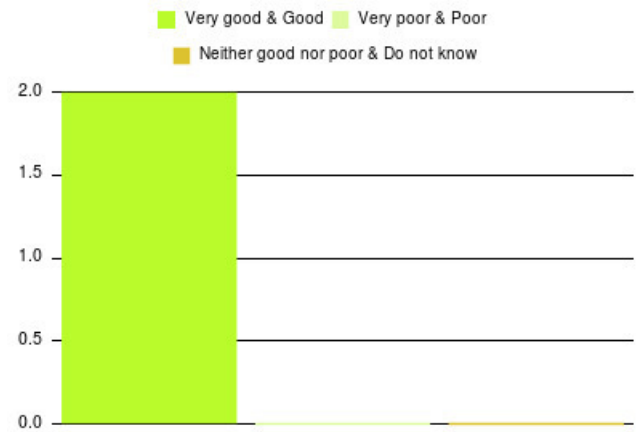
Number of responses: 2

Experience	Amount	Percentage
Very good	2	100.000%
Good	0	0.000%
Neither good nor poor	0	0.000%
Poor	0	0.000%
Very poor	0	0.000%
Do not know	0	0.000%

Very good Good Neither good nor poor Poor
Very poor Do not know



Experience	Amount	Percentage
Very good & Good	2	100.000%
Very poor & Poor	0	0.000%
Neither good nor poor & Do not know	0	0.000%



EMPOWER Summary

Number of responses: 0

ER Tissue Viability Summary

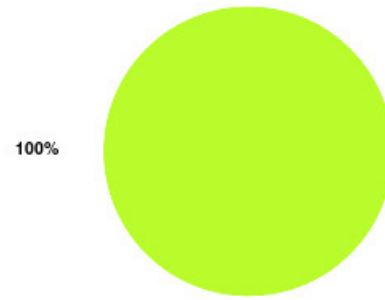
Number of responses: 0

Falls Team (East Riding) Summary

Number of responses: 1

Experience	Amount	Percentage
Very good	1	100.000%
Good	0	0.000%
Neither good nor poor	0	0.000%
Poor	0	0.000%
Very poor	0	0.000%
Do not know	0	0.000%

Very good Good Neither good nor poor Poor
Very poor Do not know



Experience	Amount	Percentage
Very good & Good	1	100.000%
Very poor & Poor	0	0.000%
Neither good nor poor & Do not know	0	0.000%

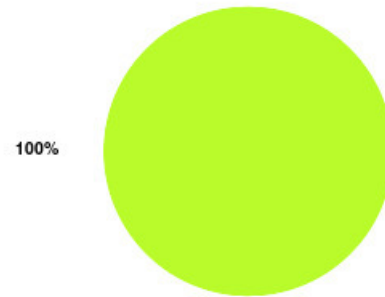


Falls Team (Hull) Summary

Number of responses: 5

Experience	Amount	Percentage
Very good	5	100.000%
Good	0	0.000%
Neither good nor poor	0	0.000%
Poor	0	0.000%
Very poor	0	0.000%
Do not know	0	0.000%

Very good Good Neither good nor poor Poor
Very poor Do not know



Experience	Amount	Percentage
Very good & Good	5	100.000%
Very poor & Poor	0	0.000%
Neither good nor poor & Do not know	0	0.000%

Very good & Good Very poor & Poor
Neither good nor poor & Do not know



Fit4All Team (SH) Summary

Number of responses: 0

Flu Immunisation (ERY) Summary

Number of responses: 0

Gastroenterology Summary

Number of responses: 0

Goole UTC Summary

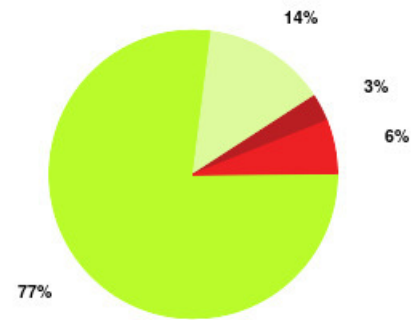
Number of responses: 0

GP - East Park Surgery Summary

Number of responses: 65

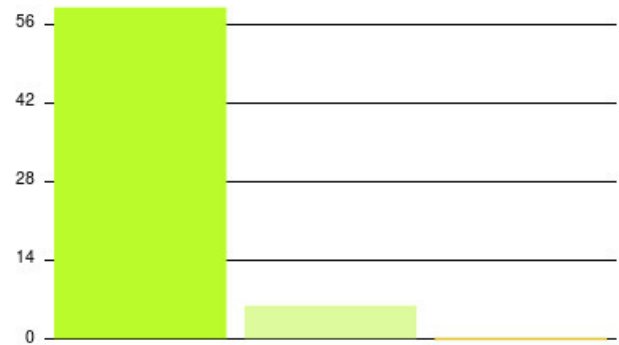
Experience	Amount	Percentage
Very good	50	76.923%
Good	9	13.846%
Neither good nor poor	0	0.000%
Poor	2	3.077%
Very poor	4	6.154%
Do not know	0	0.000%

■ Very good
 ■ Good
 ■ Neither good nor poor
 ■ Poor
 ■ Very poor
 ■ Do not know



Experience	Amount	Percentage
Very good & Good	59	90.769%
Very poor & Poor	6	9.231%
Neither good nor poor & Do not know	0	0.000%

■ Very good & Good
 ■ Very poor & Poor
 ■ Neither good nor poor & Do not know

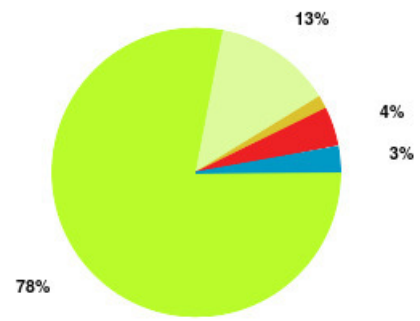


GP - Kingston Practice Summary

Number of responses: 68


Experience	Amount	Percentage
Very good	53	77.941%
Good	9	13.235%
Neither good nor poor	1	1.471%
Poor	0	0.000%
Very poor	3	4.412%
Do not know	2	2.941%

■ Very good
 ■ Good
 ■ Neither good nor poor
 ■ Poor
 ■ Very poor
 ■ Do not know



Experience	Amount	Percentage
Very good & Good	62	91.176%
Very poor & Poor	3	4.412%
Neither good nor poor & Do not know	3	4.412%

■ Very good & Good
 ■ Very poor & Poor
 ■ Neither good nor poor & Do not know

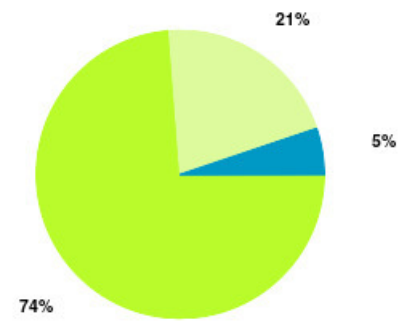


GP - Riverside Practice Summary

Number of responses: 38

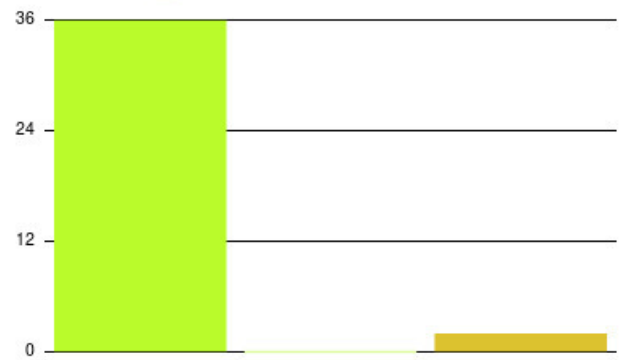
Experience	Amount	Percentage
Very good	28	73.684%
Good	8	21.053%
Neither good nor poor	0	0.000%
Poor	0	0.000%
Very poor	0	0.000%
Do not know	2	5.263%

■ Very good
 ■ Good
 ■ Neither good nor poor
 ■ Poor
 ■ Very poor
 ■ Do not know



Experience	Amount	Percentage
Very good & Good	36	94.737%
Very poor & Poor	0	0.000%
Neither good nor poor & Do not know	2	5.263%

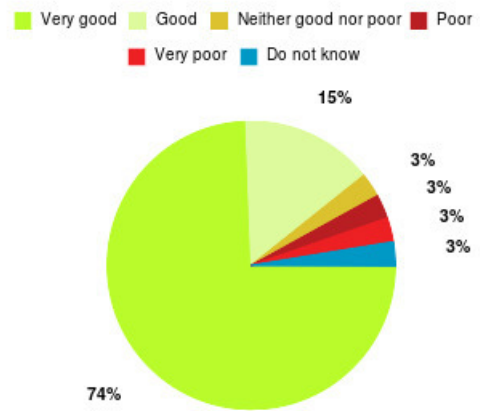
■ Very good & Good
 ■ Very poor & Poor
 ■ Neither good nor poor & Do not know



GP - The Quays Summary

Number of responses: 74

Experience	Amount	Percentage
Very good	55	74.324%
Good	11	14.865%
Neither good nor poor	2	2.703%
Poor	2	2.703%
Very poor	2	2.703%
Do not know	2	2.703%



Experience	Amount	Percentage
Very good & Good	66	89.189%
Very poor & Poor	4	5.405%
Neither good nor poor & Do not know	4	5.405%



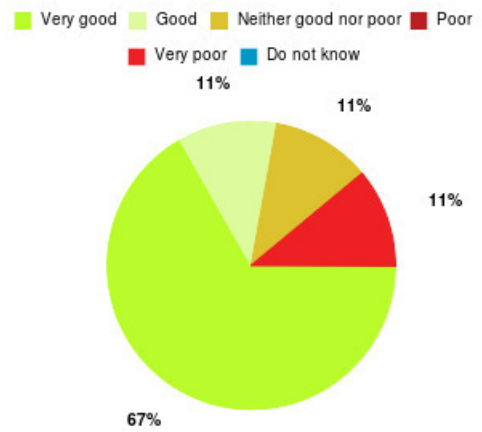
GP - Wolds View Primary Care Centre Summary

Number of responses: 0

Health & Development Worker Summary

Number of responses: 9

Experience	Amount	Percentage
Very good	6	66.667%
Good	1	11.111%
Neither good nor poor	1	11.111%
Poor	0	0.000%
Very poor	1	11.111%
Do not know	0	0.000%



Experience	Amount	Percentage
Very good & Good	7	77.778%
Very poor & Poor	1	11.111%
Neither good nor poor & Do not know	1	11.111%

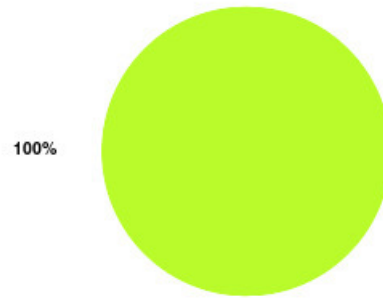


Health & Wellbeing Service - Primary Care Summary

Number of responses: 1

Experience	Amount	Percentage
Very good	1	100.000%
Good	0	0.000%
Neither good nor poor	0	0.000%
Poor	0	0.000%
Very poor	0	0.000%
Do not know	0	0.000%

Very good Good Neither good nor poor Poor
Very poor Do not know



Experience	Amount	Percentage
Very good & Good	1	100.000%
Very poor & Poor	0	0.000%
Neither good nor poor & Do not know	0	0.000%



Health Checks (SH) Summary

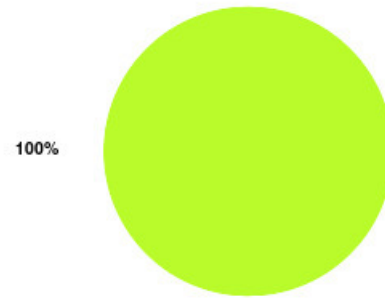
Number of responses: 0

Health Trainers (inc Social Prescribing) SH Summary

Number of responses: 13

Experience	Amount	Percentage
Very good	13	100.000%
Good	0	0.000%
Neither good nor poor	0	0.000%
Poor	0	0.000%
Very poor	0	0.000%
Do not know	0	0.000%

■ Very good
 ■ Good
 ■ Neither good nor poor
 ■ Poor
 ■ Very poor
 ■ Do not know



Experience	Amount	Percentage
Very good & Good	13	100.000%
Very poor & Poor	0	0.000%
Neither good nor poor & Do not know	0	0.000%



Health Visiting Summary

Number of responses: 0

Healthy Hull Summary

Number of responses: 0

HERCH20 Summary

Number of responses: 0

Home Oxygen Service (East Riding) Summary

Number of responses: 0

Home Oxygen Service (Hull) Summary

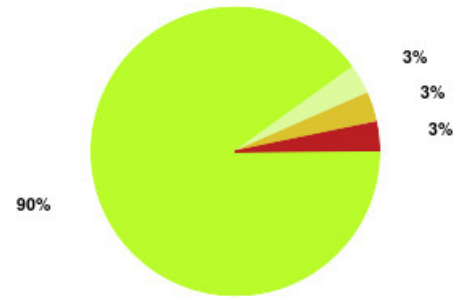
Number of responses: 0

Hull and East Riding Accelerated Lower Limb (HEAL) Pathway Summary

Number of responses: 30

Experience	Amount	Percentage
Very good	27	90.000%
Good	1	3.333%
Neither good nor poor	1	3.333%
Poor	1	3.333%
Very poor	0	0.000%
Do not know	0	0.000%

■ Very good
 ■ Good
 ■ Neither good nor poor
 ■ Poor
 ■ Very poor
 ■ Do not know



Experience	Amount	Percentage
Very good & Good	28	93.333%
Very poor & Poor	1	3.333%
Neither good nor poor & Do not know	1	3.333%

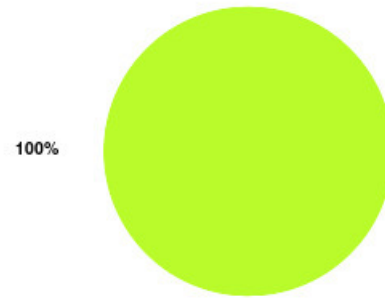


Hull Complex Wounds Summary

Number of responses: 1

Experience	Amount	Percentage
Very good	1	100.000%
Good	0	0.000%
Neither good nor poor	0	0.000%
Poor	0	0.000%
Very poor	0	0.000%
Do not know	0	0.000%

Very good Good Neither good nor poor Poor
Very poor Do not know



Experience	Amount	Percentage
Very good & Good	1	100.000%
Very poor & Poor	0	0.000%
Neither good nor poor & Do not know	0	0.000%

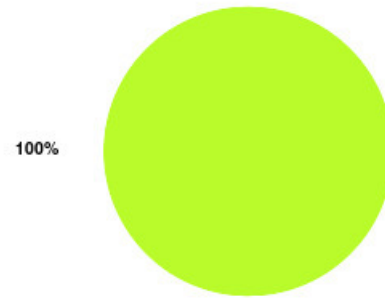


Hull First Falls Summary

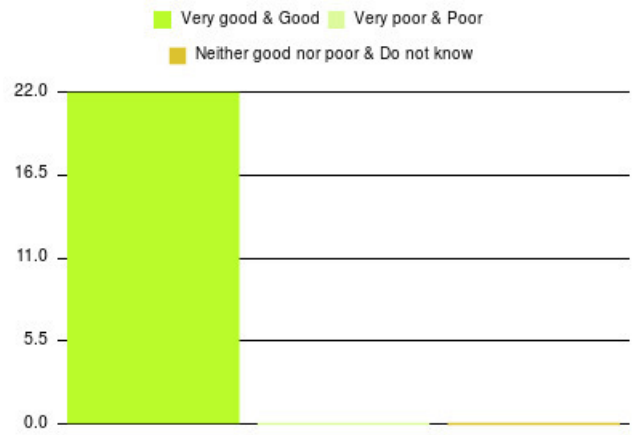
Number of responses: 22

Experience	Amount	Percentage
Very good	22	100.000%
Good	0	0.000%
Neither good nor poor	0	0.000%
Poor	0	0.000%
Very poor	0	0.000%
Do not know	0	0.000%

Very good Good Neither good nor poor Poor
Very poor Do not know



Experience	Amount	Percentage
Very good & Good	22	100.000%
Very poor & Poor	0	0.000%
Neither good nor poor & Do not know	0	0.000%



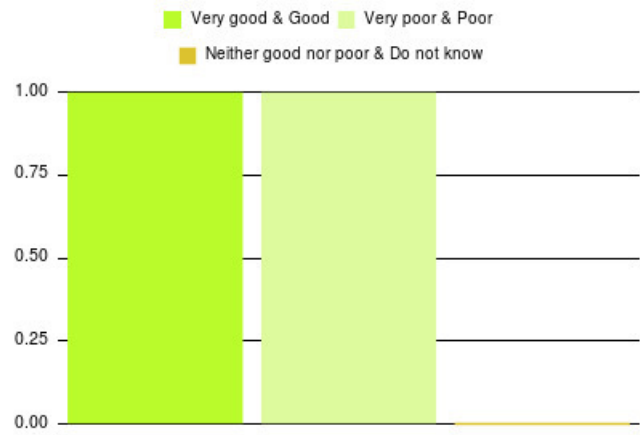
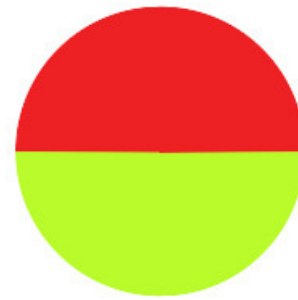
Hull Urgent Care Summary

Number of responses: 2

Experience	Amount	Percentage
Very good	1	50.000%
Good	0	0.000%
Neither good nor poor	0	0.000%
Poor	0	0.000%
Very poor	1	50.000%
Do not know	0	0.000%

Experience	Amount	Percentage
Very good & Good	1	50.000%
Very poor & Poor	1	50.000%
Neither good nor poor & Do not know	0	0.000%

Very good Good Neither good nor poor Poor
Very poor Do not know
50%

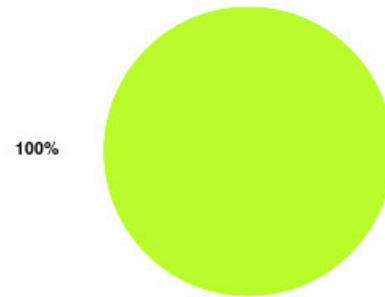


IMPS Summary

Number of responses: 1

Experience	Amount	Percentage
Very good	1	100.000%
Good	0	0.000%
Neither good nor poor	0	0.000%
Poor	0	0.000%
Very poor	0	0.000%
Do not know	0	0.000%

Very good Good Neither good nor poor Poor
Very poor Do not know



Experience	Amount	Percentage
Very good & Good	1	100.000%
Very poor & Poor	0	0.000%
Neither good nor poor & Do not know	0	0.000%



Infant Feeding Co-ordinator Summary

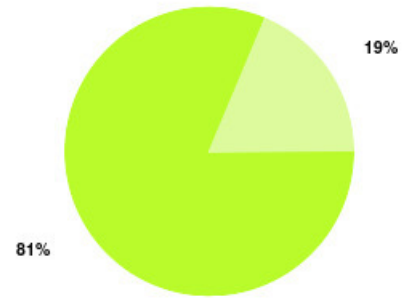
Number of responses: 0

Infant Feeding Service (SH) Summary

Number of responses: 16

Experience	Amount	Percentage
Very good	13	81.250%
Good	3	18.750%
Neither good nor poor	0	0.000%
Poor	0	0.000%
Very poor	0	0.000%
Do not know	0	0.000%

■ Very good
 ■ Good
 ■ Neither good nor poor
 ■ Poor
 ■ Very poor
 ■ Do not know



Experience	Amount	Percentage
Very good & Good	16	100.000%
Very poor & Poor	0	0.000%
Neither good nor poor & Do not know	0	0.000%

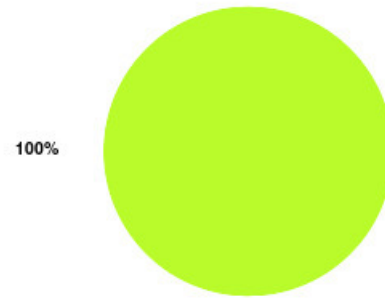


Intermediate Care Summary

Number of responses: 1

Experience	Amount	Percentage
Very good	1	100.000%
Good	0	0.000%
Neither good nor poor	0	0.000%
Poor	0	0.000%
Very poor	0	0.000%
Do not know	0	0.000%

Very good Good Neither good nor poor Poor
Very poor Do not know



Experience	Amount	Percentage
Very good & Good	1	100.000%
Very poor & Poor	0	0.000%
Neither good nor poor & Do not know	0	0.000%



Intermediate Care (ER) Summary

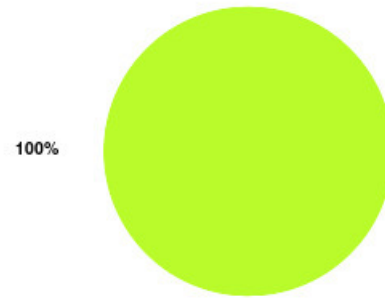
Number of responses: 0

Jean Bishop ICC Summary

Number of responses: 2

Experience	Amount	Percentage
Very good	2	100.000%
Good	0	0.000%
Neither good nor poor	0	0.000%
Poor	0	0.000%
Very poor	0	0.000%
Do not know	0	0.000%

Very good Good Neither good nor poor Poor
Very poor Do not know



Experience	Amount	Percentage
Very good & Good	2	100.000%
Very poor & Poor	0	0.000%
Neither good nor poor & Do not know	0	0.000%

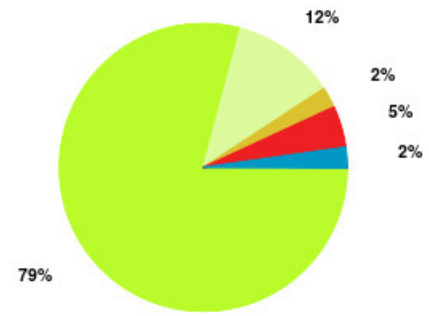


Let's Talk (Hull) Summary

Number of responses: 43

Experience	Amount	Percentage
Very good	34	79.070%
Good	5	11.628%
Neither good nor poor	1	2.326%
Poor	0	0.000%
Very poor	2	4.651%
Do not know	1	2.326%

■ Very good
 ■ Good
 ■ Neither good nor poor
 ■ Poor
 ■ Very poor
 ■ Do not know



Experience	Amount	Percentage
Very good & Good	39	90.698%
Very poor & Poor	2	4.651%
Neither good nor poor & Do not know	2	4.651%



Let's Talk - Cruse Summary

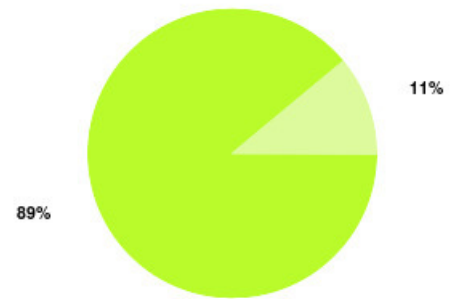
Number of responses: 0

Let's Talk - Focus Counselling Summary

Number of responses: 18

Experience	Amount	Percentage
Very good	16	88.889%
Good	2	11.111%
Neither good nor poor	0	0.000%
Poor	0	0.000%
Very poor	0	0.000%
Do not know	0	0.000%

■ Very good
 ■ Good
 ■ Neither good nor poor
 ■ Poor
 ■ Very poor
 ■ Do not know



Experience	Amount	Percentage
Very good & Good	18	100.000%
Very poor & Poor	0	0.000%
Neither good nor poor & Do not know	0	0.000%

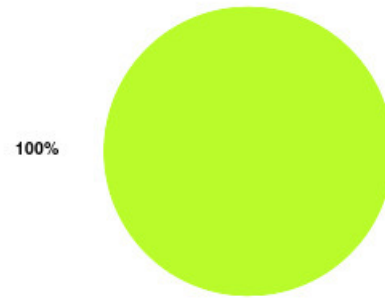


Let's Talk - Good Day Therapy Summary

Number of responses: 1

Experience	Amount	Percentage
Very good	1	100.000%
Good	0	0.000%
Neither good nor poor	0	0.000%
Poor	0	0.000%
Very poor	0	0.000%
Do not know	0	0.000%

Very good Good Neither good nor poor Poor
Very poor Do not know



Experience	Amount	Percentage
Very good & Good	1	100.000%
Very poor & Poor	0	0.000%
Neither good nor poor & Do not know	0	0.000%



Let's Talk - HEY Mind Summary

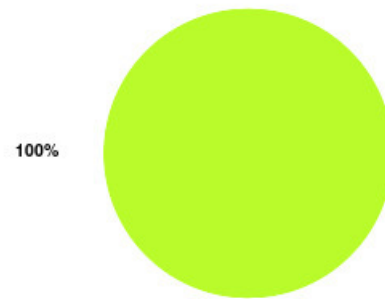
Number of responses: 0

Let's Talk - House of Light Summary

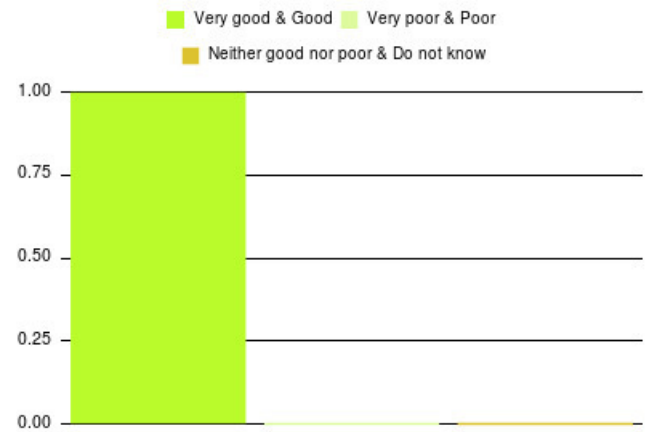
Number of responses: 1

Experience	Amount	Percentage
Very good	1	100.000%
Good	0	0.000%
Neither good nor poor	0	0.000%
Poor	0	0.000%
Very poor	0	0.000%
Do not know	0	0.000%

Very good Good Neither good nor poor Poor
Very poor Do not know



Experience	Amount	Percentage
Very good & Good	1	100.000%
Very poor & Poor	0	0.000%
Neither good nor poor & Do not know	0	0.000%

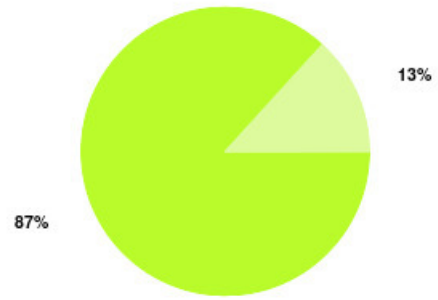


Let's Talk - Joan Pickard Ltd Summary

Number of responses: 15

Experience	Amount	Percentage
Very good	13	86.667%
Good	2	13.333%
Neither good nor poor	0	0.000%
Poor	0	0.000%
Very poor	0	0.000%
Do not know	0	0.000%

Very good Good Neither good nor poor Poor
Very poor Do not know



Experience	Amount	Percentage
Very good & Good	15	100.000%
Very poor & Poor	0	0.000%
Neither good nor poor & Do not know	0	0.000%



Let's Talk - Relate Summary

Number of responses: 0

Let's Talk - S2BH Summary

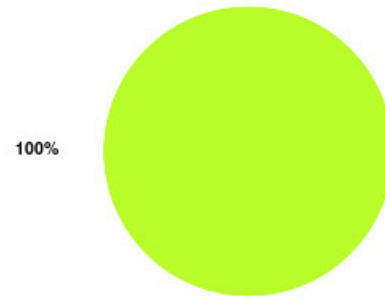
Number of responses: 0

Let's Talk - Temenos Summary

Number of responses: 6

Experience	Amount	Percentage
Very good	6	100.000%
Good	0	0.000%
Neither good nor poor	0	0.000%
Poor	0	0.000%
Very poor	0	0.000%
Do not know	0	0.000%

Very good Good Neither good nor poor Poor
Very poor Do not know



Experience	Amount	Percentage
Very good & Good	6	100.000%
Very poor & Poor	0	0.000%
Neither good nor poor & Do not know	0	0.000%

Very good & Good Very poor & Poor
Neither good nor poor & Do not know

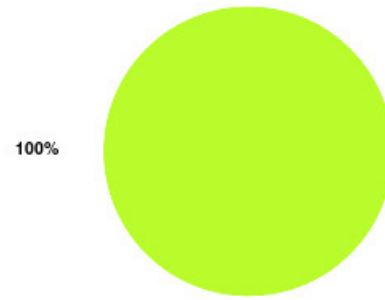


Lifestyle Referral (SH) Summary

Number of responses: 1

Experience	Amount	Percentage
Very good	1	100.000%
Good	0	0.000%
Neither good nor poor	0	0.000%
Poor	0	0.000%
Very poor	0	0.000%
Do not know	0	0.000%

Very good Good Neither good nor poor Poor
Very poor Do not know



Experience	Amount	Percentage
Very good & Good	1	100.000%
Very poor & Poor	0	0.000%
Neither good nor poor & Do not know	0	0.000%



Local Outbreak Team Summary

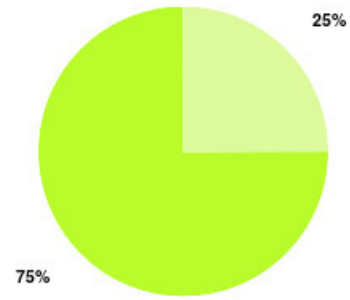
Number of responses: 0

Looked After Children Summary

Number of responses: 4

Experience	Amount	Percentage
Very good	3	75.000%
Good	1	25.000%
Neither good nor poor	0	0.000%
Poor	0	0.000%
Very poor	0	0.000%
Do not know	0	0.000%

Very good Good Neither good nor poor Poor
Very poor Do not know



Experience	Amount	Percentage
Very good & Good	4	100.000%
Very poor & Poor	0	0.000%
Neither good nor poor & Do not know	0	0.000%

Very good & Good Very poor & Poor
Neither good nor poor & Do not know

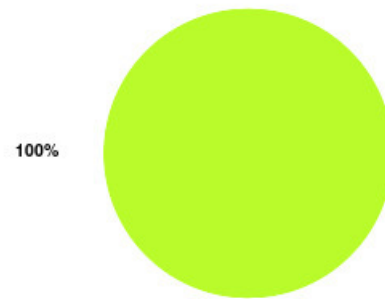


Lymphoedema Summary

Number of responses: 1

Experience	Amount	Percentage
Very good	1	100.000%
Good	0	0.000%
Neither good nor poor	0	0.000%
Poor	0	0.000%
Very poor	0	0.000%
Do not know	0	0.000%

Very good Good Neither good nor poor Poor
Very poor Do not know



Experience	Amount	Percentage
Very good & Good	1	100.000%
Very poor & Poor	0	0.000%
Neither good nor poor & Do not know	0	0.000%



Macmillan Wolds Unit (Bridlington) Summary

Number of responses: 0

Medicines Management - Care Home Service Summary

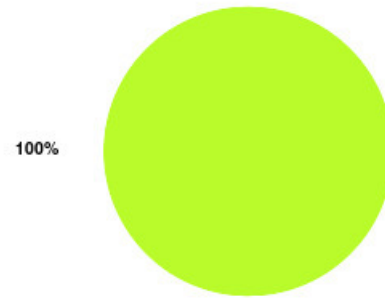
Number of responses: 0

Mental Health Team (SH) Summary

Number of responses: 3

Experience	Amount	Percentage
Very good	3	100.000%
Good	0	0.000%
Neither good nor poor	0	0.000%
Poor	0	0.000%
Very poor	0	0.000%
Do not know	0	0.000%

Very good Good Neither good nor poor Poor
Very poor Do not know



Experience	Amount	Percentage
Very good & Good	3	100.000%
Very poor & Poor	0	0.000%
Neither good nor poor & Do not know	0	0.000%

Very good & Good Very poor & Poor
Neither good nor poor & Do not know

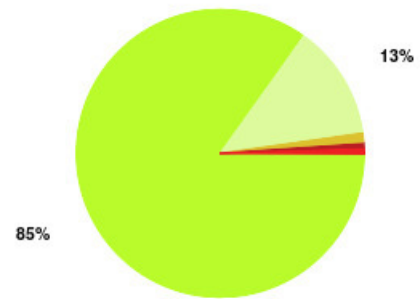


MSK Physiotherapy Summary

Number of responses: 171

Experience	Amount	Percentage
Very good	145	84.795%
Good	22	12.865%
Neither good nor poor	2	1.170%
Poor	1	0.585%
Very poor	1	0.585%
Do not know	0	0.000%

■ Very good
 ■ Good
 ■ Neither good nor poor
 ■ Poor
 ■ Very poor
 ■ Do not know



Experience	Amount	Percentage
Very good & Good	167	97.661%
Very poor & Poor	2	1.170%
Neither good nor poor & Do not know	2	1.170%

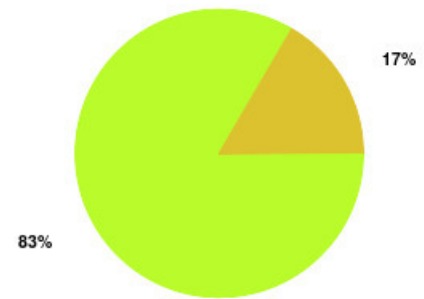


MSK Physiotherapy - Alfred Bean Hospital Summary

Number of responses: 6

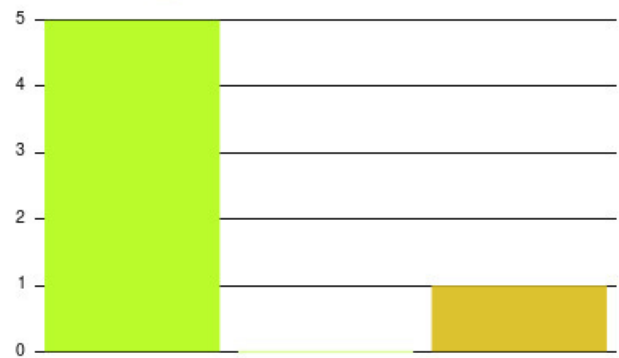
Experience	Amount	Percentage
Very good	5	83.333%
Good	0	0.000%
Neither good nor poor	1	16.667%
Poor	0	0.000%
Very poor	0	0.000%
Do not know	0	0.000%

■ Very good
 ■ Good
 ■ Neither good nor poor
 ■ Poor
 ■ Very poor
 ■ Do not know



Experience	Amount	Percentage
Very good & Good	5	83.333%
Very poor & Poor	0	0.000%
Neither good nor poor & Do not know	1	16.667%

■ Very good & Good
 ■ Very poor & Poor
 ■ Neither good nor poor & Do not know

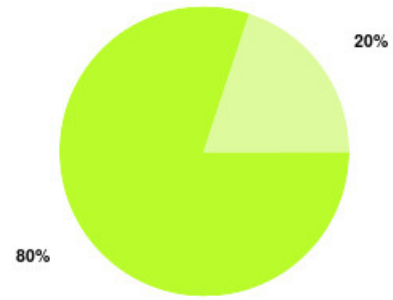


MSK Physiotherapy - Bridlington Hospital Summary

Number of responses: 15

Experience	Amount	Percentage
Very good	12	80.000%
Good	3	20.000%
Neither good nor poor	0	0.000%
Poor	0	0.000%
Very poor	0	0.000%
Do not know	0	0.000%

Very good Good Neither good nor poor Poor
Very poor Do not know



Experience	Amount	Percentage
Very good & Good	15	100.000%
Very poor & Poor	0	0.000%
Neither good nor poor & Do not know	0	0.000%

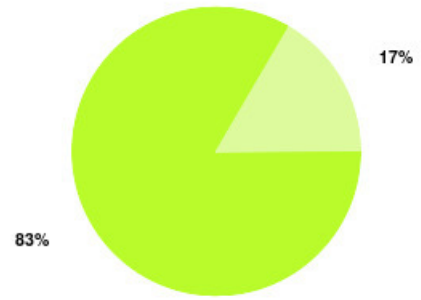


MSK Physiotherapy - East Riding Community Hospital Summary

Number of responses: 12

Experience	Amount	Percentage
Very good	10	83.333%
Good	2	16.667%
Neither good nor poor	0	0.000%
Poor	0	0.000%
Very poor	0	0.000%
Do not know	0	0.000%

■ Very good
 ■ Good
 ■ Neither good nor poor
 ■ Poor
 ■ Very poor
 ■ Do not know



Experience	Amount	Percentage
Very good & Good	12	100.000%
Very poor & Poor	0	0.000%
Neither good nor poor & Do not know	0	0.000%

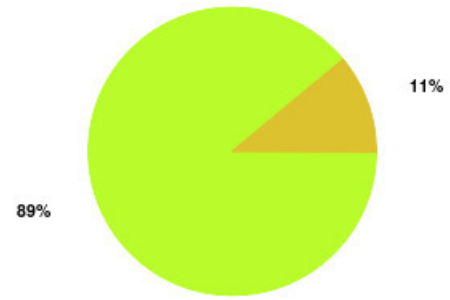


MSK Physiotherapy - Goole & District Hospital Summary

Number of responses: 9

Experience	Amount	Percentage
Very good	8	88.889%
Good	0	0.000%
Neither good nor poor	1	11.111%
Poor	0	0.000%
Very poor	0	0.000%
Do not know	0	0.000%

■ Very good
 ■ Good
 ■ Neither good nor poor
 ■ Poor
■ Very poor
 ■ Do not know



Experience	Amount	Percentage
Very good & Good	8	88.889%
Very poor & Poor	0	0.000%
Neither good nor poor & Do not know	1	11.111%

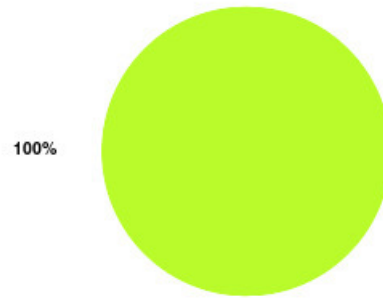


MSK Physiotherapy - Hesse Health Centre Summary

Number of responses: 1

Experience	Amount	Percentage
Very good	1	100.000%
Good	0	0.000%
Neither good nor poor	0	0.000%
Poor	0	0.000%
Very poor	0	0.000%
Do not know	0	0.000%

Very good Good Neither good nor poor Poor
Very poor Do not know



Experience	Amount	Percentage
Very good & Good	1	100.000%
Very poor & Poor	0	0.000%
Neither good nor poor & Do not know	0	0.000%

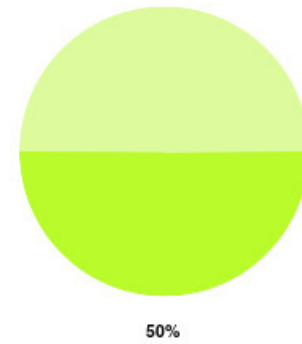


MSK Physiotherapy - Hornsea Cottage Hospital Summary

Number of responses: 4

Experience	Amount	Percentage
Very good	2	50.000%
Good	2	50.000%
Neither good nor poor	0	0.000%
Poor	0	0.000%
Very poor	0	0.000%
Do not know	0	0.000%

■ Very good
 ■ Good
 ■ Neither good nor poor
 ■ Poor
■ Very poor
 ■ Do not know



Experience	Amount	Percentage
Very good & Good	4	100.000%
Very poor & Poor	0	0.000%
Neither good nor poor & Do not know	0	0.000%

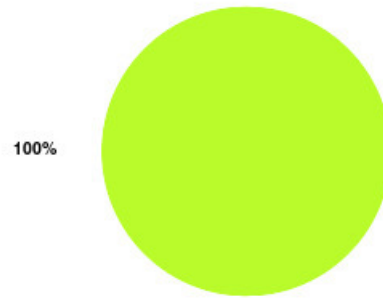


MSK Physiotherapy - Withernsea Hospital Summary

Number of responses: 2

Experience	Amount	Percentage
Very good	2	100.000%
Good	0	0.000%
Neither good nor poor	0	0.000%
Poor	0	0.000%
Very poor	0	0.000%
Do not know	0	0.000%

Very good Good Neither good nor poor Poor
Very poor Do not know



Experience	Amount	Percentage
Very good & Good	2	100.000%
Very poor & Poor	0	0.000%
Neither good nor poor & Do not know	0	0.000%



NHS Continuing Healthcare Summary

Number of responses: 0

Night Care Service (EOL) Summary

Number of responses: 0

OccWellbeing Summary

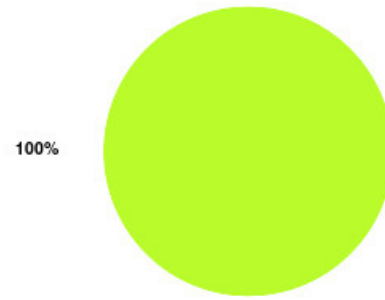
Number of responses: 0

Oral Health (SH) Summary

Number of responses: 4

Experience	Amount	Percentage
Very good	4	100.000%
Good	0	0.000%
Neither good nor poor	0	0.000%
Poor	0	0.000%
Very poor	0	0.000%
Do not know	0	0.000%

Very good Good Neither good nor poor Poor
Very poor Do not know



Experience	Amount	Percentage
Very good & Good	4	100.000%
Very poor & Poor	0	0.000%
Neither good nor poor & Do not know	0	0.000%

Very good & Good Very poor & Poor
Neither good nor poor & Do not know

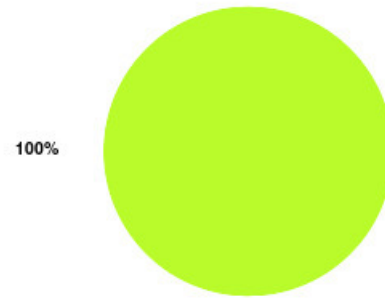


Oral Health Promotion Team Summary

Number of responses: 3

Experience	Amount	Percentage
Very good	3	100.000%
Good	0	0.000%
Neither good nor poor	0	0.000%
Poor	0	0.000%
Very poor	0	0.000%
Do not know	0	0.000%

Very good Good Neither good nor poor Poor
Very poor Do not know



Experience	Amount	Percentage
Very good & Good	3	100.000%
Very poor & Poor	0	0.000%
Neither good nor poor & Do not know	0	0.000%

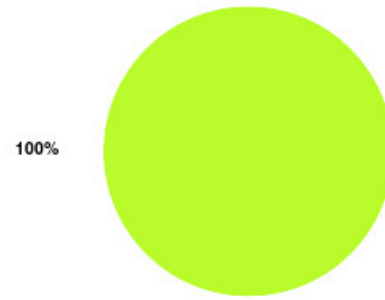


Out of Hours Nursing (East Riding) Summary

Number of responses: 1

Experience	Amount	Percentage
Very good	1	100.000%
Good	0	0.000%
Neither good nor poor	0	0.000%
Poor	0	0.000%
Very poor	0	0.000%
Do not know	0	0.000%

Very good Good Neither good nor poor Poor
Very poor Do not know



Experience	Amount	Percentage
Very good & Good	1	100.000%
Very poor & Poor	0	0.000%
Neither good nor poor & Do not know	0	0.000%

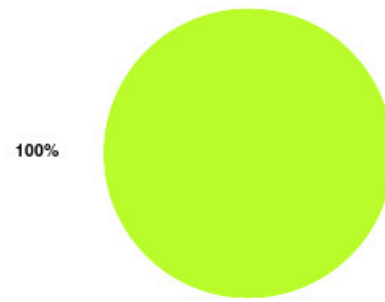


Out of Hours Nursing (EOL) Summary

Number of responses: 1

Experience	Amount	Percentage
Very good	1	100.000%
Good	0	0.000%
Neither good nor poor	0	0.000%
Poor	0	0.000%
Very poor	0	0.000%
Do not know	0	0.000%

Very good Good Neither good nor poor Poor
Very poor Do not know



Experience	Amount	Percentage
Very good & Good	1	100.000%
Very poor & Poor	0	0.000%
Neither good nor poor & Do not know	0	0.000%

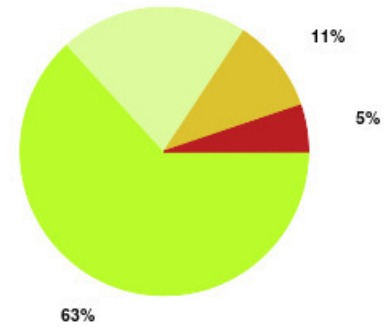


Pain Management - ER & VoY Summary

Number of responses: 19

Experience	Amount	Percentage
Very good	12	63.158%
Good	4	21.053%
Neither good nor poor	2	10.526%
Poor	1	5.263%
Very poor	0	0.000%
Do not know	0	0.000%

■ Very good
 ■ Good
 ■ Neither good nor poor
 ■ Poor
■ Very poor
 ■ Do not know



Experience	Amount	Percentage
Very good & Good	16	84.211%
Very poor & Poor	1	5.263%
Neither good nor poor & Do not know	2	10.526%

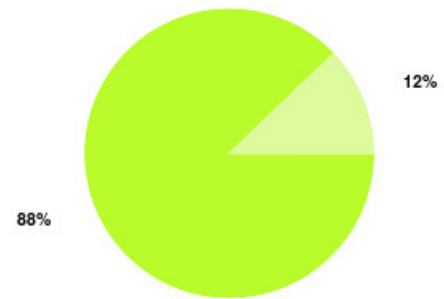


Pain Management - Hull Summary

Number of responses: 49


Experience	Amount	Percentage
Very good	43	87.755%
Good	6	12.245%
Neither good nor poor	0	0.000%
Poor	0	0.000%
Very poor	0	0.000%
Do not know	0	0.000%

Very good Good Neither good nor poor Poor
Very poor Do not know



Experience	Amount	Percentage
Very good & Good	49	100.000%
Very poor & Poor	0	0.000%
Neither good nor poor & Do not know	0	0.000%

Very good & Good Very poor & Poor
Neither good nor poor & Do not know



Parkinson's Hub (ICC) Summary

Number of responses: 0

PAUL for Brain recovery Summary

Number of responses: 0

Pharmacies Summary

Number of responses: 0

Phlebotomy - Withernsea Hospital Summary

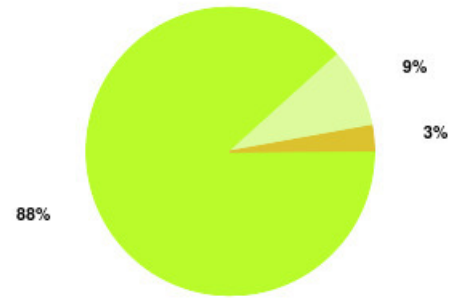
Number of responses: 0

Podiatry (ER - Beverley) Summary

Number of responses: 34

Experience	Amount	Percentage
Very good	30	88.235%
Good	3	8.824%
Neither good nor poor	1	2.941%
Poor	0	0.000%
Very poor	0	0.000%
Do not know	0	0.000%

■ Very good
 ■ Good
 ■ Neither good nor poor
 ■ Poor
 ■ Very poor
 ■ Do not know



Experience	Amount	Percentage
Very good & Good	33	97.059%
Very poor & Poor	0	0.000%
Neither good nor poor & Do not know	1	2.941%

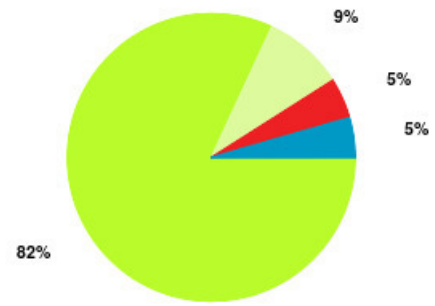


Podiatry (ER - Bridlington) Summary

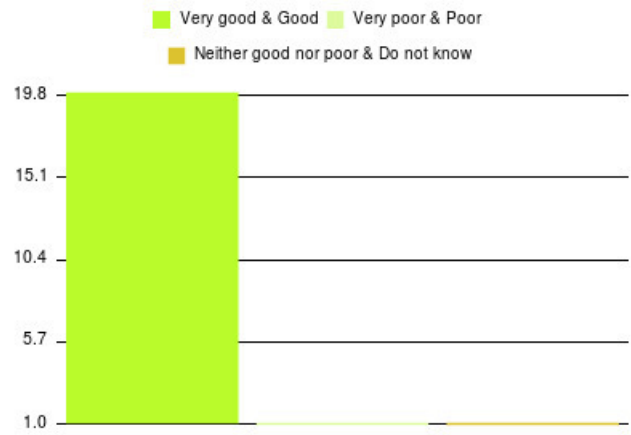
Number of responses: 22

Experience	Amount	Percentage
Very good	18	81.818%
Good	2	9.091%
Neither good nor poor	0	0.000%
Poor	0	0.000%
Very poor	1	4.545%
Do not know	1	4.545%

■ Very good
 ■ Good
 ■ Neither good nor poor
 ■ Poor
 ■ Very poor
 ■ Do not know



Experience	Amount	Percentage
Very good & Good	20	90.909%
Very poor & Poor	1	4.545%
Neither good nor poor & Do not know	1	4.545%

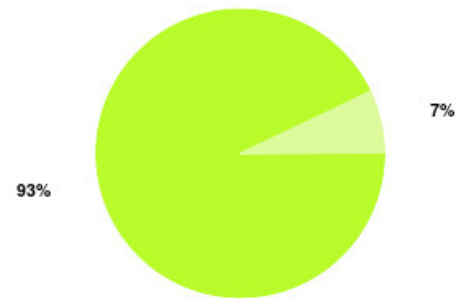


Podiatry (ER - Driffield) Summary

Number of responses: 14

Experience	Amount	Percentage
Very good	13	92.857%
Good	1	7.143%
Neither good nor poor	0	0.000%
Poor	0	0.000%
Very poor	0	0.000%
Do not know	0	0.000%

■ Very good
 ■ Good
 ■ Neither good nor poor
 ■ Poor
 ■ Very poor
 ■ Do not know



Experience	Amount	Percentage
Very good & Good	14	100.000%
Very poor & Poor	0	0.000%
Neither good nor poor & Do not know	0	0.000%

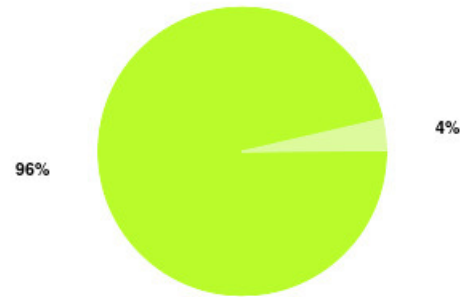


Podiatry (ER - Goole) Summary

Number of responses: 27

Experience	Amount	Percentage
Very good	26	96.296%
Good	1	3.704%
Neither good nor poor	0	0.000%
Poor	0	0.000%
Very poor	0	0.000%
Do not know	0	0.000%

Very good Good Neither good nor poor Poor
Very poor Do not know



Experience	Amount	Percentage
Very good & Good	27	100.000%
Very poor & Poor	0	0.000%
Neither good nor poor & Do not know	0	0.000%



Podiatry (ER - Hedon/Rosedale) Summary

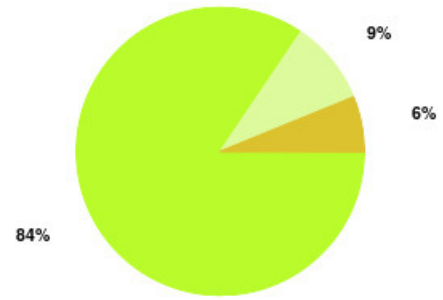
Number of responses: 0

Podiatry (ER - Hesse) Summary

Number of responses: 32

Experience	Amount	Percentage
Very good	27	84.375%
Good	3	9.375%
Neither good nor poor	2	6.250%
Poor	0	0.000%
Very poor	0	0.000%
Do not know	0	0.000%

■ Very good
 ■ Good
 ■ Neither good nor poor
 ■ Poor
 ■ Very poor
 ■ Do not know



Experience	Amount	Percentage
Very good & Good	30	93.750%
Very poor & Poor	0	0.000%
Neither good nor poor & Do not know	2	6.250%

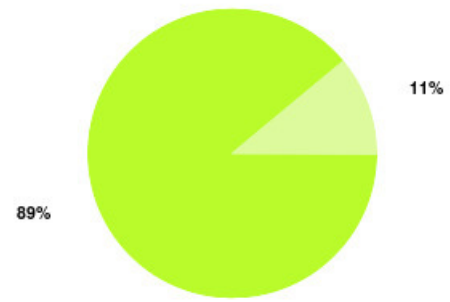


Podiatry (ER - Home visits) Summary

Number of responses: 9

Experience	Amount	Percentage
Very good	8	88.889%
Good	1	11.111%
Neither good nor poor	0	0.000%
Poor	0	0.000%
Very poor	0	0.000%
Do not know	0	0.000%

Very good Good Neither good nor poor Poor
Very poor Do not know



Experience	Amount	Percentage
Very good & Good	9	100.000%
Very poor & Poor	0	0.000%
Neither good nor poor & Do not know	0	0.000%

Very good & Good Very poor & Poor
Neither good nor poor & Do not know

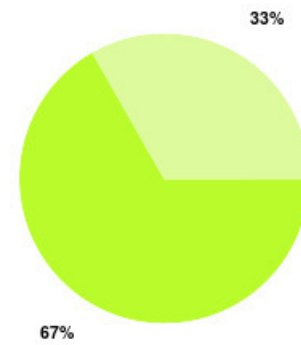


Podiatry (ER - Hornsea) Summary

Number of responses: 6

Experience	Amount	Percentage
Very good	4	66.667%
Good	2	33.333%
Neither good nor poor	0	0.000%
Poor	0	0.000%
Very poor	0	0.000%
Do not know	0	0.000%

Very good Good Neither good nor poor Poor
Very poor Do not know



Experience	Amount	Percentage
Very good & Good	6	100.000%
Very poor & Poor	0	0.000%
Neither good nor poor & Do not know	0	0.000%

Very good & Good Very poor & Poor
Neither good nor poor & Do not know

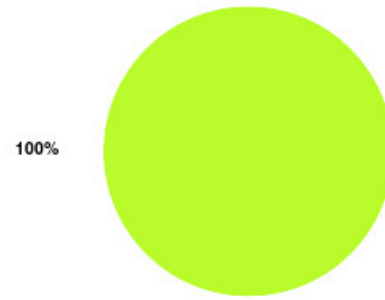


Podiatry (ER - Market Weighton) Summary

Number of responses: 9

Experience	Amount	Percentage
Very good	9	100.000%
Good	0	0.000%
Neither good nor poor	0	0.000%
Poor	0	0.000%
Very poor	0	0.000%
Do not know	0	0.000%

Very good Good Neither good nor poor Poor
Very poor Do not know



Experience	Amount	Percentage
Very good & Good	9	100.000%
Very poor & Poor	0	0.000%
Neither good nor poor & Do not know	0	0.000%

Very good & Good Very poor & Poor
Neither good nor poor & Do not know

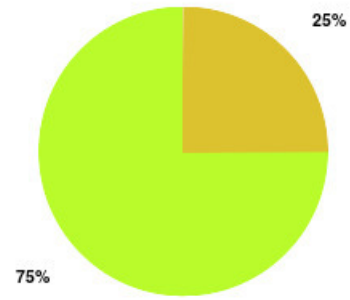


Podiatry (ER - MSK) Summary

Number of responses: 8

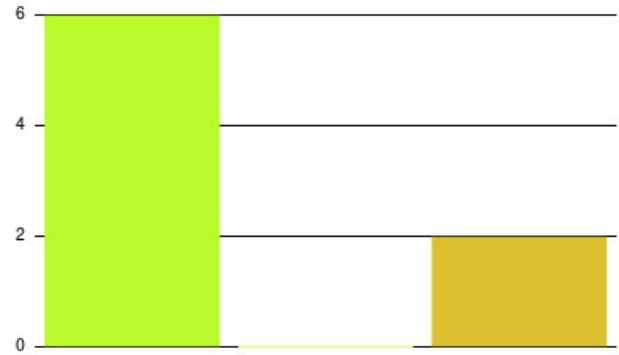
Experience	Amount	Percentage
Very good	6	75.000%
Good	0	0.000%
Neither good nor poor	2	25.000%
Poor	0	0.000%
Very poor	0	0.000%
Do not know	0	0.000%

Very good Good Neither good nor poor Poor
Very poor Do not know



Experience	Amount	Percentage
Very good & Good	6	75.000%
Very poor & Poor	0	0.000%
Neither good nor poor & Do not know	2	25.000%

Very good & Good Very poor & Poor
Neither good nor poor & Do not know

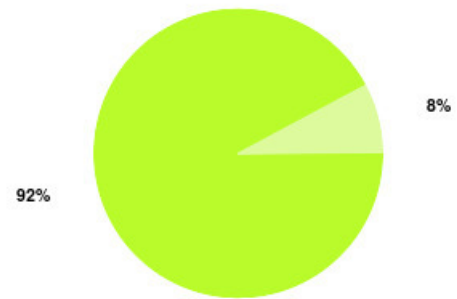


Podiatry (ER - Withernsea) Summary

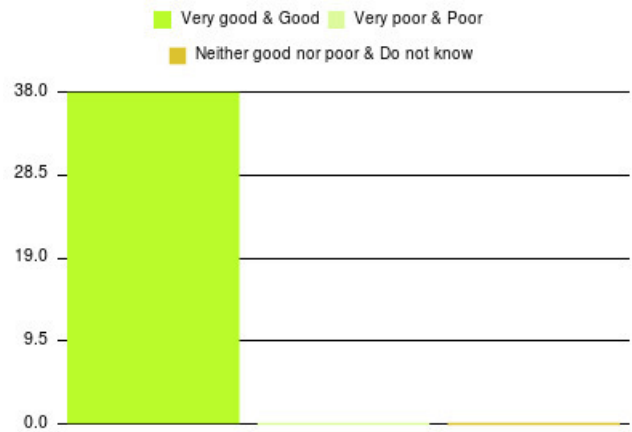
Number of responses: 38

Experience	Amount	Percentage
Very good	35	92.105%
Good	3	7.895%
Neither good nor poor	0	0.000%
Poor	0	0.000%
Very poor	0	0.000%
Do not know	0	0.000%

■ Very good
 ■ Good
 ■ Neither good nor poor
 ■ Poor
 ■ Very poor
 ■ Do not know



Experience	Amount	Percentage
Very good & Good	38	100.000%
Very poor & Poor	0	0.000%
Neither good nor poor & Do not know	0	0.000%

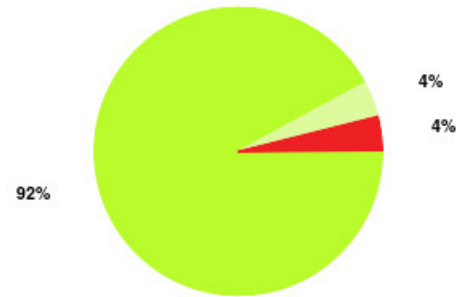


Podiatry (Hull - Allam Diabetes Centre) Summary

Number of responses: 25

Experience	Amount	Percentage
Very good	23	92.000%
Good	1	4.000%
Neither good nor poor	0	0.000%
Poor	0	0.000%
Very poor	1	4.000%
Do not know	0	0.000%

■ Very good
 ■ Good
 ■ Neither good nor poor
 ■ Poor
 ■ Very poor
 ■ Do not know



Experience	Amount	Percentage
Very good & Good	24	96.000%
Very poor & Poor	1	4.000%
Neither good nor poor & Do not know	0	0.000%

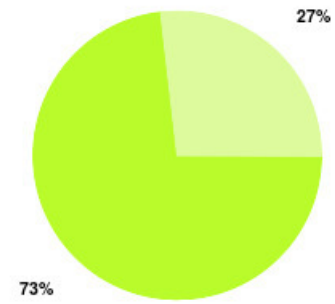


Podiatry (Hull - Bransholme HC) Summary

Number of responses: 26

Experience	Amount	Percentage
Very good	19	73.077%
Good	7	26.923%
Neither good nor poor	0	0.000%
Poor	0	0.000%
Very poor	0	0.000%
Do not know	0	0.000%

■ Very good
 ■ Good
 ■ Neither good nor poor
 ■ Poor
 ■ Very poor
 ■ Do not know



Experience	Amount	Percentage
Very good & Good	26	100.000%
Very poor & Poor	0	0.000%
Neither good nor poor & Do not know	0	0.000%

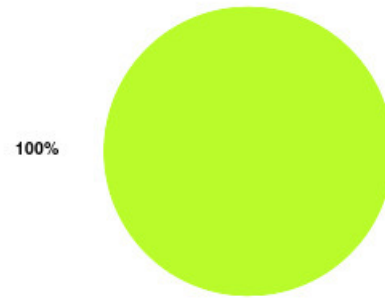


Podiatry (Hull - Dialysis clinic) Summary

Number of responses: 1

Experience	Amount	Percentage
Very good	1	100.000%
Good	0	0.000%
Neither good nor poor	0	0.000%
Poor	0	0.000%
Very poor	0	0.000%
Do not know	0	0.000%

Very good Good Neither good nor poor Poor
Very poor Do not know



Experience	Amount	Percentage
Very good & Good	1	100.000%
Very poor & Poor	0	0.000%
Neither good nor poor & Do not know	0	0.000%

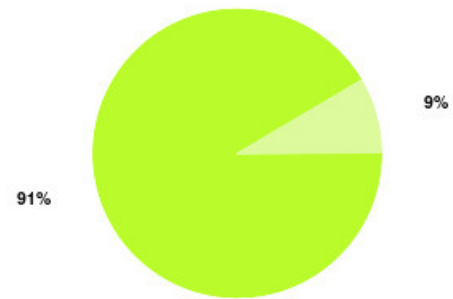


Podiatry (Hull - Elliott Chappell HC) Summary

Number of responses: 35

Experience	Amount	Percentage
Very good	32	91.429%
Good	3	8.571%
Neither good nor poor	0	0.000%
Poor	0	0.000%
Very poor	0	0.000%
Do not know	0	0.000%

■ Very good
 ■ Good
 ■ Neither good nor poor
 ■ Poor
 ■ Very poor
 ■ Do not know



Experience	Amount	Percentage
Very good & Good	35	100.000%
Very poor & Poor	0	0.000%
Neither good nor poor & Do not know	0	0.000%



Podiatry (Hull - HMP Hull) Summary

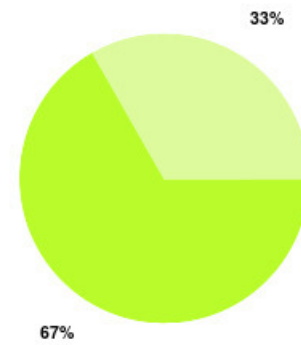
Number of responses: 0

Podiatry (Hull - Home visits) Summary

Number of responses: 9

Experience	Amount	Percentage
Very good	6	66.667%
Good	3	33.333%
Neither good nor poor	0	0.000%
Poor	0	0.000%
Very poor	0	0.000%
Do not know	0	0.000%

■ Very good
 ■ Good
 ■ Neither good nor poor
 ■ Poor
 ■ Very poor
 ■ Do not know



Experience	Amount	Percentage
Very good & Good	9	100.000%
Very poor & Poor	0	0.000%
Neither good nor poor & Do not know	0	0.000%

■ Very good & Good
 ■ Very poor & Poor
 ■ Neither good nor poor & Do not know



Podiatry (Hull - Homeless Service) Summary

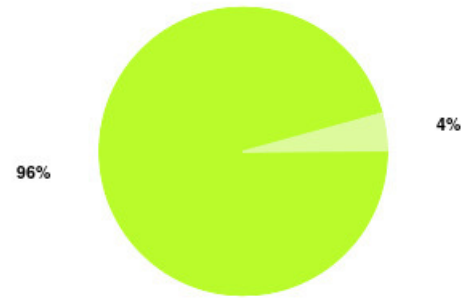
Number of responses: 0

Podiatry (Hull - Longhill HC) Summary

Number of responses: 23

Experience	Amount	Percentage
Very good	22	95.652%
Good	1	4.348%
Neither good nor poor	0	0.000%
Poor	0	0.000%
Very poor	0	0.000%
Do not know	0	0.000%

■ Very good
 ■ Good
 ■ Neither good nor poor
 ■ Poor
 ■ Very poor
 ■ Do not know



Experience	Amount	Percentage
Very good & Good	23	100.000%
Very poor & Poor	0	0.000%
Neither good nor poor & Do not know	0	0.000%

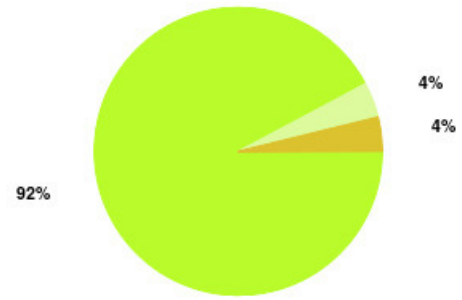


Podiatry (Hull - Morrill St) Summary

Number of responses: 51

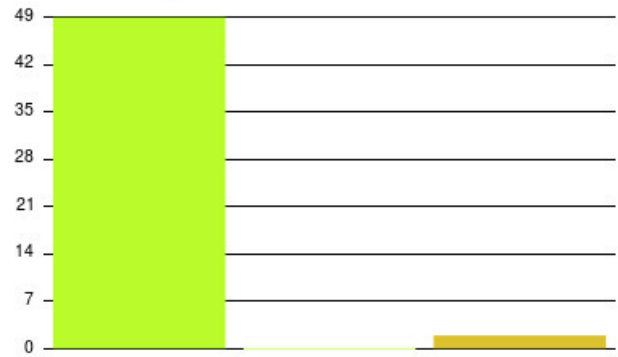
Experience	Amount	Percentage
Very good	47	92.157%
Good	2	3.922%
Neither good nor poor	2	3.922%
Poor	0	0.000%
Very poor	0	0.000%
Do not know	0	0.000%

■ Very good
 ■ Good
 ■ Neither good nor poor
 ■ Poor
 ■ Very poor
 ■ Do not know



Experience	Amount	Percentage
Very good & Good	49	96.078%
Very poor & Poor	0	0.000%
Neither good nor poor & Do not know	2	3.922%

■ Very good & Good
 ■ Very poor & Poor
 ■ Neither good nor poor & Do not know



Podiatry (Hull - Nail clinic) Summary

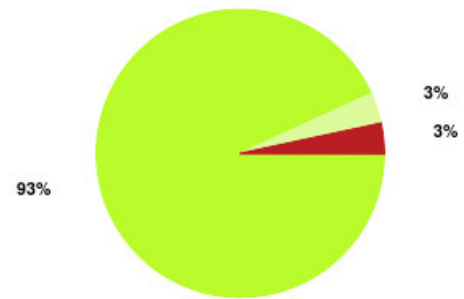
Number of responses: 0

Podiatry (Hull - Newington HC) Summary

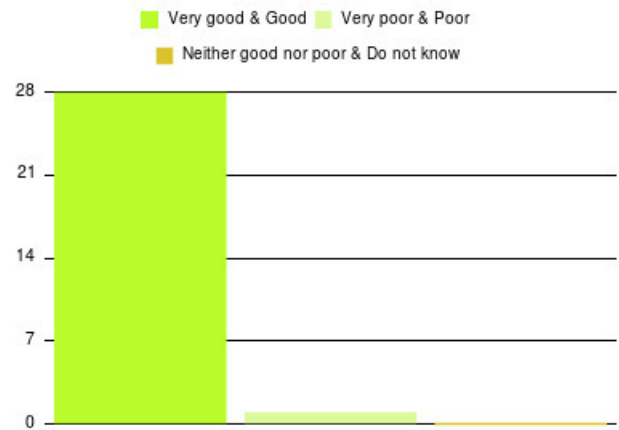
Number of responses: 29

Experience	Amount	Percentage
Very good	27	93.103%
Good	1	3.448%
Neither good nor poor	0	0.000%
Poor	1	3.448%
Very poor	0	0.000%
Do not know	0	0.000%

■ Very good
 ■ Good
 ■ Neither good nor poor
 ■ Poor
 ■ Very poor
 ■ Do not know



Experience	Amount	Percentage
Very good & Good	28	96.552%
Very poor & Poor	1	3.448%
Neither good nor poor & Do not know	0	0.000%

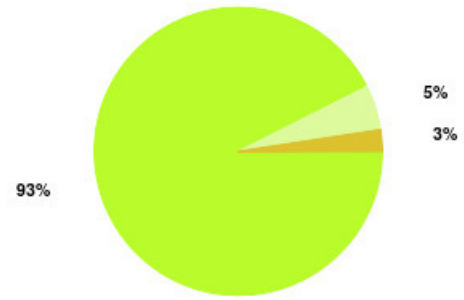


Podiatry (Hull - Orchard Centre) Summary

Number of responses: 40

Experience	Amount	Percentage
Very good	37	92.500%
Good	2	5.000%
Neither good nor poor	1	2.500%
Poor	0	0.000%
Very poor	0	0.000%
Do not know	0	0.000%

■ Very good
 ■ Good
 ■ Neither good nor poor
 ■ Poor
 ■ Very poor
 ■ Do not know



Experience	Amount	Percentage
Very good & Good	39	97.500%
Very poor & Poor	0	0.000%
Neither good nor poor & Do not know	1	2.500%



Podiatry (Hull - Rheumatology H.R.I.) Summary

Number of responses: 0

Podiatry (Hull - Terry St) Summary

Number of responses: 0

Podiatry (Hull - The Crossings) Summary

Number of responses: 0

Podiatry (Hull - Ward visits) Summary

Number of responses: 0

Prison Healthcare: DART (Hull) Summary

Number of responses: 0

Prison Healthcare: DART (Humber) Summary

Number of responses: 0

Prison Healthcare: Dental (Hull) Summary

Number of responses: 0

Prison Healthcare: Dental (Humber) Summary

Number of responses: 0

Prison Healthcare: GP (Hull) Summary

Number of responses: 0

Prison Healthcare: GP (Humber) Summary

Number of responses: 0

Prison Healthcare: Mental Health (Hull) Summary

Number of responses: 0

Prison Healthcare: Mental Health (Humber) Summary

Number of responses: 0

Prison Healthcare: Primary Care (Hull) Summary

Number of responses: 0

Prison Healthcare: Primary Care (Humber) Summary

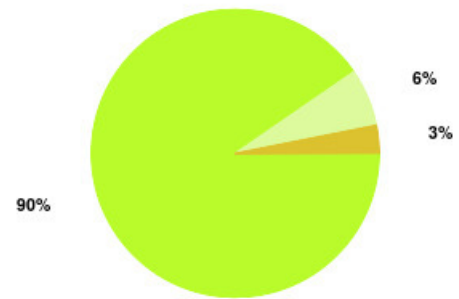
Number of responses: 0

Pulmonary Rehab (East Riding) Summary

Number of responses: 31

Experience	Amount	Percentage
Very good	28	90.323%
Good	2	6.452%
Neither good nor poor	1	3.226%
Poor	0	0.000%
Very poor	0	0.000%
Do not know	0	0.000%

■ Very good
 ■ Good
 ■ Neither good nor poor
 ■ Poor
 ■ Very poor
 ■ Do not know



Experience	Amount	Percentage
Very good & Good	30	96.774%
Very poor & Poor	0	0.000%
Neither good nor poor & Do not know	1	3.226%

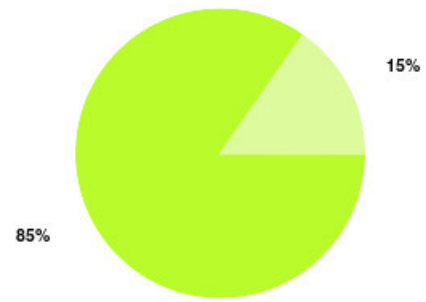


Pulmonary Rehab (Hull) Summary

Number of responses: 13

Experience	Amount	Percentage
Very good	11	84.615%
Good	2	15.385%
Neither good nor poor	0	0.000%
Poor	0	0.000%
Very poor	0	0.000%
Do not know	0	0.000%

■ Very good
 ■ Good
 ■ Neither good nor poor
 ■ Poor
 ■ Very poor
 ■ Do not know



Experience	Amount	Percentage
Very good & Good	13	100.000%
Very poor & Poor	0	0.000%
Neither good nor poor & Do not know	0	0.000%

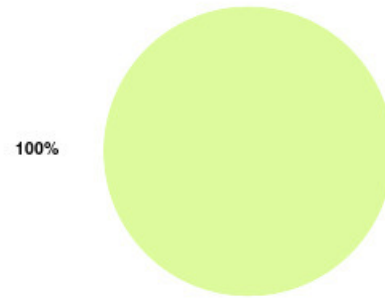


Rossmore Stroke Beds Summary

Number of responses: 1

Experience	Amount	Percentage
Very good	0	0.000%
Good	1	100.000%
Neither good nor poor	0	0.000%
Poor	0	0.000%
Very poor	0	0.000%
Do not know	0	0.000%

Very good Good Neither good nor poor Poor
Very poor Do not know



Experience	Amount	Percentage
Very good & Good	1	100.000%
Very poor & Poor	0	0.000%
Neither good nor poor & Do not know	0	0.000%



School Health + Summary

Number of responses: 0

School Nursing Summary

Number of responses: 0

School Nursing - PHSE Summary

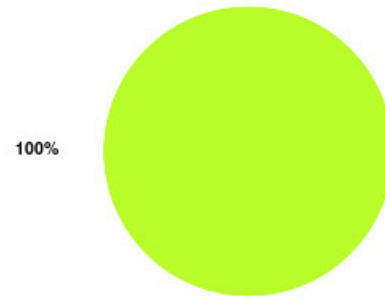
Number of responses: 0

School Nursing - School Screening Summary

Number of responses: 1

Experience	Amount	Percentage
Very good	1	100.000%
Good	0	0.000%
Neither good nor poor	0	0.000%
Poor	0	0.000%
Very poor	0	0.000%
Do not know	0	0.000%

Very good Good Neither good nor poor Poor
Very poor Do not know



Experience	Amount	Percentage
Very good & Good	1	100.000%
Very poor & Poor	0	0.000%
Neither good nor poor & Do not know	0	0.000%

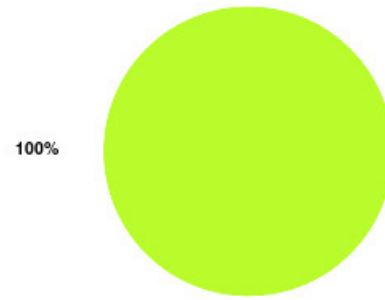


Sexual Health - Erectile Dysfunction (East Riding) Summary

Number of responses: 1

Experience	Amount	Percentage
Very good	1	100.000%
Good	0	0.000%
Neither good nor poor	0	0.000%
Poor	0	0.000%
Very poor	0	0.000%
Do not know	0	0.000%

Very good Good Neither good nor poor Poor
Very poor Do not know



Experience	Amount	Percentage
Very good & Good	1	100.000%
Very poor & Poor	0	0.000%
Neither good nor poor & Do not know	0	0.000%

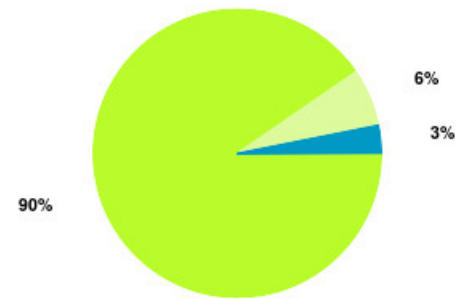


Sexual Health - Erectile Dysfunction (Hull) Summary

Number of responses: 31

Experience	Amount	Percentage
Very good	28	90.323%
Good	2	6.452%
Neither good nor poor	0	0.000%
Poor	0	0.000%
Very poor	0	0.000%
Do not know	1	3.226%

Very good Good Neither good nor poor Poor
Very poor Do not know



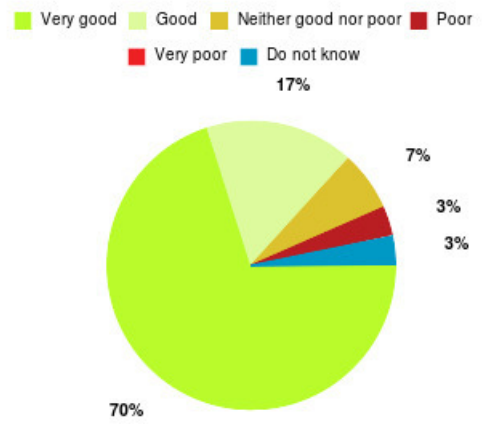
Experience	Amount	Percentage
Very good & Good	30	96.774%
Very poor & Poor	0	0.000%
Neither good nor poor & Do not know	1	3.226%



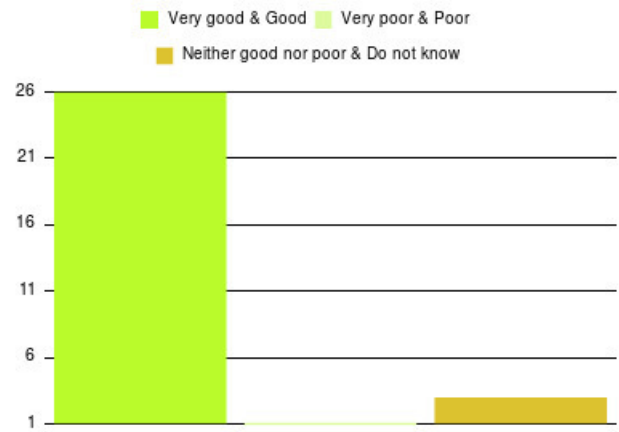
Sexual Health - GUM & Family Planning (East Riding) Summary

Number of responses: 30

Experience	Amount	Percentage
Very good	21	70.000%
Good	5	16.667%
Neither good nor poor	2	6.667%
Poor	1	3.333%
Very poor	0	0.000%
Do not know	1	3.333%



Experience	Amount	Percentage
Very good & Good	26	86.667%
Very poor & Poor	1	3.333%
Neither good nor poor & Do not know	3	10.000%

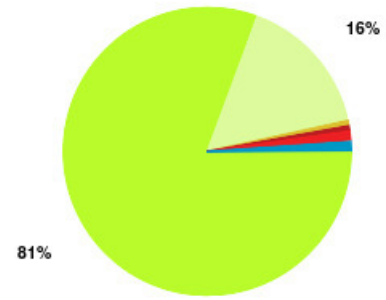


Sexual Health - GUM & Family Planning (Hull) Summary

Number of responses: 170

Experience	Amount	Percentage
Very good	137	80.588%
Good	27	15.882%
Neither good nor poor	1	0.588%
Poor	1	0.588%
Very poor	2	1.176%
Do not know	2	1.176%

■ Very good
 ■ Good
 ■ Neither good nor poor
 ■ Poor
 ■ Very poor
 ■ Do not know



Experience	Amount	Percentage
Very good & Good	164	96.471%
Very poor & Poor	3	1.765%
Neither good nor poor & Do not know	3	1.765%

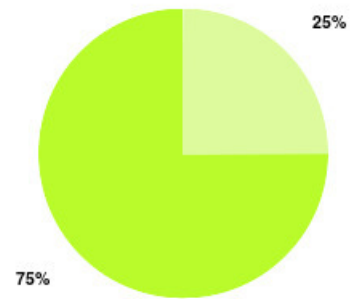


Sexual Health - Outreach (East Riding) Summary

Number of responses: 4

Experience	Amount	Percentage
Very good	3	75.000%
Good	1	25.000%
Neither good nor poor	0	0.000%
Poor	0	0.000%
Very poor	0	0.000%
Do not know	0	0.000%

■ Very good
 ■ Good
 ■ Neither good nor poor
 ■ Poor
 ■ Very poor
 ■ Do not know



Experience	Amount	Percentage
Very good & Good	4	100.000%
Very poor & Poor	0	0.000%
Neither good nor poor & Do not know	0	0.000%

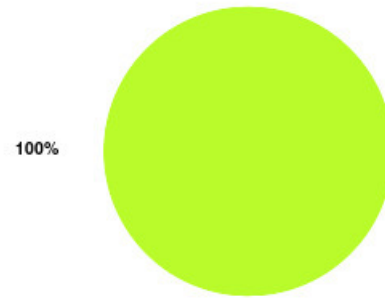


Sexual Health - Outreach (Hull) Summary

Number of responses: 1

Experience	Amount	Percentage
Very good	1	100.000%
Good	0	0.000%
Neither good nor poor	0	0.000%
Poor	0	0.000%
Very poor	0	0.000%
Do not know	0	0.000%

Very good Good Neither good nor poor Poor
Very poor Do not know



Experience	Amount	Percentage
Very good & Good	1	100.000%
Very poor & Poor	0	0.000%
Neither good nor poor & Do not know	0	0.000%

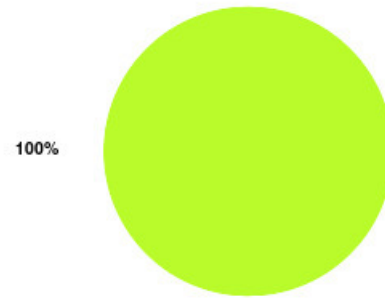


Sexual Health - Ultrasound (Hull) Summary

Number of responses: 3

Experience	Amount	Percentage
Very good	3	100.000%
Good	0	0.000%
Neither good nor poor	0	0.000%
Poor	0	0.000%
Very poor	0	0.000%
Do not know	0	0.000%

Very good Good Neither good nor poor Poor
Very poor Do not know



Experience	Amount	Percentage
Very good & Good	3	100.000%
Very poor & Poor	0	0.000%
Neither good nor poor & Do not know	0	0.000%

Very good & Good Very poor & Poor
Neither good nor poor & Do not know

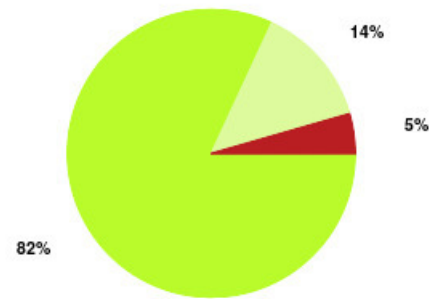


Sexual Health - Unplanned Pregnancy Service Summary

Number of responses: 22

Experience	Amount	Percentage
Very good	18	81.818%
Good	3	13.636%
Neither good nor poor	0	0.000%
Poor	1	4.545%
Very poor	0	0.000%
Do not know	0	0.000%

■ Very good
 ■ Good
 ■ Neither good nor poor
 ■ Poor
 ■ Very poor
 ■ Do not know



Experience	Amount	Percentage
Very good & Good	21	95.455%
Very poor & Poor	1	4.545%
Neither good nor poor & Do not know	0	0.000%




Sexual Health - Vasectomy (Hull) Summary

Number of responses: 109

Experience	Amount	Percentage
Very good	105	96.330%
Good	3	2.752%
Neither good nor poor	0	0.000%
Poor	0	0.000%
Very poor	0	0.000%
Do not know	1	0.917%

■ Very good
 ■ Good
 ■ Neither good nor poor
 ■ Poor
 ■ Very poor
 ■ Do not know



Experience	Amount	Percentage
Very good & Good	108	99.083%
Very poor & Poor	0	0.000%
Neither good nor poor & Do not know	1	0.917%



Sexual Health - Women's Health (East Riding) Summary

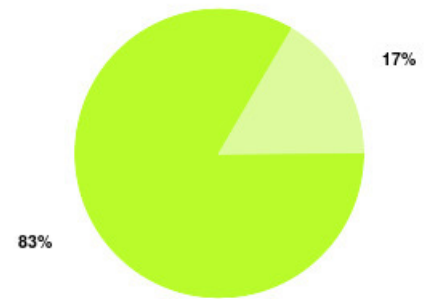
Number of responses: 0

Sexual Health - Women's Health (Hull) Summary

Number of responses: 96

Experience	Amount	Percentage
Very good	80	83.333%
Good	16	16.667%
Neither good nor poor	0	0.000%
Poor	0	0.000%
Very poor	0	0.000%
Do not know	0	0.000%

■ Very good
 ■ Good
 ■ Neither good nor poor
 ■ Poor
 ■ Very poor
 ■ Do not know



Experience	Amount	Percentage
Very good & Good	96	100.000%
Very poor & Poor	0	0.000%
Neither good nor poor & Do not know	0	0.000%

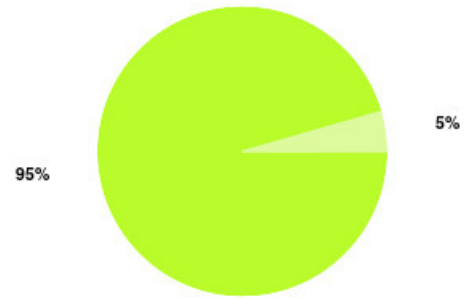


Smokefree (Knowsley) Summary

Number of responses: 22

Experience	Amount	Percentage
Very good	21	95.455%
Good	1	4.545%
Neither good nor poor	0	0.000%
Poor	0	0.000%
Very poor	0	0.000%
Do not know	0	0.000%

Very good Good Neither good nor poor Poor
Very poor Do not know



Experience	Amount	Percentage
Very good & Good	22	100.000%
Very poor & Poor	0	0.000%
Neither good nor poor & Do not know	0	0.000%

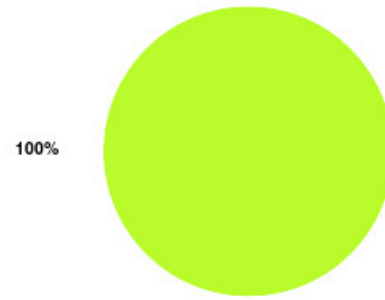


Smokefree (St Helens) Summary

Number of responses: 4

Experience	Amount	Percentage
Very good	4	100.000%
Good	0	0.000%
Neither good nor poor	0	0.000%
Poor	0	0.000%
Very poor	0	0.000%
Do not know	0	0.000%

Very good Good Neither good nor poor Poor
Very poor Do not know



Experience	Amount	Percentage
Very good & Good	4	100.000%
Very poor & Poor	0	0.000%
Neither good nor poor & Do not know	0	0.000%

Very good & Good Very poor & Poor
Neither good nor poor & Do not know



Specialist Palliative Care Services (EOL) Summary

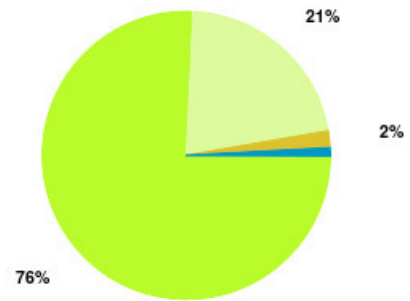
Number of responses: 0

Specialist Weight Management Services Summary

Number of responses: 107

Experience	Amount	Percentage
Very good	81	75.701%
Good	23	21.495%
Neither good nor poor	2	1.869%
Poor	0	0.000%
Very poor	0	0.000%
Do not know	1	0.935%

■ Very good
 ■ Good
 ■ Neither good nor poor
 ■ Poor
 ■ Very poor
 ■ Do not know



Experience	Amount	Percentage
Very good & Good	104	97.196%
Very poor & Poor	0	0.000%
Neither good nor poor & Do not know	3	2.804%

■ Very good & Good
 ■ Very poor & Poor
 ■ Neither good nor poor & Do not know

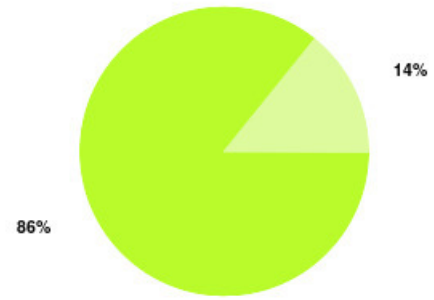


Speech and Language Therapy (East Riding) Summary

Number of responses: 7

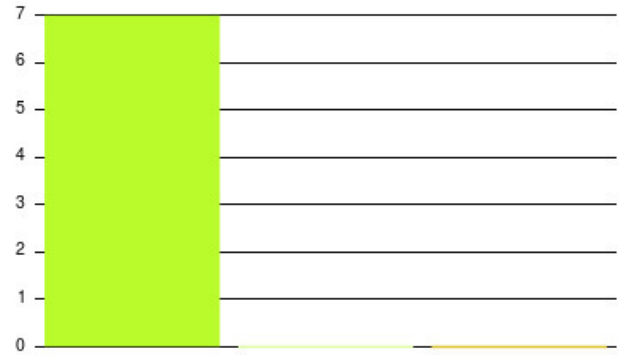
Experience	Amount	Percentage
Very good	6	85.714%
Good	1	14.286%
Neither good nor poor	0	0.000%
Poor	0	0.000%
Very poor	0	0.000%
Do not know	0	0.000%

■ Very good
 ■ Good
 ■ Neither good nor poor
 ■ Poor
 ■ Very poor
 ■ Do not know



Experience	Amount	Percentage
Very good & Good	7	100.000%
Very poor & Poor	0	0.000%
Neither good nor poor & Do not know	0	0.000%

■ Very good & Good
 ■ Very poor & Poor
 ■ Neither good nor poor & Do not know

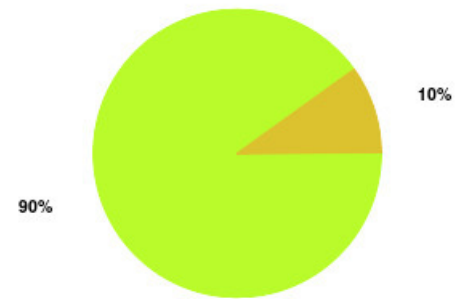


Speech and Language Therapy (Hull) Summary

Number of responses: 10

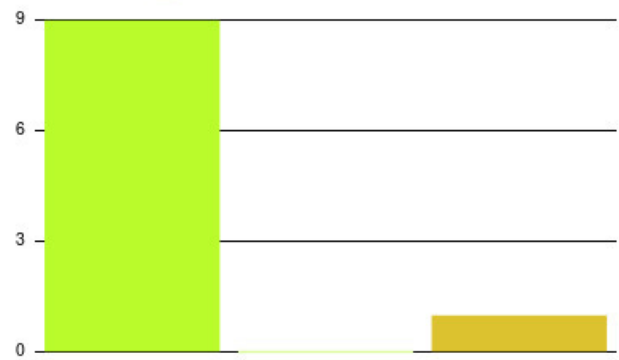
Experience	Amount	Percentage
Very good	9	90.000%
Good	0	0.000%
Neither good nor poor	1	10.000%
Poor	0	0.000%
Very poor	0	0.000%
Do not know	0	0.000%

Very good Good Neither good nor poor Poor
Very poor Do not know



Experience	Amount	Percentage
Very good & Good	9	90.000%
Very poor & Poor	0	0.000%
Neither good nor poor & Do not know	1	10.000%

Very good & Good Very poor & Poor
Neither good nor poor & Do not know

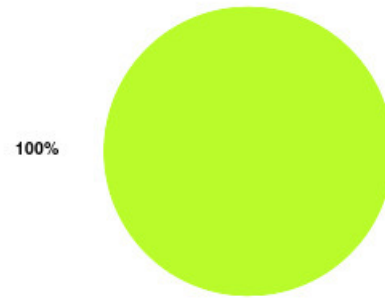


Story Street Walk In Summary

Number of responses: 5

Experience	Amount	Percentage
Very good	5	100.000%
Good	0	0.000%
Neither good nor poor	0	0.000%
Poor	0	0.000%
Very poor	0	0.000%
Do not know	0	0.000%

Very good Good Neither good nor poor Poor
Very poor Do not know



Experience	Amount	Percentage
Very good & Good	5	100.000%
Very poor & Poor	0	0.000%
Neither good nor poor & Do not know	0	0.000%

Very good & Good Very poor & Poor
Neither good nor poor & Do not know

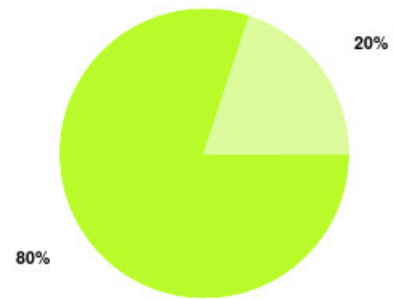


Stroke Team (East Riding) Summary

Number of responses: 15

Experience	Amount	Percentage
Very good	12	80.000%
Good	3	20.000%
Neither good nor poor	0	0.000%
Poor	0	0.000%
Very poor	0	0.000%
Do not know	0	0.000%

Very good Good Neither good nor poor Poor
Very poor Do not know



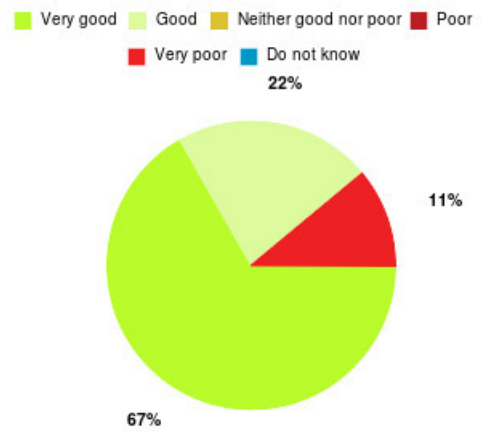
Experience	Amount	Percentage
Very good & Good	15	100.000%
Very poor & Poor	0	0.000%
Neither good nor poor & Do not know	0	0.000%



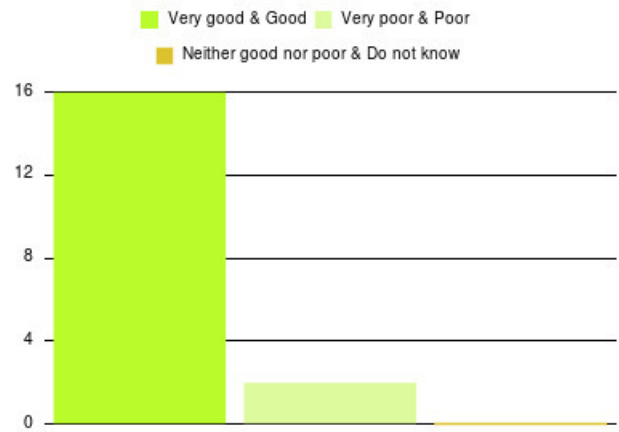
Stroke Team (Hull) Summary

Number of responses: 18

Experience	Amount	Percentage
Very good	12	66.667%
Good	4	22.222%
Neither good nor poor	0	0.000%
Poor	0	0.000%
Very poor	2	11.111%
Do not know	0	0.000%



Experience	Amount	Percentage
Very good & Good	16	88.889%
Very poor & Poor	2	11.111%
Neither good nor poor & Do not know	0	0.000%



TB Nursing Team - East Riding Summary

Number of responses: 0

TB Nursing Team - Hull Summary

Number of responses: 0

Telehealth Summary

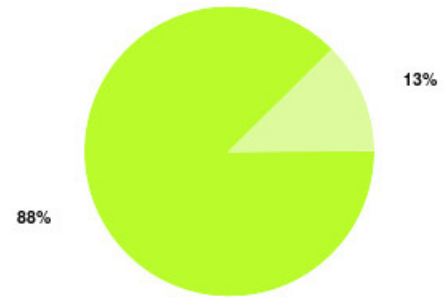
Number of responses: 0

Tier 3 Specialist Weight Management (SH) Summary

Number of responses: 8

Experience	Amount	Percentage
Very good	7	87.500%
Good	1	12.500%
Neither good nor poor	0	0.000%
Poor	0	0.000%
Very poor	0	0.000%
Do not know	0	0.000%

■ Very good
 ■ Good
 ■ Neither good nor poor
 ■ Poor
 ■ Very poor
 ■ Do not know



Experience	Amount	Percentage
Very good & Good	8	100.000%
Very poor & Poor	0	0.000%
Neither good nor poor & Do not know	0	0.000%



Treatment rooms (ER) Summary

Number of responses: 0

Treatment rooms (Hull) Summary

Number of responses: 0

Vaccination Bus Summary

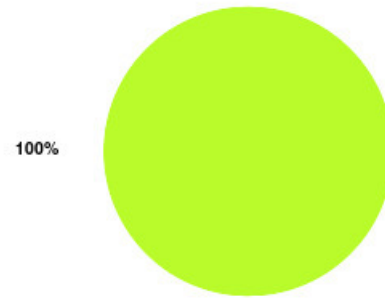
Number of responses: 0

Vaccination Centre Summary

Number of responses: 1

Experience	Amount	Percentage
Very good	1	100.000%
Good	0	0.000%
Neither good nor poor	0	0.000%
Poor	0	0.000%
Very poor	0	0.000%
Do not know	0	0.000%

Very good Good Neither good nor poor Poor
Very poor Do not know



Experience	Amount	Percentage
Very good & Good	1	100.000%
Very poor & Poor	0	0.000%
Neither good nor poor & Do not know	0	0.000%

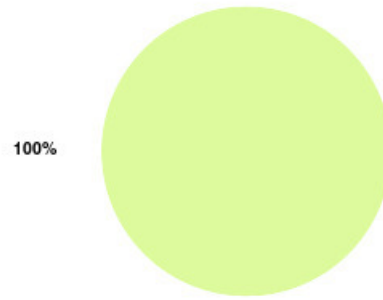


Volunteer Hub Summary

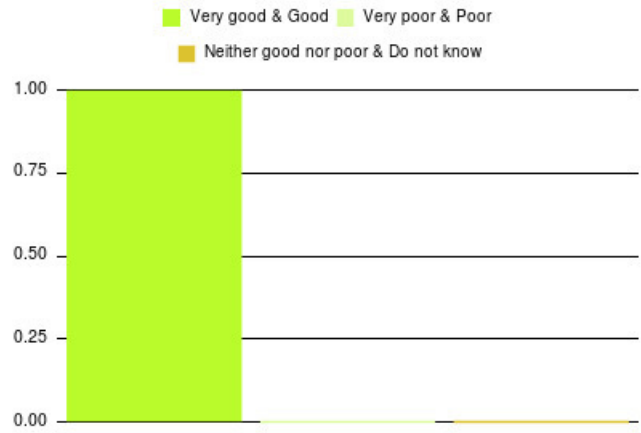
Number of responses: 1

Experience	Amount	Percentage
Very good	0	0.000%
Good	1	100.000%
Neither good nor poor	0	0.000%
Poor	0	0.000%
Very poor	0	0.000%
Do not know	0	0.000%

Very good Good Neither good nor poor Poor
Very poor Do not know



Experience	Amount	Percentage
Very good & Good	1	100.000%
Very poor & Poor	0	0.000%
Neither good nor poor & Do not know	0	0.000%



Volunteering (SH) Summary

Number of responses: 0

Walks Programme (SH) Summary

Number of responses: 0

Weightwise Extra (Childrens) Summary

Number of responses: 0

Wellbeing Liaison Service Summary

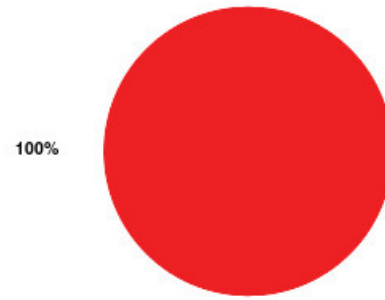
Number of responses: 0

Withernsea UTC Summary

Number of responses: 1

Experience	Amount	Percentage
Very good	0	0.000%
Good	0	0.000%
Neither good nor poor	0	0.000%
Poor	0	0.000%
Very poor	1	100.000%
Do not know	0	0.000%

Very good Good Neither good nor poor Poor
Very poor Do not know



Experience	Amount	Percentage
Very good & Good	0	0.000%
Very poor & Poor	1	100.000%
Neither good nor poor & Do not know	0	0.000%



Wound Clinic (Beverley) Summary

Number of responses: 0

Wound Clinic (Driffield) Summary

Number of responses: 0

Wound Clinic (Goole) Summary

Number of responses: 0

Wound clinic (Hessle) Summary

Number of responses: 0

Wound Clinic (Hornsea) Summary

Number of responses: 0

Wound Clinic (Macmillan Wolds - Bridlington) Summary

Number of responses: 0

Wound Clinic (Withernsea) Summary

Number of responses: 0
