

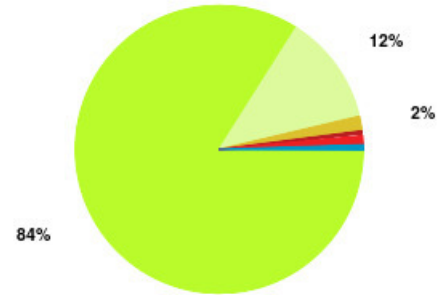
Monthly Report February 2022

Overall CHCP CIC Summary

Number of responses: 2197

Experience	Amount	Percentage
Very good	1843	83.887%
Good	271	12.335%
Neither good nor poor	36	1.639%
Poor	12	0.546%
Very poor	22	1.001%
Do not know	13	0.592%

Very good Good Neither good nor poor Poor
Very poor Do not know



Experience	Amount	Percentage
Very good & Good	2114	96.222%
Very poor & Poor	34	1.548%
Neither good nor poor & Do not know	49	2.230%

Very good & Good Very poor & Poor
Neither good nor poor & Do not know



Active Recovery Beds - ER Summary

Number of responses: 0

Anticoagulation Summary

Number of responses: 0

Beverley UTC Summary

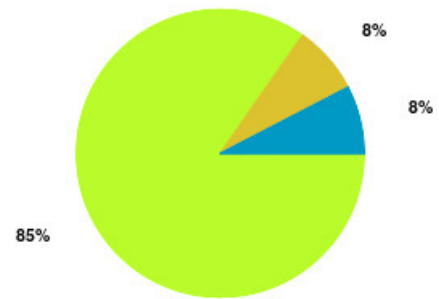
Number of responses: 0

Bladder and Bowel (East Riding) Summary

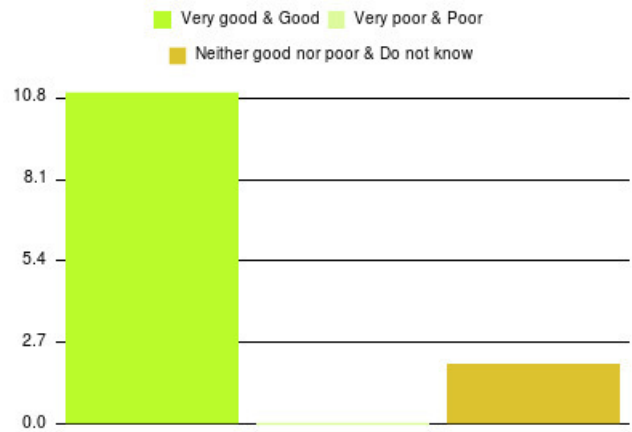
Number of responses: 13

Experience	Amount	Percentage
Very good	11	84.615%
Good	0	0.000%
Neither good nor poor	1	7.692%
Poor	0	0.000%
Very poor	0	0.000%
Do not know	1	7.692%

■ Very good
 ■ Good
 ■ Neither good nor poor
 ■ Poor
 ■ Very poor
 ■ Do not know



Experience	Amount	Percentage
Very good & Good	11	84.615%
Very poor & Poor	0	0.000%
Neither good nor poor & Do not know	2	15.385%

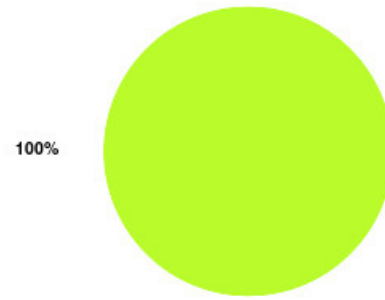


Bladder and Bowel (Hull) Summary

Number of responses: 8

Experience	Amount	Percentage
Very good	8	100.000%
Good	0	0.000%
Neither good nor poor	0	0.000%
Poor	0	0.000%
Very poor	0	0.000%
Do not know	0	0.000%

Very good Good Neither good nor poor Poor
Very poor Do not know



Experience	Amount	Percentage
Very good & Good	8	100.000%
Very poor & Poor	0	0.000%
Neither good nor poor & Do not know	0	0.000%

Very good & Good Very poor & Poor
Neither good nor poor & Do not know



Bridlington UTC Summary

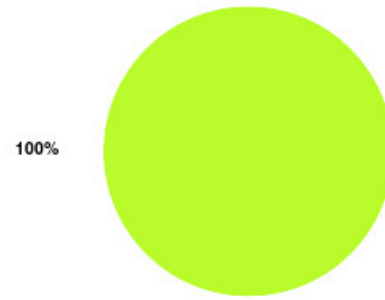
Number of responses: 0

Cardiac Rehab (East Riding) Summary

Number of responses: 3

Experience	Amount	Percentage
Very good	3	100.000%
Good	0	0.000%
Neither good nor poor	0	0.000%
Poor	0	0.000%
Very poor	0	0.000%
Do not know	0	0.000%

Very good Good Neither good nor poor Poor
Very poor Do not know



Experience	Amount	Percentage
Very good & Good	3	100.000%
Very poor & Poor	0	0.000%
Neither good nor poor & Do not know	0	0.000%

Very good & Good Very poor & Poor
Neither good nor poor & Do not know

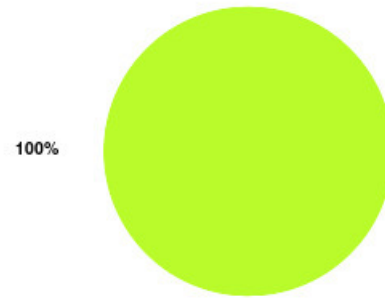


Cardiac Rehab (Hull) Summary

Number of responses: 14

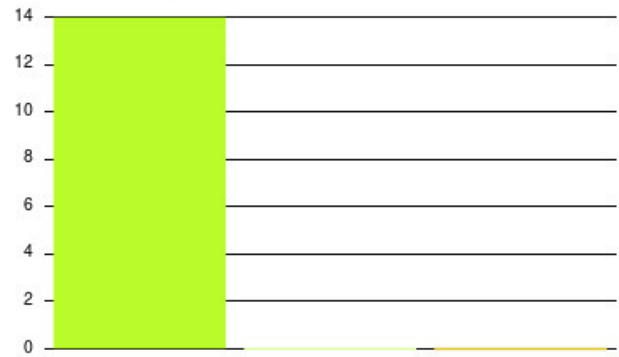
Experience	Amount	Percentage
Very good	14	100.000%
Good	0	0.000%
Neither good nor poor	0	0.000%
Poor	0	0.000%
Very poor	0	0.000%
Do not know	0	0.000%

Very good Good Neither good nor poor Poor
Very poor Do not know



Experience	Amount	Percentage
Very good & Good	14	100.000%
Very poor & Poor	0	0.000%
Neither good nor poor & Do not know	0	0.000%

Very good & Good Very poor & Poor
Neither good nor poor & Do not know



Care Co-ordination Hub (247111) Summary

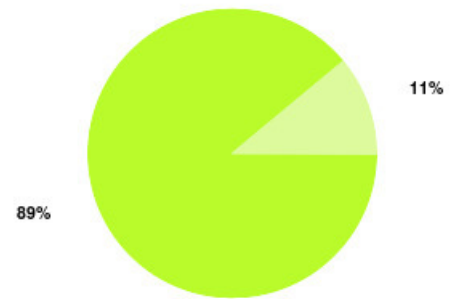
Number of responses: 0

Carers' Information and Support Service Summary

Number of responses: 18

Experience	Amount	Percentage
Very good	16	88.889%
Good	2	11.111%
Neither good nor poor	0	0.000%
Poor	0	0.000%
Very poor	0	0.000%
Do not know	0	0.000%

■ Very good
 ■ Good
 ■ Neither good nor poor
 ■ Poor
 ■ Very poor
 ■ Do not know



Experience	Amount	Percentage
Very good & Good	18	100.000%
Very poor & Poor	0	0.000%
Neither good nor poor & Do not know	0	0.000%

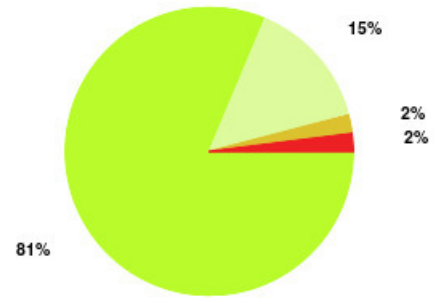


CHPL - Bransholme Summary

Number of responses: 48

Experience	Amount	Percentage
Very good	39	81.250%
Good	7	14.583%
Neither good nor poor	1	2.083%
Poor	0	0.000%
Very poor	1	2.083%
Do not know	0	0.000%

■ Very good
 ■ Good
 ■ Neither good nor poor
 ■ Poor
 ■ Very poor
 ■ Do not know



Experience	Amount	Percentage
Very good & Good	46	95.833%
Very poor & Poor	1	2.083%
Neither good nor poor & Do not know	1	2.083%

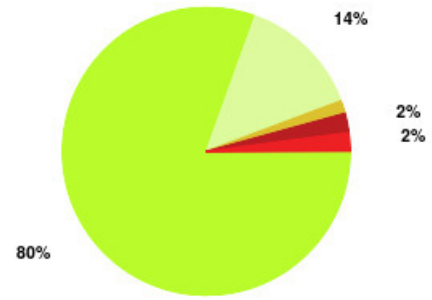


CHPL - Southcoates/Marfleet Summary

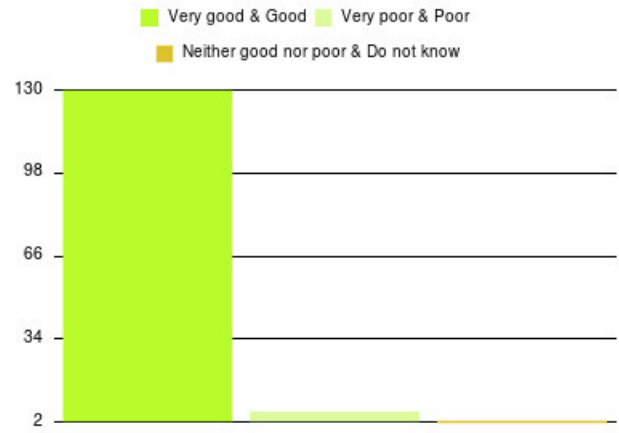
Number of responses: 138

Experience	Amount	Percentage
Very good	111	80.435%
Good	19	13.768%
Neither good nor poor	2	1.449%
Poor	3	2.174%
Very poor	3	2.174%
Do not know	0	0.000%

■ Very good
 ■ Good
 ■ Neither good nor poor
 ■ Poor
 ■ Very poor
 ■ Do not know



Experience	Amount	Percentage
Very good & Good	130	94.203%
Very poor & Poor	6	4.348%
Neither good nor poor & Do not know	2	1.449%



Community Activity programme (SH) Summary

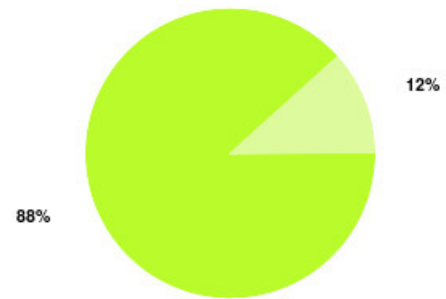
Number of responses: 0

Community Children's Nursing Services Summary

Number of responses: 34

Experience	Amount	Percentage
Very good	30	88.235%
Good	4	11.765%
Neither good nor poor	0	0.000%
Poor	0	0.000%
Very poor	0	0.000%
Do not know	0	0.000%

■ Very good
 ■ Good
 ■ Neither good nor poor
 ■ Poor
 ■ Very poor
 ■ Do not know



Experience	Amount	Percentage
Very good & Good	34	100.000%
Very poor & Poor	0	0.000%
Neither good nor poor & Do not know	0	0.000%

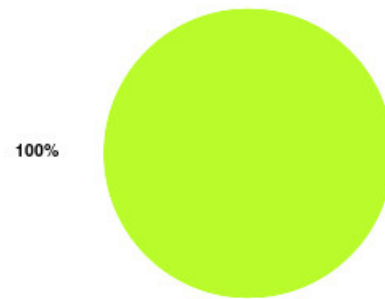


Community Food Team (SH) Summary

Number of responses: 5

Experience	Amount	Percentage
Very good	5	100.000%
Good	0	0.000%
Neither good nor poor	0	0.000%
Poor	0	0.000%
Very poor	0	0.000%
Do not know	0	0.000%

Very good Good Neither good nor poor Poor
Very poor Do not know



Experience	Amount	Percentage
Very good & Good	5	100.000%
Very poor & Poor	0	0.000%
Neither good nor poor & Do not know	0	0.000%

Very good & Good Very poor & Poor
Neither good nor poor & Do not know



Community Heart Failure Nursing Service ER Summary

Number of responses: 0

Community Heart Failure Nursing Service Hull Summary

Number of responses: 0

Community Nursing (ER) Summary

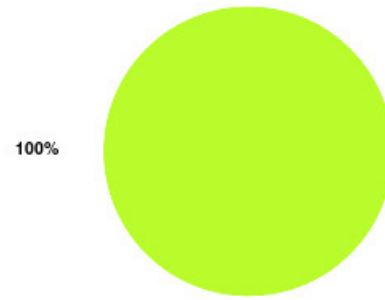
Number of responses: 0

Community Nursing (Hull) Summary

Number of responses: 2

Experience	Amount	Percentage
Very good	2	100.000%
Good	0	0.000%
Neither good nor poor	0	0.000%
Poor	0	0.000%
Very poor	0	0.000%
Do not know	0	0.000%

Very good Good Neither good nor poor Poor
Very poor Do not know



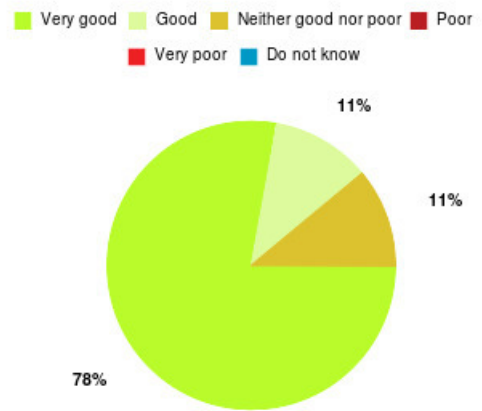
Experience	Amount	Percentage
Very good & Good	2	100.000%
Very poor & Poor	0	0.000%
Neither good nor poor & Do not know	0	0.000%



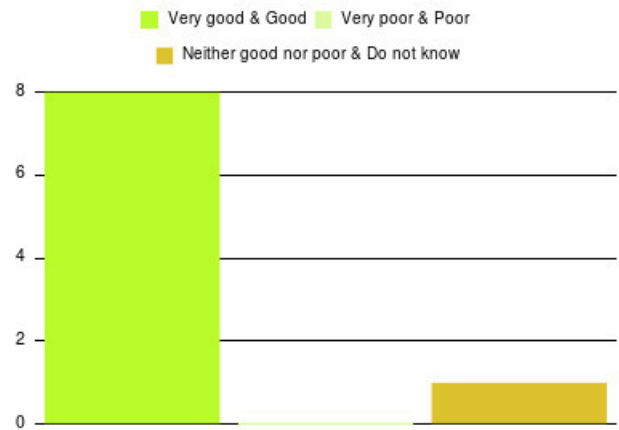
Community Rehab - Physiotherapy & Occupational Therapy (ER) Summary

Number of responses: 9

Experience	Amount	Percentage
Very good	7	77.778%
Good	1	11.111%
Neither good nor poor	1	11.111%
Poor	0	0.000%
Very poor	0	0.000%
Do not know	0	0.000%



Experience	Amount	Percentage
Very good & Good	8	88.889%
Very poor & Poor	0	0.000%
Neither good nor poor & Do not know	1	11.111%

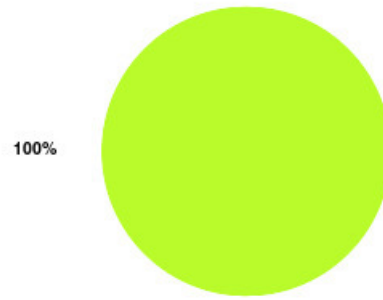


Community Rehab - Physiotherapy & Occupational Therapy (Hull) Summary

Number of responses: 5

Experience	Amount	Percentage
Very good	5	100.000%
Good	0	0.000%
Neither good nor poor	0	0.000%
Poor	0	0.000%
Very poor	0	0.000%
Do not know	0	0.000%

Very good Good Neither good nor poor Poor
Very poor Do not know



Experience	Amount	Percentage
Very good & Good	5	100.000%
Very poor & Poor	0	0.000%
Neither good nor poor & Do not know	0	0.000%

Very good & Good Very poor & Poor
Neither good nor poor & Do not know



Community Ward (ERCH) Summary

Number of responses: 0

Customer Services Summary

Number of responses: 0

Deep Vein Thrombosis Summary

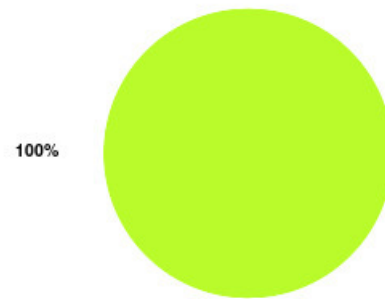
Number of responses: 0

Dental - Beverley PDS Summary

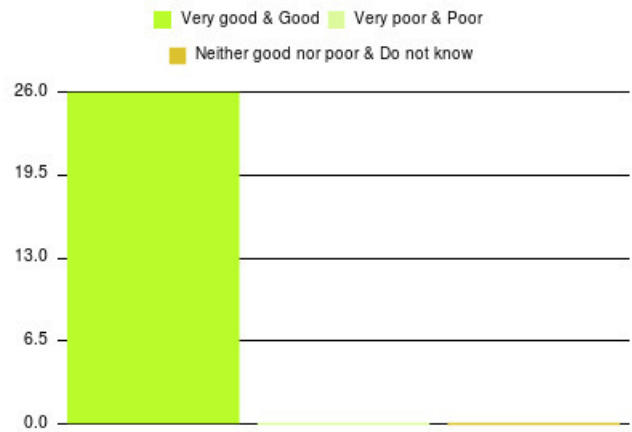
Number of responses: 26

Experience	Amount	Percentage
Very good	26	100.000%
Good	0	0.000%
Neither good nor poor	0	0.000%
Poor	0	0.000%
Very poor	0	0.000%
Do not know	0	0.000%

Very good Good Neither good nor poor Poor
Very poor Do not know



Experience	Amount	Percentage
Very good & Good	26	100.000%
Very poor & Poor	0	0.000%
Neither good nor poor & Do not know	0	0.000%

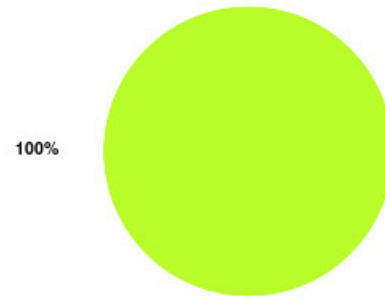


Dental - Bridlington CDS Summary

Number of responses: 11

Experience	Amount	Percentage
Very good	11	100.000%
Good	0	0.000%
Neither good nor poor	0	0.000%
Poor	0	0.000%
Very poor	0	0.000%
Do not know	0	0.000%

Very good Good Neither good nor poor Poor
Very poor Do not know



Experience	Amount	Percentage
Very good & Good	11	100.000%
Very poor & Poor	0	0.000%
Neither good nor poor & Do not know	0	0.000%

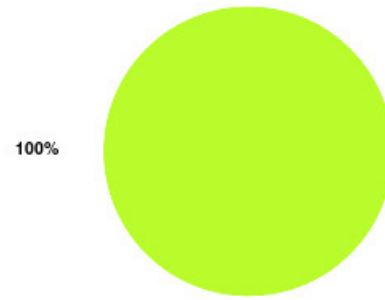


Dental - Driffield PDS Summary

Number of responses: 5


Experience	Amount	Percentage
Very good	5	100.000%
Good	0	0.000%
Neither good nor poor	0	0.000%
Poor	0	0.000%
Very poor	0	0.000%
Do not know	0	0.000%

Very good Good Neither good nor poor Poor
Very poor Do not know



Experience	Amount	Percentage
Very good & Good	5	100.000%
Very poor & Poor	0	0.000%
Neither good nor poor & Do not know	0	0.000%

Very good & Good Very poor & Poor
Neither good nor poor & Do not know

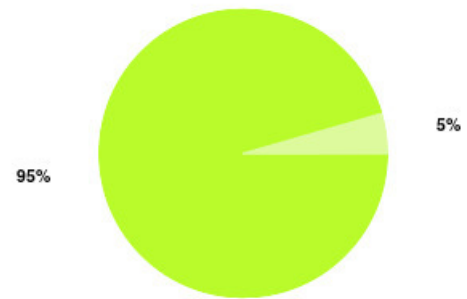


Dental - Goole CDS Summary

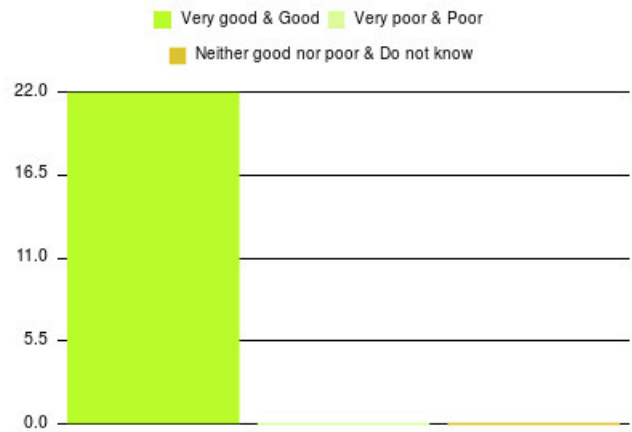
Number of responses: 22

Experience	Amount	Percentage
Very good	21	95.455%
Good	1	4.545%
Neither good nor poor	0	0.000%
Poor	0	0.000%
Very poor	0	0.000%
Do not know	0	0.000%

Very good Good Neither good nor poor Poor
Very poor Do not know



Experience	Amount	Percentage
Very good & Good	22	100.000%
Very poor & Poor	0	0.000%
Neither good nor poor & Do not know	0	0.000%

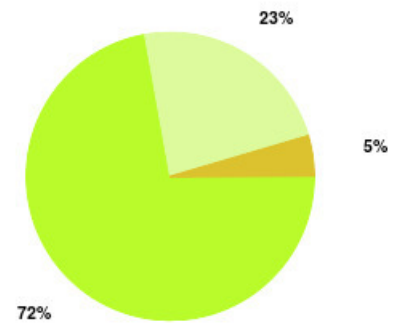


Dental - Goole PDS Summary

Number of responses: 43

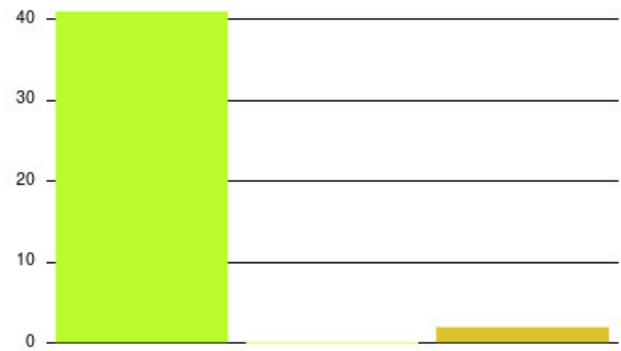
Experience	Amount	Percentage
Very good	31	72.093%
Good	10	23.256%
Neither good nor poor	2	4.651%
Poor	0	0.000%
Very poor	0	0.000%
Do not know	0	0.000%

■ Very good
 ■ Good
 ■ Neither good nor poor
 ■ Poor
 ■ Very poor
 ■ Do not know



Experience	Amount	Percentage
Very good & Good	41	95.349%
Very poor & Poor	0	0.000%
Neither good nor poor & Do not know	2	4.651%

■ Very good & Good
 ■ Very poor & Poor
 ■ Neither good nor poor & Do not know

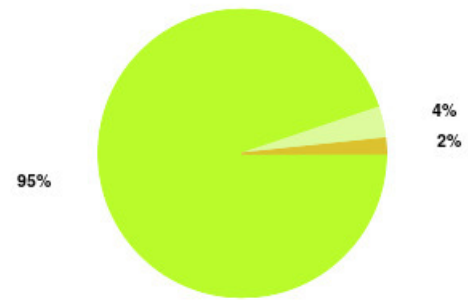


Dental - Highlands CDS Summary

Number of responses: 57

Experience	Amount	Percentage
Very good	54	94.737%
Good	2	3.509%
Neither good nor poor	1	1.754%
Poor	0	0.000%
Very poor	0	0.000%
Do not know	0	0.000%

■ Very good
 ■ Good
 ■ Neither good nor poor
 ■ Poor
 ■ Very poor
 ■ Do not know



Experience	Amount	Percentage
Very good & Good	56	98.246%
Very poor & Poor	0	0.000%
Neither good nor poor & Do not know	1	1.754%

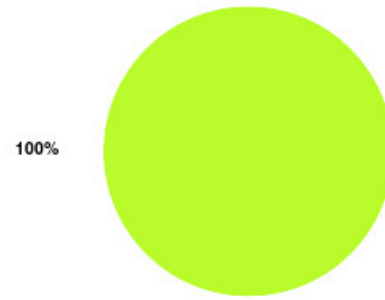


Dental - Jameson Street PDS Summary

Number of responses: 54

Experience	Amount	Percentage
Very good	54	100.000%
Good	0	0.000%
Neither good nor poor	0	0.000%
Poor	0	0.000%
Very poor	0	0.000%
Do not know	0	0.000%

Very good Good Neither good nor poor Poor
Very poor Do not know



Experience	Amount	Percentage
Very good & Good	54	100.000%
Very poor & Poor	0	0.000%
Neither good nor poor & Do not know	0	0.000%

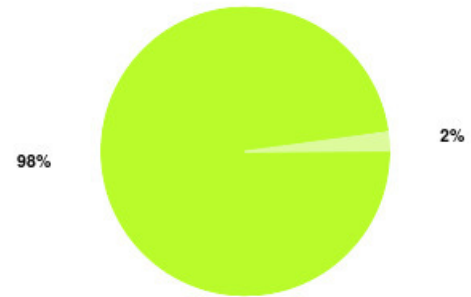


Dental - Orchard Park CDS Summary

Number of responses: 45

Experience	Amount	Percentage
Very good	44	97.778%
Good	1	2.222%
Neither good nor poor	0	0.000%
Poor	0	0.000%
Very poor	0	0.000%
Do not know	0	0.000%

Very good Good Neither good nor poor Poor
Very poor Do not know



Experience	Amount	Percentage
Very good & Good	45	100.000%
Very poor & Poor	0	0.000%
Neither good nor poor & Do not know	0	0.000%

Very good & Good Very poor & Poor
Neither good nor poor & Do not know

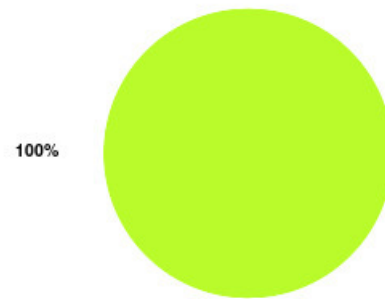


Dental - Pocklington PDS Summary

Number of responses: 13

Experience	Amount	Percentage
Very good	13	100.000%
Good	0	0.000%
Neither good nor poor	0	0.000%
Poor	0	0.000%
Very poor	0	0.000%
Do not know	0	0.000%

Very good Good Neither good nor poor Poor
Very poor Do not know



Experience	Amount	Percentage
Very good & Good	13	100.000%
Very poor & Poor	0	0.000%
Neither good nor poor & Do not know	0	0.000%

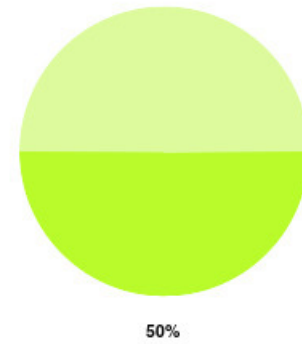


Dental - Withernsea PDS Summary

Number of responses: 4

Experience	Amount	Percentage
Very good	2	50.000%
Good	2	50.000%
Neither good nor poor	0	0.000%
Poor	0	0.000%
Very poor	0	0.000%
Do not know	0	0.000%

■ Very good
 ■ Good
 ■ Neither good nor poor
 ■ Poor
 ■ Very poor
 ■ Do not know



Experience	Amount	Percentage
Very good & Good	4	100.000%
Very poor & Poor	0	0.000%
Neither good nor poor & Do not know	0	0.000%



Diabetes Podiatry Summary

Number of responses: 0

Diabetes Service (East Riding) Summary

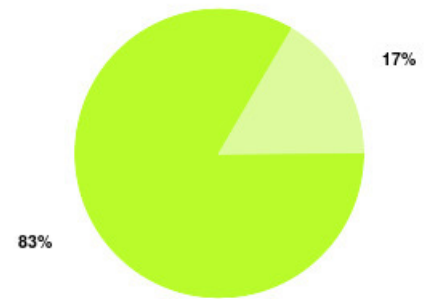
Number of responses: 0

Dietetics (East Riding) Summary

Number of responses: 12

Experience	Amount	Percentage
Very good	10	83.333%
Good	2	16.667%
Neither good nor poor	0	0.000%
Poor	0	0.000%
Very poor	0	0.000%
Do not know	0	0.000%

Very good Good Neither good nor poor Poor
Very poor Do not know



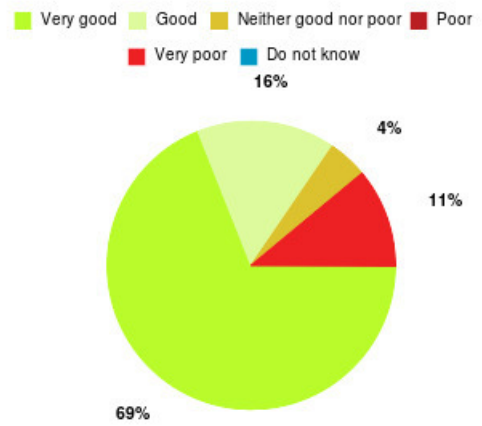
Experience	Amount	Percentage
Very good & Good	12	100.000%
Very poor & Poor	0	0.000%
Neither good nor poor & Do not know	0	0.000%



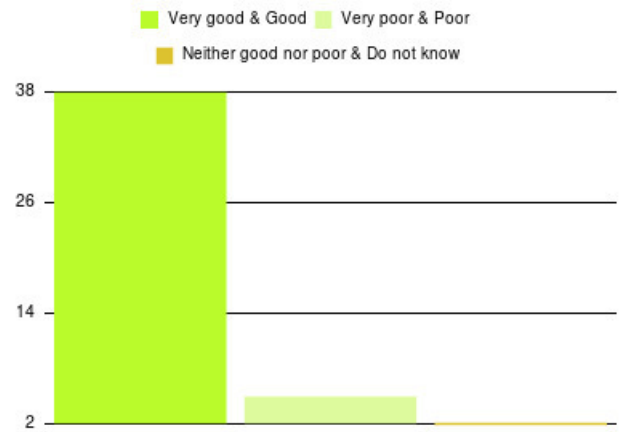
Dietetics (Hull) Summary

Number of responses: 45

Experience	Amount	Percentage
Very good	31	68.889%
Good	7	15.556%
Neither good nor poor	2	4.444%
Poor	0	0.000%
Very poor	5	11.111%
Do not know	0	0.000%



Experience	Amount	Percentage
Very good & Good	38	84.444%
Very poor & Poor	5	11.111%
Neither good nor poor & Do not know	2	4.444%



East Riding Frailty Team Summary

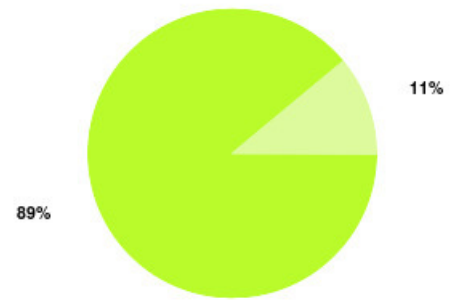
Number of responses: 0

Eating Disorders Summary

Number of responses: 9

Experience	Amount	Percentage
Very good	8	88.889%
Good	1	11.111%
Neither good nor poor	0	0.000%
Poor	0	0.000%
Very poor	0	0.000%
Do not know	0	0.000%

Very good Good Neither good nor poor Poor
Very poor Do not know



Experience	Amount	Percentage
Very good & Good	9	100.000%
Very poor & Poor	0	0.000%
Neither good nor poor & Do not know	0	0.000%

Very good & Good Very poor & Poor
Neither good nor poor & Do not know



EMPOWER Summary

Number of responses: 0

ER Tissue Viability Summary

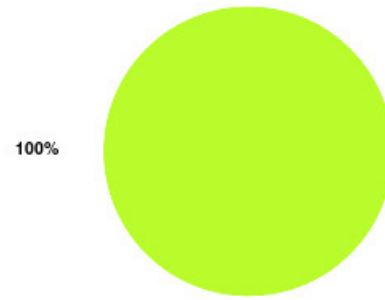
Number of responses: 0

Falls Team (East Riding) Summary

Number of responses: 4

Experience	Amount	Percentage
Very good	4	100.000%
Good	0	0.000%
Neither good nor poor	0	0.000%
Poor	0	0.000%
Very poor	0	0.000%
Do not know	0	0.000%

Very good Good Neither good nor poor Poor
Very poor Do not know



Experience	Amount	Percentage
Very good & Good	4	100.000%
Very poor & Poor	0	0.000%
Neither good nor poor & Do not know	0	0.000%

Very good & Good Very poor & Poor
Neither good nor poor & Do not know

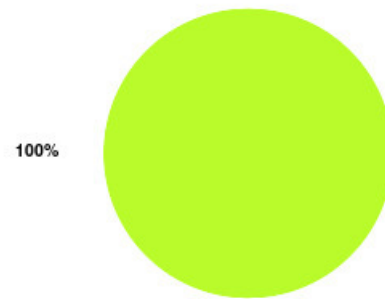


Falls Team (Hull) Summary

Number of responses: 2

Experience	Amount	Percentage
Very good	2	100.000%
Good	0	0.000%
Neither good nor poor	0	0.000%
Poor	0	0.000%
Very poor	0	0.000%
Do not know	0	0.000%

Very good Good Neither good nor poor Poor
Very poor Do not know



Experience	Amount	Percentage
Very good & Good	2	100.000%
Very poor & Poor	0	0.000%
Neither good nor poor & Do not know	0	0.000%



Fit4All Team (SH) Summary

Number of responses: 0

Flu Immunisation (ERY) Summary

Number of responses: 0

Gastroenterology Summary

Number of responses: 0

Goole UTC Summary

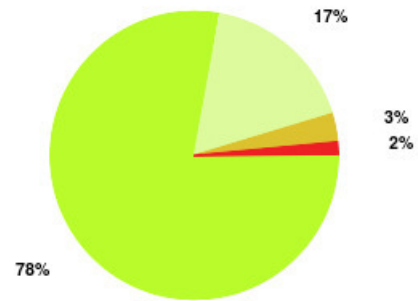
Number of responses: 0

GP - East Park Surgery Summary

Number of responses: 63


Experience	Amount	Percentage
Very good	49	77.778%
Good	11	17.460%
Neither good nor poor	2	3.175%
Poor	0	0.000%
Very poor	1	1.587%
Do not know	0	0.000%

■ Very good
 ■ Good
 ■ Neither good nor poor
 ■ Poor
 ■ Very poor
 ■ Do not know



Experience	Amount	Percentage
Very good & Good	60	95.238%
Very poor & Poor	1	1.587%
Neither good nor poor & Do not know	2	3.175%

■ Very good & Good
 ■ Very poor & Poor
 ■ Neither good nor poor & Do not know

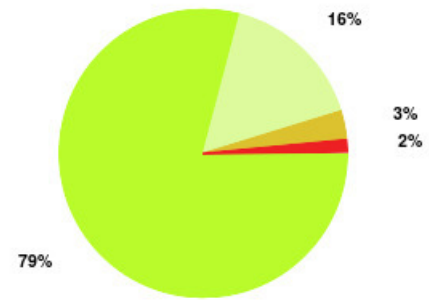


GP - Kingston Practice Summary

Number of responses: 62

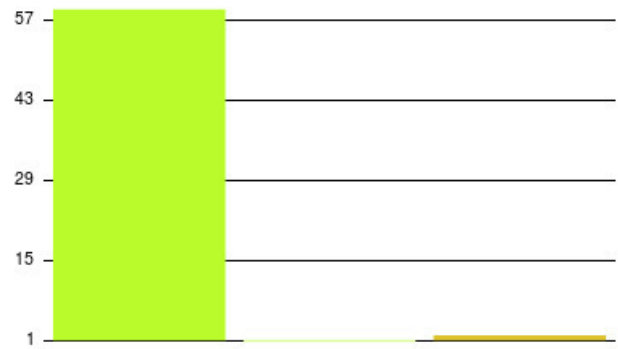
Experience	Amount	Percentage
Very good	49	79.032%
Good	10	16.129%
Neither good nor poor	2	3.226%
Poor	0	0.000%
Very poor	1	1.613%
Do not know	0	0.000%

■ Very good
 ■ Good
 ■ Neither good nor poor
 ■ Poor
 ■ Very poor
 ■ Do not know



Experience	Amount	Percentage
Very good & Good	59	95.161%
Very poor & Poor	1	1.613%
Neither good nor poor & Do not know	2	3.226%

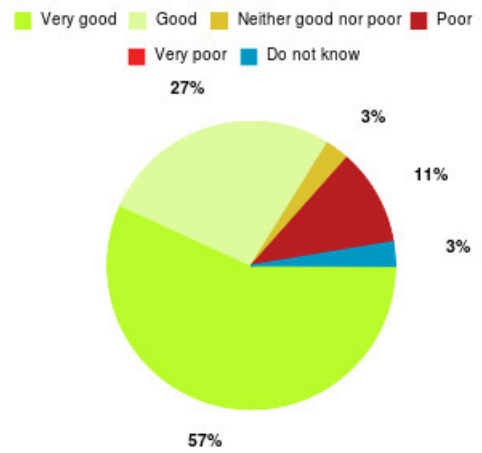
■ Very good & Good
 ■ Very poor & Poor
 ■ Neither good nor poor & Do not know



GP - Riverside Practice Summary

Number of responses: 37

Experience	Amount	Percentage
Very good	21	56.757%
Good	10	27.027%
Neither good nor poor	1	2.703%
Poor	4	10.811%
Very poor	0	0.000%
Do not know	1	2.703%



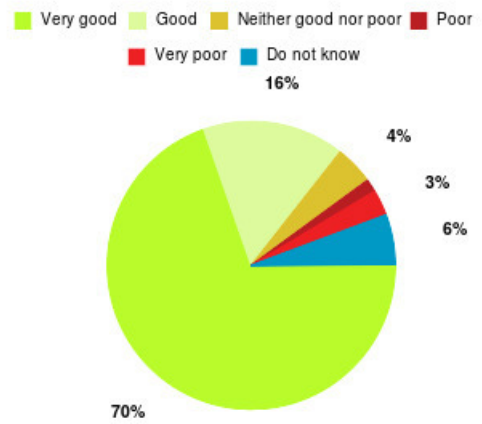
Experience	Amount	Percentage
Very good & Good	31	83.784%
Very poor & Poor	4	10.811%
Neither good nor poor & Do not know	2	5.405%



GP - The Quays Summary

Number of responses: 69

Experience	Amount	Percentage
Very good	48	69.565%
Good	11	15.942%
Neither good nor poor	3	4.348%
Poor	1	1.449%
Very poor	2	2.899%
Do not know	4	5.797%



Experience	Amount	Percentage
Very good & Good	59	85.507%
Very poor & Poor	3	4.348%
Neither good nor poor & Do not know	7	10.145%



GP - Wolds View Primary Care Centre Summary

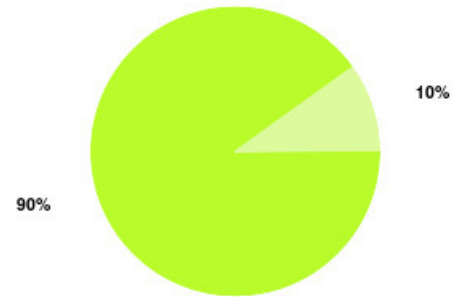
Number of responses: 0

Health & Development Worker Summary

Number of responses: 10

Experience	Amount	Percentage
Very good	9	90.000%
Good	1	10.000%
Neither good nor poor	0	0.000%
Poor	0	0.000%
Very poor	0	0.000%
Do not know	0	0.000%

Very good Good Neither good nor poor Poor
Very poor Do not know



Experience	Amount	Percentage
Very good & Good	10	100.000%
Very poor & Poor	0	0.000%
Neither good nor poor & Do not know	0	0.000%

Very good & Good Very poor & Poor
Neither good nor poor & Do not know

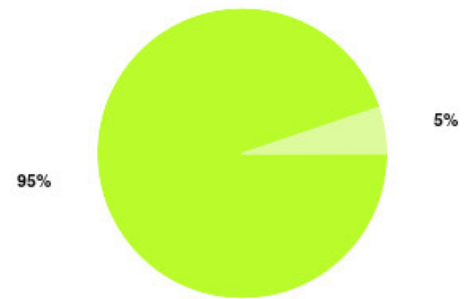


Health & Wellbeing Service - Primary Care Summary

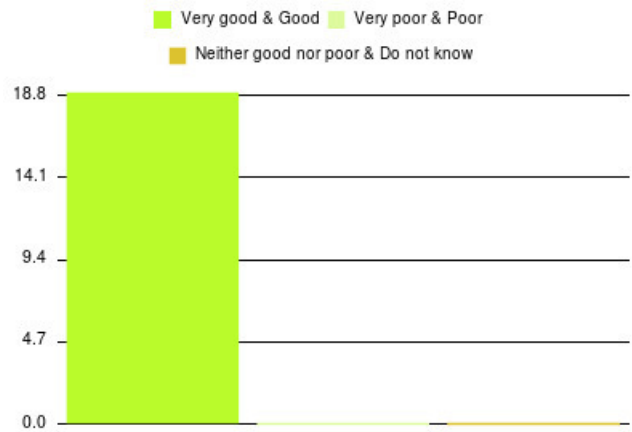
Number of responses: 19

Experience	Amount	Percentage
Very good	18	94.737%
Good	1	5.263%
Neither good nor poor	0	0.000%
Poor	0	0.000%
Very poor	0	0.000%
Do not know	0	0.000%

Very good Good Neither good nor poor Poor
Very poor Do not know



Experience	Amount	Percentage
Very good & Good	19	100.000%
Very poor & Poor	0	0.000%
Neither good nor poor & Do not know	0	0.000%



Health Checks (SH) Summary

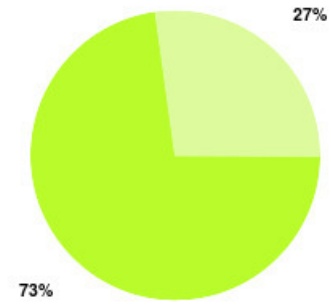
Number of responses: 0

Health Trainers (inc Social Prescribing) SH Summary

Number of responses: 11

Experience	Amount	Percentage
Very good	8	72.727%
Good	3	27.273%
Neither good nor poor	0	0.000%
Poor	0	0.000%
Very poor	0	0.000%
Do not know	0	0.000%

■ Very good
 ■ Good
 ■ Neither good nor poor
 ■ Poor
 ■ Very poor
 ■ Do not know



Experience	Amount	Percentage
Very good & Good	11	100.000%
Very poor & Poor	0	0.000%
Neither good nor poor & Do not know	0	0.000%



Health Visiting Summary

Number of responses: 0

Healthy Hull Summary

Number of responses: 0

Healthy St Helens Summary

Number of responses: 0

HERCH20 Summary

Number of responses: 0

Home Oxygen Service (East Riding) Summary

Number of responses: 0

Home Oxygen Service (Hull) Summary

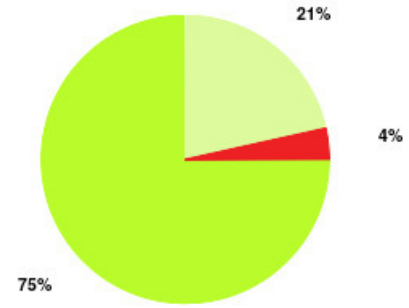
Number of responses: 0

Hull and East Riding Accelerated Lower Limb (HEAL) Pathway Summary

Number of responses: 28

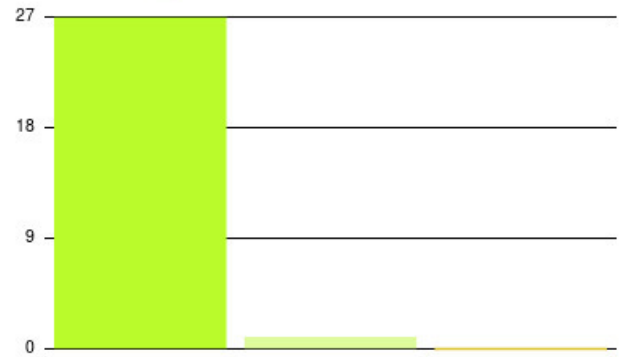
Experience	Amount	Percentage
Very good	21	75.000%
Good	6	21.429%
Neither good nor poor	0	0.000%
Poor	0	0.000%
Very poor	1	3.571%
Do not know	0	0.000%

■ Very good
 ■ Good
 ■ Neither good nor poor
 ■ Poor
 ■ Very poor
 ■ Do not know



Experience	Amount	Percentage
Very good & Good	27	96.429%
Very poor & Poor	1	3.571%
Neither good nor poor & Do not know	0	0.000%

■ Very good & Good
 ■ Very poor & Poor
 ■ Neither good nor poor & Do not know



Hull Complex Wounds Summary

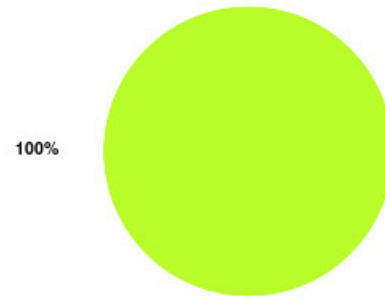
Number of responses: 0

Hull First Falls Summary

Number of responses: 13

Experience	Amount	Percentage
Very good	13	100.000%
Good	0	0.000%
Neither good nor poor	0	0.000%
Poor	0	0.000%
Very poor	0	0.000%
Do not know	0	0.000%

Very good Good Neither good nor poor Poor
Very poor Do not know



Experience	Amount	Percentage
Very good & Good	13	100.000%
Very poor & Poor	0	0.000%
Neither good nor poor & Do not know	0	0.000%

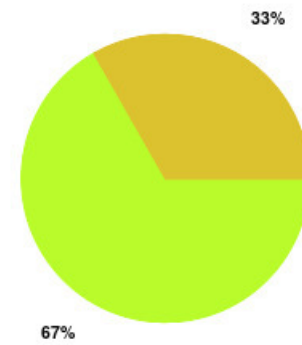


Hull Urgent Care Summary

Number of responses: 3

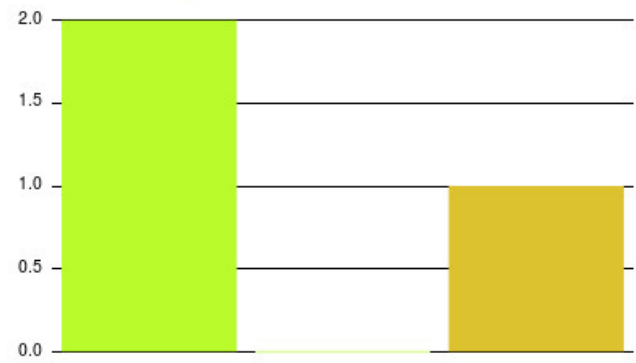
Experience	Amount	Percentage
Very good	2	66.667%
Good	0	0.000%
Neither good nor poor	1	33.333%
Poor	0	0.000%
Very poor	0	0.000%
Do not know	0	0.000%

■ Very good
 ■ Good
 ■ Neither good nor poor
 ■ Poor
 ■ Very poor
 ■ Do not know



Experience	Amount	Percentage
Very good & Good	2	66.667%
Very poor & Poor	0	0.000%
Neither good nor poor & Do not know	1	33.333%

■ Very good & Good
 ■ Very poor & Poor
 ■ Neither good nor poor & Do not know



IMPS Summary

Number of responses: 0

Infant Feeding Co-ordinator Summary

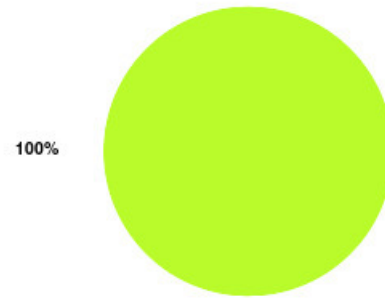
Number of responses: 0

Infant Feeding Service (SH) Summary

Number of responses: 6

Experience	Amount	Percentage
Very good	6	100.000%
Good	0	0.000%
Neither good nor poor	0	0.000%
Poor	0	0.000%
Very poor	0	0.000%
Do not know	0	0.000%

Very good Good Neither good nor poor Poor
Very poor Do not know



Experience	Amount	Percentage
Very good & Good	6	100.000%
Very poor & Poor	0	0.000%
Neither good nor poor & Do not know	0	0.000%

Very good & Good Very poor & Poor
Neither good nor poor & Do not know

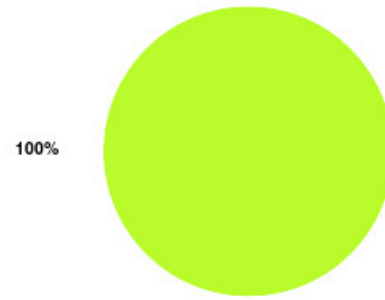


Intermediate Care Summary

Number of responses: 1

Experience	Amount	Percentage
Very good	1	100.000%
Good	0	0.000%
Neither good nor poor	0	0.000%
Poor	0	0.000%
Very poor	0	0.000%
Do not know	0	0.000%

Very good Good Neither good nor poor Poor
Very poor Do not know



Experience	Amount	Percentage
Very good & Good	1	100.000%
Very poor & Poor	0	0.000%
Neither good nor poor & Do not know	0	0.000%



Intermediate Care (ER) Summary

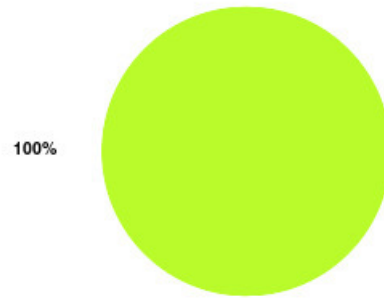
Number of responses: 0

Jean Bishop ICC Summary

Number of responses: 79


Experience	Amount	Percentage
Very good	79	100.000%
Good	0	0.000%
Neither good nor poor	0	0.000%
Poor	0	0.000%
Very poor	0	0.000%
Do not know	0	0.000%

Very good Good Neither good nor poor Poor
Very poor Do not know



Experience	Amount	Percentage
Very good & Good	79	100.000%
Very poor & Poor	0	0.000%
Neither good nor poor & Do not know	0	0.000%

Very good & Good Very poor & Poor
Neither good nor poor & Do not know

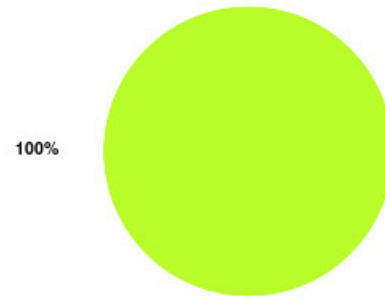


Let's Talk (Hull) Summary

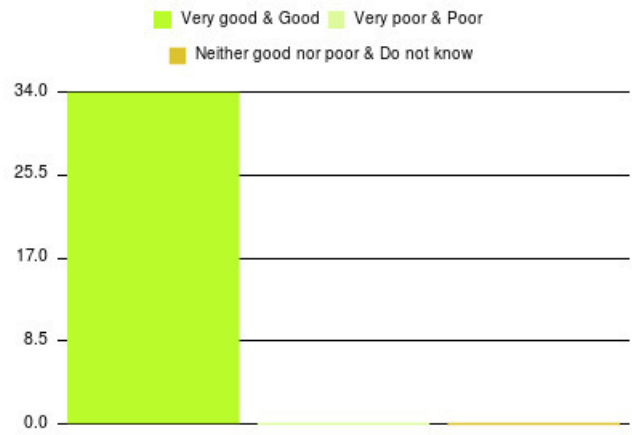
Number of responses: 34

Experience	Amount	Percentage
Very good	34	100.000%
Good	0	0.000%
Neither good nor poor	0	0.000%
Poor	0	0.000%
Very poor	0	0.000%
Do not know	0	0.000%

Very good Good Neither good nor poor Poor
Very poor Do not know



Experience	Amount	Percentage
Very good & Good	34	100.000%
Very poor & Poor	0	0.000%
Neither good nor poor & Do not know	0	0.000%



Let's Talk - Cruse Summary

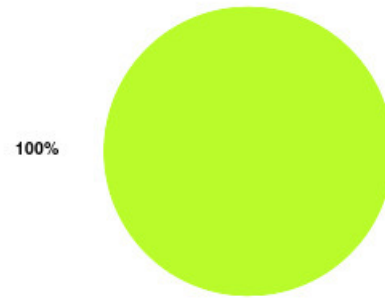
Number of responses: 0

Let's Talk - Focus Counselling Summary

Number of responses: 8

Experience	Amount	Percentage
Very good	8	100.000%
Good	0	0.000%
Neither good nor poor	0	0.000%
Poor	0	0.000%
Very poor	0	0.000%
Do not know	0	0.000%

Very good Good Neither good nor poor Poor
Very poor Do not know



Experience	Amount	Percentage
Very good & Good	8	100.000%
Very poor & Poor	0	0.000%
Neither good nor poor & Do not know	0	0.000%

Very good & Good Very poor & Poor
Neither good nor poor & Do not know

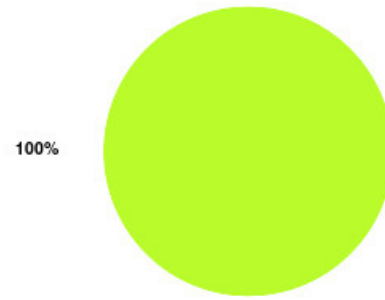


Let's Talk - Good Day Therapy Summary

Number of responses: 1

Experience	Amount	Percentage
Very good	1	100.000%
Good	0	0.000%
Neither good nor poor	0	0.000%
Poor	0	0.000%
Very poor	0	0.000%
Do not know	0	0.000%

Very good Good Neither good nor poor Poor
Very poor Do not know



Experience	Amount	Percentage
Very good & Good	1	100.000%
Very poor & Poor	0	0.000%
Neither good nor poor & Do not know	0	0.000%



Let's Talk - HEY Mind Summary

Number of responses: 0

Let's Talk - House of Light Summary

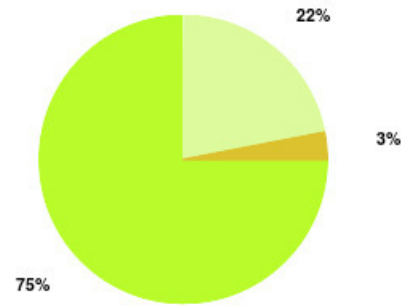
Number of responses: 0

Let's Talk - Joan Pickard Ltd Summary

Number of responses: 32

Experience	Amount	Percentage
Very good	24	75.000%
Good	7	21.875%
Neither good nor poor	1	3.125%
Poor	0	0.000%
Very poor	0	0.000%
Do not know	0	0.000%

■ Very good
 ■ Good
 ■ Neither good nor poor
 ■ Poor
 ■ Very poor
 ■ Do not know



Experience	Amount	Percentage
Very good & Good	31	96.875%
Very poor & Poor	0	0.000%
Neither good nor poor & Do not know	1	3.125%



Let's Talk - Relate Summary

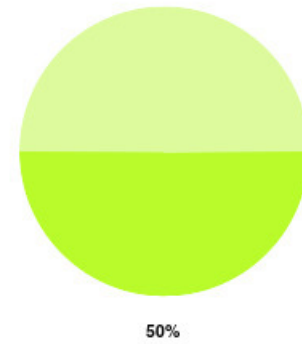
Number of responses: 0

Let's Talk - S2BH Summary

Number of responses: 2

Experience	Amount	Percentage
Very good	1	50.000%
Good	1	50.000%
Neither good nor poor	0	0.000%
Poor	0	0.000%
Very poor	0	0.000%
Do not know	0	0.000%

■ Very good
 ■ Good
 ■ Neither good nor poor
 ■ Poor
 ■ Very poor
 ■ Do not know



Experience	Amount	Percentage
Very good & Good	2	100.000%
Very poor & Poor	0	0.000%
Neither good nor poor & Do not know	0	0.000%

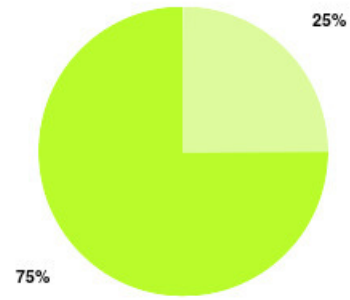


Let's Talk - Temenos Summary

Number of responses: 4


Experience	Amount	Percentage
Very good	3	75.000%
Good	1	25.000%
Neither good nor poor	0	0.000%
Poor	0	0.000%
Very poor	0	0.000%
Do not know	0	0.000%

Very good Good Neither good nor poor Poor
Very poor Do not know



Experience	Amount	Percentage
Very good & Good	4	100.000%
Very poor & Poor	0	0.000%
Neither good nor poor & Do not know	0	0.000%

Very good & Good Very poor & Poor
Neither good nor poor & Do not know



Lifestyle Referral (SH) Summary

Number of responses: 0

Local Outbreak Team Summary

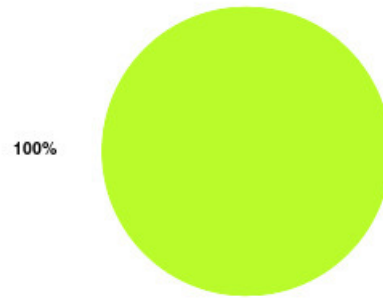
Number of responses: 0

Looked After Children Summary

Number of responses: 2

Experience	Amount	Percentage
Very good	2	100.000%
Good	0	0.000%
Neither good nor poor	0	0.000%
Poor	0	0.000%
Very poor	0	0.000%
Do not know	0	0.000%

Very good Good Neither good nor poor Poor
Very poor Do not know



Experience	Amount	Percentage
Very good & Good	2	100.000%
Very poor & Poor	0	0.000%
Neither good nor poor & Do not know	0	0.000%

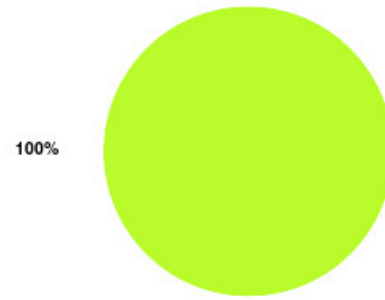


Lymphoedema Summary

Number of responses: 1

Experience	Amount	Percentage
Very good	1	100.000%
Good	0	0.000%
Neither good nor poor	0	0.000%
Poor	0	0.000%
Very poor	0	0.000%
Do not know	0	0.000%

Very good Good Neither good nor poor Poor
Very poor Do not know



Experience	Amount	Percentage
Very good & Good	1	100.000%
Very poor & Poor	0	0.000%
Neither good nor poor & Do not know	0	0.000%



Macmillan Wolds Unit (Bridlington) Summary

Number of responses: 0

Medicines Management - Care Home Service Summary

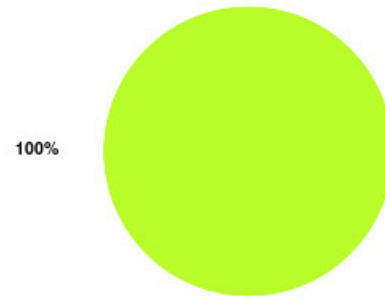
Number of responses: 0

Mental Health Team (SH) Summary

Number of responses: 1

Experience	Amount	Percentage
Very good	1	100.000%
Good	0	0.000%
Neither good nor poor	0	0.000%
Poor	0	0.000%
Very poor	0	0.000%
Do not know	0	0.000%

Very good Good Neither good nor poor Poor
Very poor Do not know



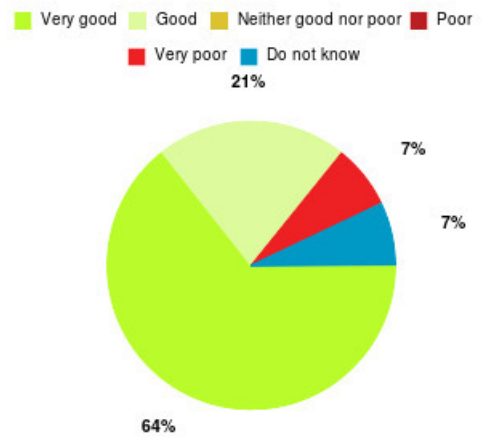
Experience	Amount	Percentage
Very good & Good	1	100.000%
Very poor & Poor	0	0.000%
Neither good nor poor & Do not know	0	0.000%



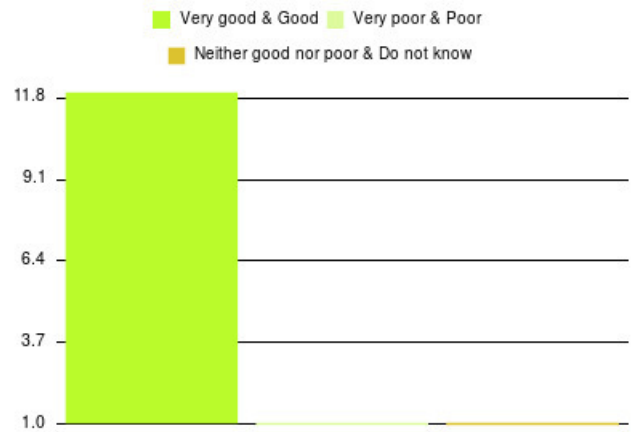
MSK Physiotherapy Summary

Number of responses: 14

Experience	Amount	Percentage
Very good	9	64.286%
Good	3	21.429%
Neither good nor poor	0	0.000%
Poor	0	0.000%
Very poor	1	7.143%
Do not know	1	7.143%



Experience	Amount	Percentage
Very good & Good	12	85.714%
Very poor & Poor	1	7.143%
Neither good nor poor & Do not know	1	7.143%

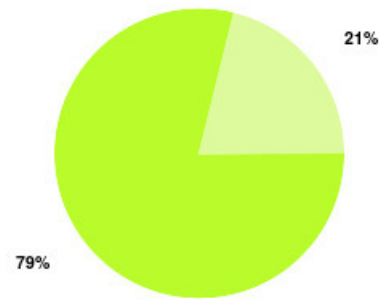


MSK Physiotherapy - Alfred Bean Hospital Summary

Number of responses: 33

Experience	Amount	Percentage
Very good	26	78.788%
Good	7	21.212%
Neither good nor poor	0	0.000%
Poor	0	0.000%
Very poor	0	0.000%
Do not know	0	0.000%

■ Very good
 ■ Good
 ■ Neither good nor poor
 ■ Poor
 ■ Very poor
 ■ Do not know



Experience	Amount	Percentage
Very good & Good	33	100.000%
Very poor & Poor	0	0.000%
Neither good nor poor & Do not know	0	0.000%

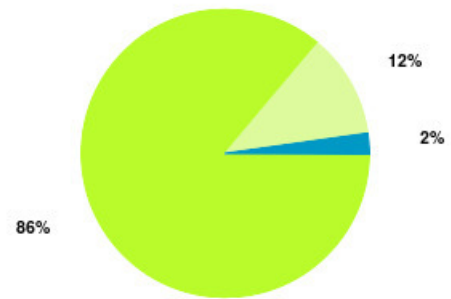


MSK Physiotherapy - Bridlington Hospital Summary

Number of responses: 43

Experience	Amount	Percentage
Very good	37	86.047%
Good	5	11.628%
Neither good nor poor	0	0.000%
Poor	0	0.000%
Very poor	0	0.000%
Do not know	1	2.326%

■ Very good
 ■ Good
 ■ Neither good nor poor
 ■ Poor
 ■ Very poor
 ■ Do not know



Experience	Amount	Percentage
Very good & Good	42	97.674%
Very poor & Poor	0	0.000%
Neither good nor poor & Do not know	1	2.326%

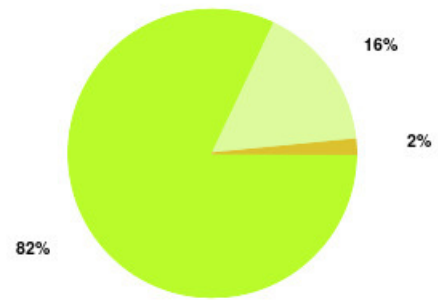


MSK Physiotherapy - East Riding Community Hospital Summary

Number of responses: 61

Experience	Amount	Percentage
Very good	50	81.967%
Good	10	16.393%
Neither good nor poor	1	1.639%
Poor	0	0.000%
Very poor	0	0.000%
Do not know	0	0.000%

■ Very good
 ■ Good
 ■ Neither good nor poor
 ■ Poor
 ■ Very poor
 ■ Do not know



Experience	Amount	Percentage
Very good & Good	60	98.361%
Very poor & Poor	0	0.000%
Neither good nor poor & Do not know	1	1.639%

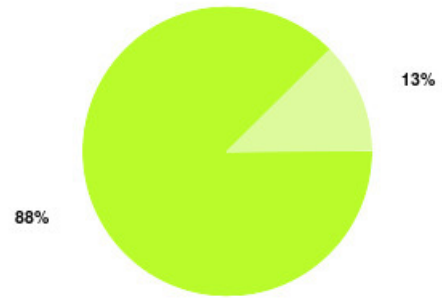


MSK Physiotherapy - Goole & District Hospital Summary

Number of responses: 32

Experience	Amount	Percentage
Very good	28	87.500%
Good	4	12.500%
Neither good nor poor	0	0.000%
Poor	0	0.000%
Very poor	0	0.000%
Do not know	0	0.000%

■ Very good
 ■ Good
 ■ Neither good nor poor
 ■ Poor
 ■ Very poor
 ■ Do not know



Experience	Amount	Percentage
Very good & Good	32	100.000%
Very poor & Poor	0	0.000%
Neither good nor poor & Do not know	0	0.000%

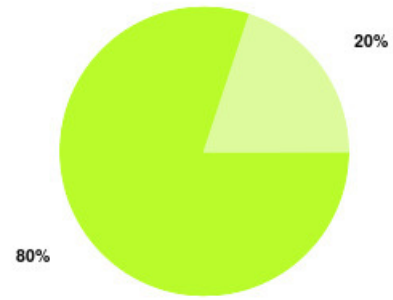


MSK Physiotherapy - Hesse Health Centre Summary

Number of responses: 20

Experience	Amount	Percentage
Very good	16	80.000%
Good	4	20.000%
Neither good nor poor	0	0.000%
Poor	0	0.000%
Very poor	0	0.000%
Do not know	0	0.000%

■ Very good
 ■ Good
 ■ Neither good nor poor
 ■ Poor
 ■ Very poor
 ■ Do not know



Experience	Amount	Percentage
Very good & Good	20	100.000%
Very poor & Poor	0	0.000%
Neither good nor poor & Do not know	0	0.000%

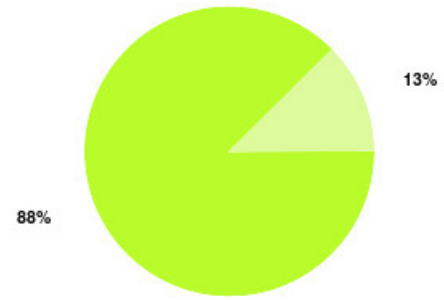


MSK Physiotherapy - Hornsea Cottage Hospital Summary

Number of responses: 8

Experience	Amount	Percentage
Very good	7	87.500%
Good	1	12.500%
Neither good nor poor	0	0.000%
Poor	0	0.000%
Very poor	0	0.000%
Do not know	0	0.000%

■ Very good
 ■ Good
 ■ Neither good nor poor
 ■ Poor
 ■ Very poor
 ■ Do not know



Experience	Amount	Percentage
Very good & Good	8	100.000%
Very poor & Poor	0	0.000%
Neither good nor poor & Do not know	0	0.000%

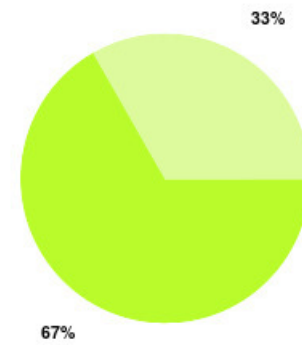


MSK Physiotherapy - Withernsea Hospital Summary

Number of responses: 6

Experience	Amount	Percentage
Very good	4	66.667%
Good	2	33.333%
Neither good nor poor	0	0.000%
Poor	0	0.000%
Very poor	0	0.000%
Do not know	0	0.000%

■ Very good
 ■ Good
 ■ Neither good nor poor
 ■ Poor
 ■ Very poor
 ■ Do not know



Experience	Amount	Percentage
Very good & Good	6	100.000%
Very poor & Poor	0	0.000%
Neither good nor poor & Do not know	0	0.000%

■ Very good & Good
 ■ Very poor & Poor
 ■ Neither good nor poor & Do not know

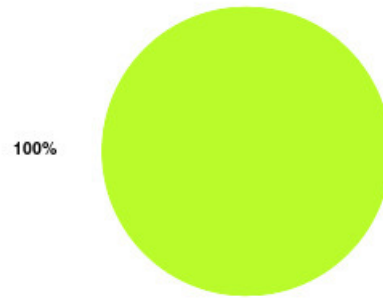


NHS Continuing Healthcare Summary

Number of responses: 1

Experience	Amount	Percentage
Very good	1	100.000%
Good	0	0.000%
Neither good nor poor	0	0.000%
Poor	0	0.000%
Very poor	0	0.000%
Do not know	0	0.000%

Very good Good Neither good nor poor Poor
Very poor Do not know



Experience	Amount	Percentage
Very good & Good	1	100.000%
Very poor & Poor	0	0.000%
Neither good nor poor & Do not know	0	0.000%



Night Care Service (EOL) Summary

Number of responses: 0

OccWellbeing Summary

Number of responses: 0

Oral Health (SH) Summary

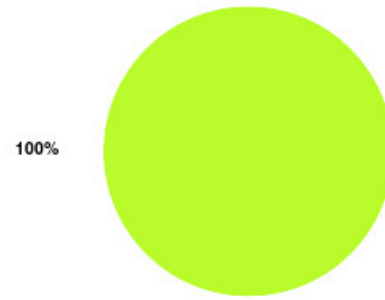
Number of responses: 0

Oral Health Promotion Team Summary

Number of responses: 5

Experience	Amount	Percentage
Very good	5	100.000%
Good	0	0.000%
Neither good nor poor	0	0.000%
Poor	0	0.000%
Very poor	0	0.000%
Do not know	0	0.000%

Very good Good Neither good nor poor Poor
Very poor Do not know



Experience	Amount	Percentage
Very good & Good	5	100.000%
Very poor & Poor	0	0.000%
Neither good nor poor & Do not know	0	0.000%

Very good & Good Very poor & Poor
Neither good nor poor & Do not know



Out of Hours Nursing (East Riding) Summary

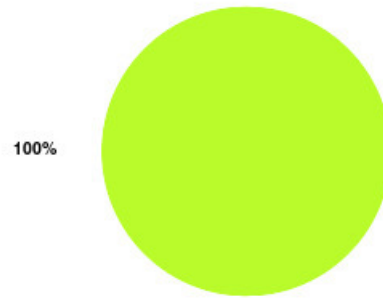
Number of responses: 0

Out of Hours Nursing (EOL) Summary

Number of responses: 1

Experience	Amount	Percentage
Very good	1	100.000%
Good	0	0.000%
Neither good nor poor	0	0.000%
Poor	0	0.000%
Very poor	0	0.000%
Do not know	0	0.000%

Very good Good Neither good nor poor Poor
Very poor Do not know



Experience	Amount	Percentage
Very good & Good	1	100.000%
Very poor & Poor	0	0.000%
Neither good nor poor & Do not know	0	0.000%

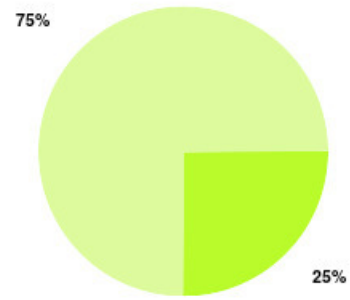


Pain Management - ER & VoY Summary

Number of responses: 4

Experience	Amount	Percentage
Very good	1	25.000%
Good	3	75.000%
Neither good nor poor	0	0.000%
Poor	0	0.000%
Very poor	0	0.000%
Do not know	0	0.000%

Very good Good Neither good nor poor Poor
Very poor Do not know



Experience	Amount	Percentage
Very good & Good	4	100.000%
Very poor & Poor	0	0.000%
Neither good nor poor & Do not know	0	0.000%

Very good & Good Very poor & Poor
Neither good nor poor & Do not know

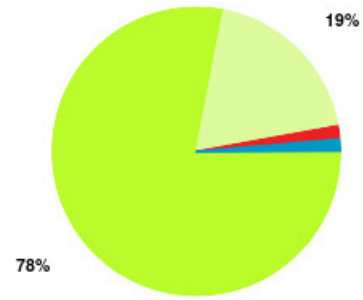


Pain Management - Hull Summary

Number of responses: 68

Experience	Amount	Percentage
Very good	53	77.941%
Good	13	19.118%
Neither good nor poor	0	0.000%
Poor	0	0.000%
Very poor	1	1.471%
Do not know	1	1.471%

■ Very good
 ■ Good
 ■ Neither good nor poor
 ■ Poor
 ■ Very poor
 ■ Do not know



Experience	Amount	Percentage
Very good & Good	66	97.059%
Very poor & Poor	1	1.471%
Neither good nor poor & Do not know	1	1.471%

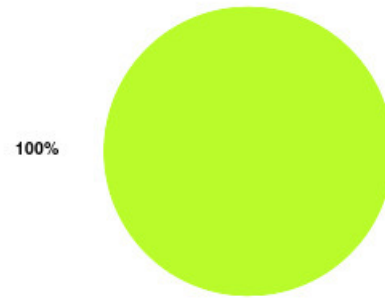


Parkinson's Hub (ICC) Summary

Number of responses: 3

Experience	Amount	Percentage
Very good	3	100.000%
Good	0	0.000%
Neither good nor poor	0	0.000%
Poor	0	0.000%
Very poor	0	0.000%
Do not know	0	0.000%

Very good Good Neither good nor poor Poor
Very poor Do not know



Experience	Amount	Percentage
Very good & Good	3	100.000%
Very poor & Poor	0	0.000%
Neither good nor poor & Do not know	0	0.000%

Very good & Good Very poor & Poor
Neither good nor poor & Do not know



PAUL for Brain recovery Summary

Number of responses: 0

Pharmacies Summary

Number of responses: 0

Phlebotomy - Withernsea Hospital Summary

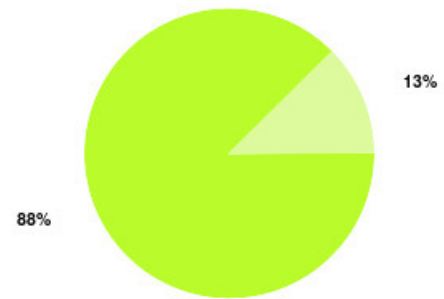
Number of responses: 0

Podiatry (ER - Beverley) Summary

Number of responses: 24

Experience	Amount	Percentage
Very good	21	87.500%
Good	3	12.500%
Neither good nor poor	0	0.000%
Poor	0	0.000%
Very poor	0	0.000%
Do not know	0	0.000%

Very good Good Neither good nor poor Poor
Very poor Do not know



Experience	Amount	Percentage
Very good & Good	24	100.000%
Very poor & Poor	0	0.000%
Neither good nor poor & Do not know	0	0.000%

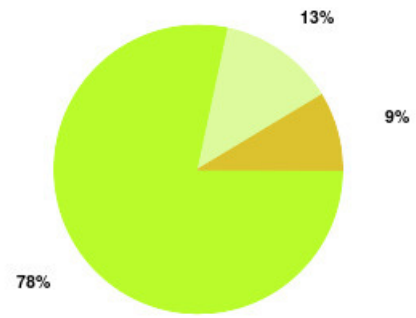


Podiatry (ER - Bridlington) Summary

Number of responses: 23

Experience	Amount	Percentage
Very good	18	78.261%
Good	3	13.043%
Neither good nor poor	2	8.696%
Poor	0	0.000%
Very poor	0	0.000%
Do not know	0	0.000%

■ Very good
 ■ Good
 ■ Neither good nor poor
 ■ Poor
 ■ Very poor
 ■ Do not know



Experience	Amount	Percentage
Very good & Good	21	91.304%
Very poor & Poor	0	0.000%
Neither good nor poor & Do not know	2	8.696%

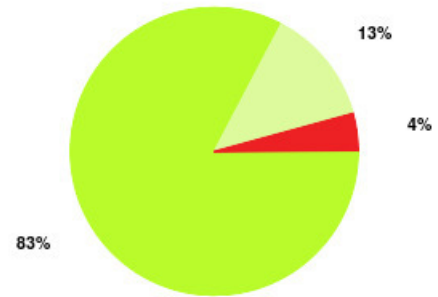


Podiatry (ER - Driffield) Summary

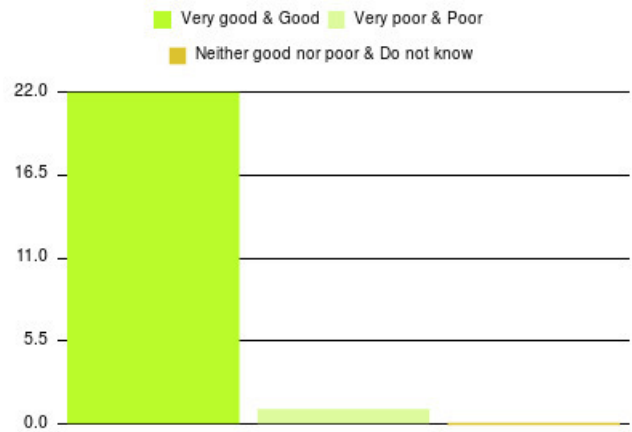
Number of responses: 23

Experience	Amount	Percentage
Very good	19	82.609%
Good	3	13.043%
Neither good nor poor	0	0.000%
Poor	0	0.000%
Very poor	1	4.348%
Do not know	0	0.000%

■ Very good
 ■ Good
 ■ Neither good nor poor
 ■ Poor
 ■ Very poor
 ■ Do not know



Experience	Amount	Percentage
Very good & Good	22	95.652%
Very poor & Poor	1	4.348%
Neither good nor poor & Do not know	0	0.000%

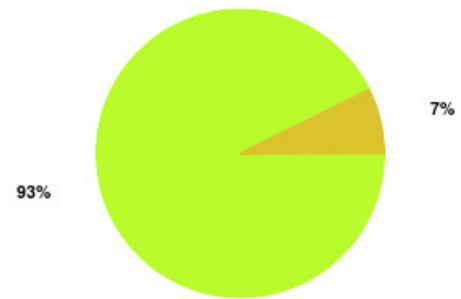


Podiatry (ER - Goole) Summary

Number of responses: 27

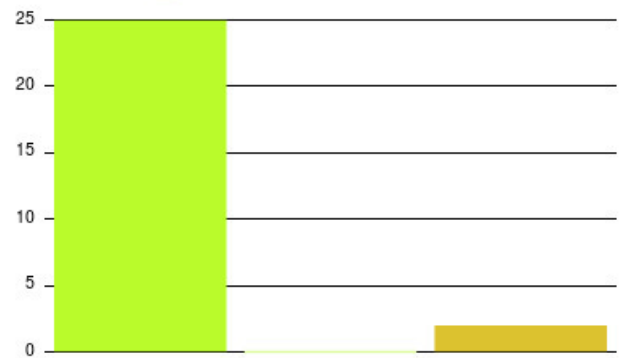
Experience	Amount	Percentage
Very good	25	92.593%
Good	0	0.000%
Neither good nor poor	2	7.407%
Poor	0	0.000%
Very poor	0	0.000%
Do not know	0	0.000%

Very good Good Neither good nor poor Poor
Very poor Do not know



Experience	Amount	Percentage
Very good & Good	25	92.593%
Very poor & Poor	0	0.000%
Neither good nor poor & Do not know	2	7.407%

Very good & Good Very poor & Poor
Neither good nor poor & Do not know



Podiatry (ER - Hedon/Rosedale) Summary

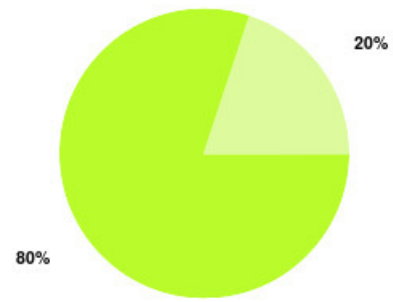
Number of responses: 0

Podiatry (ER - Hesse) Summary

Number of responses: 30

Experience	Amount	Percentage
Very good	24	80.000%
Good	6	20.000%
Neither good nor poor	0	0.000%
Poor	0	0.000%
Very poor	0	0.000%
Do not know	0	0.000%

■ Very good
 ■ Good
 ■ Neither good nor poor
 ■ Poor
 ■ Very poor
 ■ Do not know



Experience	Amount	Percentage
Very good & Good	30	100.000%
Very poor & Poor	0	0.000%
Neither good nor poor & Do not know	0	0.000%

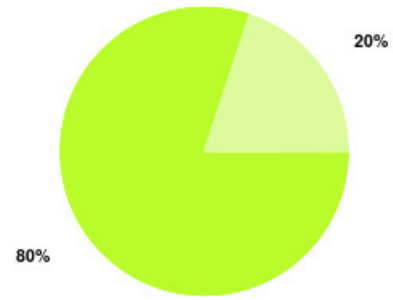


Podiatry (ER - Home visits) Summary

Number of responses: 5

Experience	Amount	Percentage
Very good	4	80.000%
Good	1	20.000%
Neither good nor poor	0	0.000%
Poor	0	0.000%
Very poor	0	0.000%
Do not know	0	0.000%

■ Very good
 ■ Good
 ■ Neither good nor poor
 ■ Poor
 ■ Very poor
 ■ Do not know



Experience	Amount	Percentage
Very good & Good	5	100.000%
Very poor & Poor	0	0.000%
Neither good nor poor & Do not know	0	0.000%

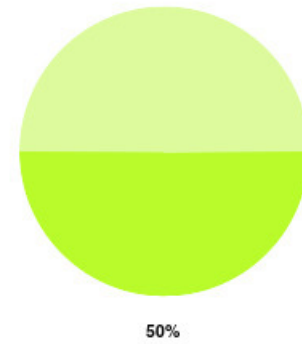


Podiatry (ER - Hornsea) Summary

Number of responses: 2

Experience	Amount	Percentage
Very good	1	50.000%
Good	1	50.000%
Neither good nor poor	0	0.000%
Poor	0	0.000%
Very poor	0	0.000%
Do not know	0	0.000%

■ Very good
 ■ Good
 ■ Neither good nor poor
 ■ Poor
 ■ Very poor
 ■ Do not know



Experience	Amount	Percentage
Very good & Good	2	100.000%
Very poor & Poor	0	0.000%
Neither good nor poor & Do not know	0	0.000%

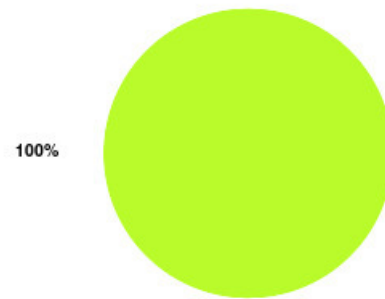


Podiatry (ER - Market Weighton) Summary

Number of responses: 5

Experience	Amount	Percentage
Very good	5	100.000%
Good	0	0.000%
Neither good nor poor	0	0.000%
Poor	0	0.000%
Very poor	0	0.000%
Do not know	0	0.000%

Very good Good Neither good nor poor Poor
Very poor Do not know



Experience	Amount	Percentage
Very good & Good	5	100.000%
Very poor & Poor	0	0.000%
Neither good nor poor & Do not know	0	0.000%

Very good & Good Very poor & Poor
Neither good nor poor & Do not know

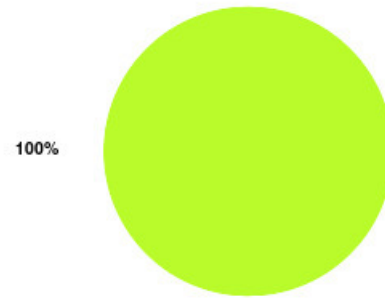


Podiatry (ER - MSK) Summary

Number of responses: 4

Experience	Amount	Percentage
Very good	4	100.000%
Good	0	0.000%
Neither good nor poor	0	0.000%
Poor	0	0.000%
Very poor	0	0.000%
Do not know	0	0.000%

Very good Good Neither good nor poor Poor
Very poor Do not know



Experience	Amount	Percentage
Very good & Good	4	100.000%
Very poor & Poor	0	0.000%
Neither good nor poor & Do not know	0	0.000%

Very good & Good Very poor & Poor
Neither good nor poor & Do not know

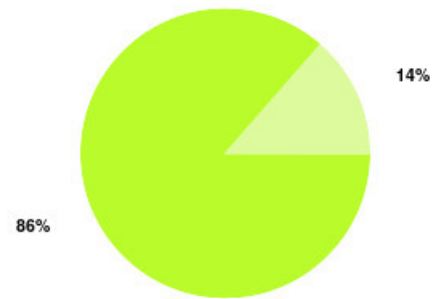


Podiatry (ER - Withernsea) Summary

Number of responses: 44

Experience	Amount	Percentage
Very good	38	86.364%
Good	6	13.636%
Neither good nor poor	0	0.000%
Poor	0	0.000%
Very poor	0	0.000%
Do not know	0	0.000%

■ Very good
 ■ Good
 ■ Neither good nor poor
 ■ Poor
 ■ Very poor
 ■ Do not know



Experience	Amount	Percentage
Very good & Good	44	100.000%
Very poor & Poor	0	0.000%
Neither good nor poor & Do not know	0	0.000%

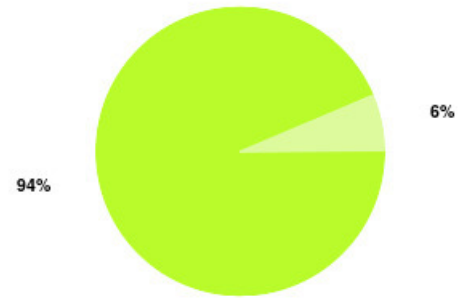


Podiatry (Hull - Allam Diabetes Centre) Summary

Number of responses: 31

Experience	Amount	Percentage
Very good	29	93.548%
Good	2	6.452%
Neither good nor poor	0	0.000%
Poor	0	0.000%
Very poor	0	0.000%
Do not know	0	0.000%

■ Very good
 ■ Good
 ■ Neither good nor poor
 ■ Poor
 ■ Very poor
 ■ Do not know



Experience	Amount	Percentage
Very good & Good	31	100.000%
Very poor & Poor	0	0.000%
Neither good nor poor & Do not know	0	0.000%

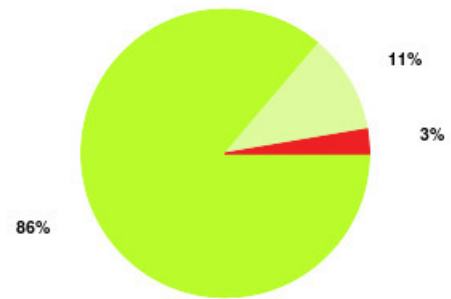


Podiatry (Hull - Bransholme HC) Summary

Number of responses: 36

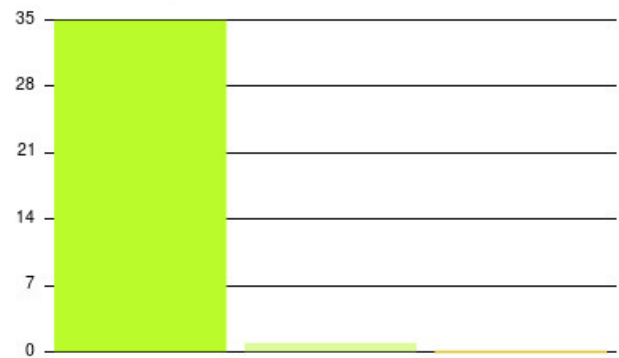
Experience	Amount	Percentage
Very good	31	86.111%
Good	4	11.111%
Neither good nor poor	0	0.000%
Poor	0	0.000%
Very poor	1	2.778%
Do not know	0	0.000%

■ Very good
 ■ Good
 ■ Neither good nor poor
 ■ Poor
 ■ Very poor
 ■ Do not know



Experience	Amount	Percentage
Very good & Good	35	97.222%
Very poor & Poor	1	2.778%
Neither good nor poor & Do not know	0	0.000%

■ Very good & Good
 ■ Very poor & Poor
 ■ Neither good nor poor & Do not know

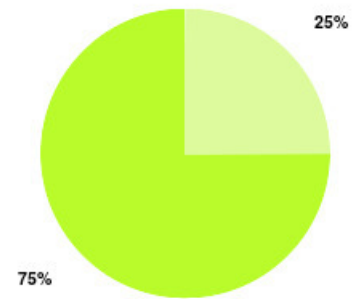


Podiatry (Hull - Dialysis clinic) Summary

Number of responses: 4

Experience	Amount	Percentage
Very good	3	75.000%
Good	1	25.000%
Neither good nor poor	0	0.000%
Poor	0	0.000%
Very poor	0	0.000%
Do not know	0	0.000%

■ Very good
 ■ Good
 ■ Neither good nor poor
 ■ Poor
 ■ Very poor
 ■ Do not know



Experience	Amount	Percentage
Very good & Good	4	100.000%
Very poor & Poor	0	0.000%
Neither good nor poor & Do not know	0	0.000%

■ Very good & Good
 ■ Very poor & Poor
 ■ Neither good nor poor & Do not know

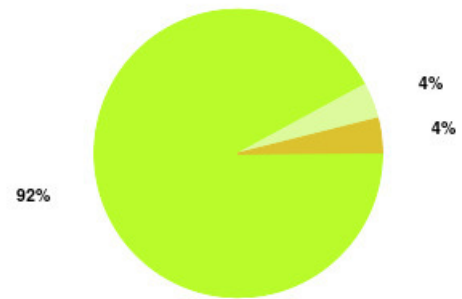


Podiatry (Hull - Elliott Chappell HC) Summary

Number of responses: 25

Experience	Amount	Percentage
Very good	23	92.000%
Good	1	4.000%
Neither good nor poor	1	4.000%
Poor	0	0.000%
Very poor	0	0.000%
Do not know	0	0.000%

■ Very good
 ■ Good
 ■ Neither good nor poor
 ■ Poor
 ■ Very poor
 ■ Do not know



Experience	Amount	Percentage
Very good & Good	24	96.000%
Very poor & Poor	0	0.000%
Neither good nor poor & Do not know	1	4.000%



Podiatry (Hull - HMP Hull) Summary

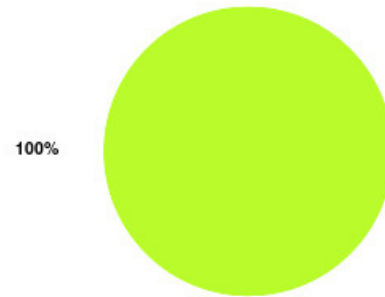
Number of responses: 0

Podiatry (Hull - Home visits) Summary

Number of responses: 5

Experience	Amount	Percentage
Very good	5	100.000%
Good	0	0.000%
Neither good nor poor	0	0.000%
Poor	0	0.000%
Very poor	0	0.000%
Do not know	0	0.000%

Very good Good Neither good nor poor Poor
Very poor Do not know



Experience	Amount	Percentage
Very good & Good	5	100.000%
Very poor & Poor	0	0.000%
Neither good nor poor & Do not know	0	0.000%

Very good & Good Very poor & Poor
Neither good nor poor & Do not know



Podiatry (Hull - Homeless Service) Summary

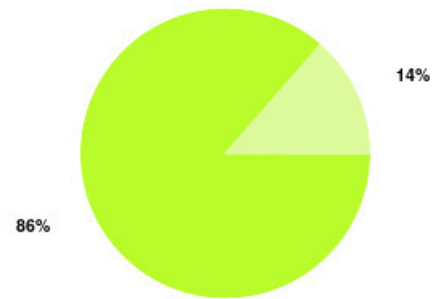
Number of responses: 0

Podiatry (Hull - Longhill HC) Summary

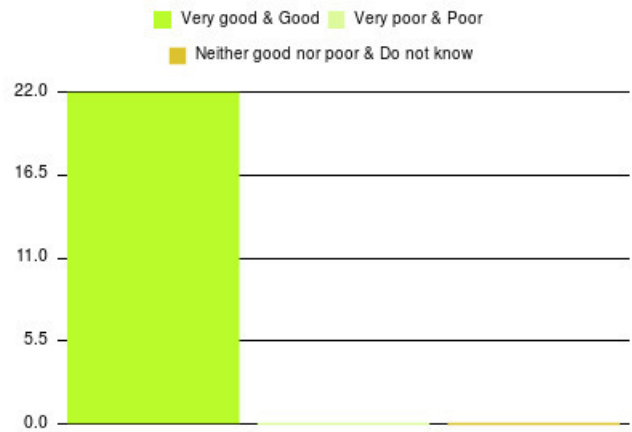
Number of responses: 22

Experience	Amount	Percentage
Very good	19	86.364%
Good	3	13.636%
Neither good nor poor	0	0.000%
Poor	0	0.000%
Very poor	0	0.000%
Do not know	0	0.000%

■ Very good
 ■ Good
 ■ Neither good nor poor
 ■ Poor
 ■ Very poor
 ■ Do not know



Experience	Amount	Percentage
Very good & Good	22	100.000%
Very poor & Poor	0	0.000%
Neither good nor poor & Do not know	0	0.000%

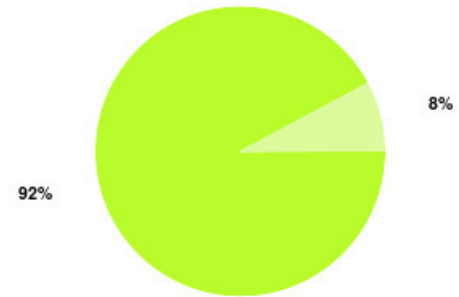


Podiatry (Hull - Morrill St) Summary

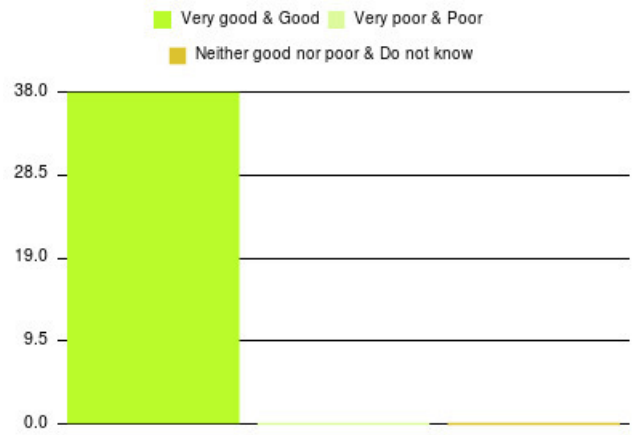
Number of responses: 38

Experience	Amount	Percentage
Very good	35	92.105%
Good	3	7.895%
Neither good nor poor	0	0.000%
Poor	0	0.000%
Very poor	0	0.000%
Do not know	0	0.000%

■ Very good
 ■ Good
 ■ Neither good nor poor
 ■ Poor
 ■ Very poor
 ■ Do not know



Experience	Amount	Percentage
Very good & Good	38	100.000%
Very poor & Poor	0	0.000%
Neither good nor poor & Do not know	0	0.000%



Podiatry (Hull - Nail clinic) Summary

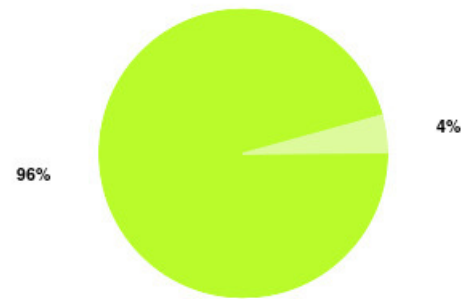
Number of responses: 0

Podiatry (Hull - Newington HC) Summary

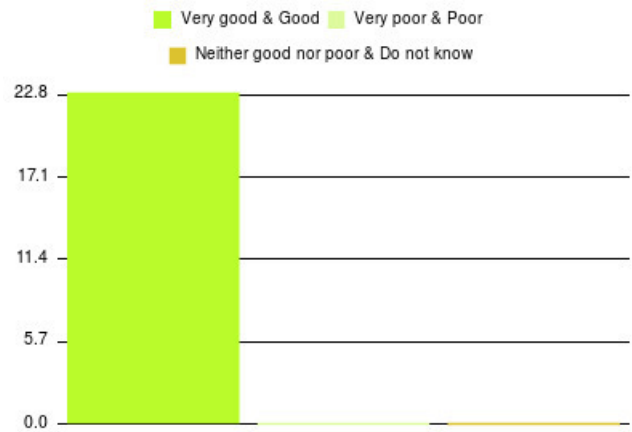
Number of responses: 23

Experience	Amount	Percentage
Very good	22	95.652%
Good	1	4.348%
Neither good nor poor	0	0.000%
Poor	0	0.000%
Very poor	0	0.000%
Do not know	0	0.000%

■ Very good
 ■ Good
 ■ Neither good nor poor
 ■ Poor
 ■ Very poor
 ■ Do not know



Experience	Amount	Percentage
Very good & Good	23	100.000%
Very poor & Poor	0	0.000%
Neither good nor poor & Do not know	0	0.000%

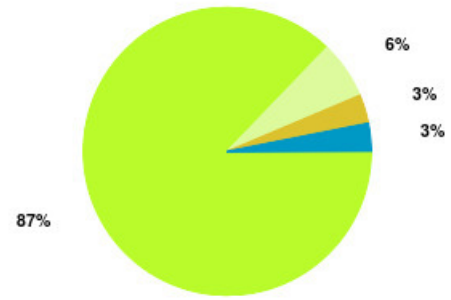


Podiatry (Hull - Orchard Centre) Summary

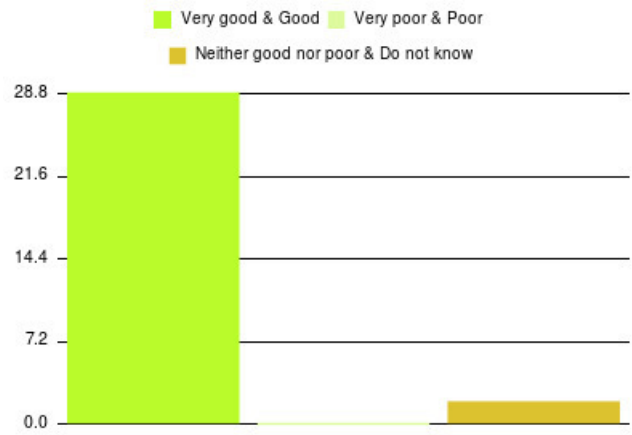
Number of responses: 31

Experience	Amount	Percentage
Very good	27	87.097%
Good	2	6.452%
Neither good nor poor	1	3.226%
Poor	0	0.000%
Very poor	0	0.000%
Do not know	1	3.226%

■ Very good
 ■ Good
 ■ Neither good nor poor
 ■ Poor
 ■ Very poor
 ■ Do not know



Experience	Amount	Percentage
Very good & Good	29	93.548%
Very poor & Poor	0	0.000%
Neither good nor poor & Do not know	2	6.452%

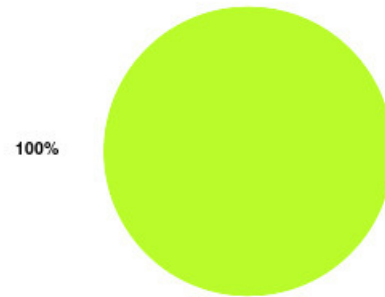


Podiatry (Hull - Rheumatology H.R.I.) Summary

Number of responses: 1

Experience	Amount	Percentage
Very good	1	100.000%
Good	0	0.000%
Neither good nor poor	0	0.000%
Poor	0	0.000%
Very poor	0	0.000%
Do not know	0	0.000%

Very good Good Neither good nor poor Poor
Very poor Do not know



Experience	Amount	Percentage
Very good & Good	1	100.000%
Very poor & Poor	0	0.000%
Neither good nor poor & Do not know	0	0.000%



Podiatry (Hull - Terry St) Summary

Number of responses: 0

Podiatry (Hull - The Crossings) Summary

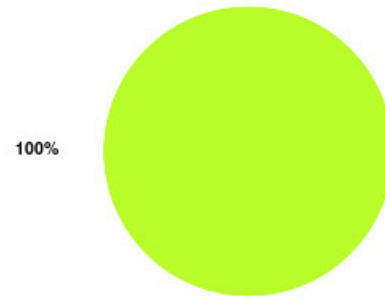
Number of responses: 0

Podiatry (Hull - Ward visits) Summary

Number of responses: 1

Experience	Amount	Percentage
Very good	1	100.000%
Good	0	0.000%
Neither good nor poor	0	0.000%
Poor	0	0.000%
Very poor	0	0.000%
Do not know	0	0.000%

Very good Good Neither good nor poor Poor
Very poor Do not know



Experience	Amount	Percentage
Very good & Good	1	100.000%
Very poor & Poor	0	0.000%
Neither good nor poor & Do not know	0	0.000%



Prison Healthcare: DART (Hull) Summary

Number of responses: 0

Prison Healthcare: DART (Humber) Summary

Number of responses: 0

Prison Healthcare: Dental (Hull) Summary

Number of responses: 0

Prison Healthcare: Dental (Humber) Summary

Number of responses: 0

Prison Healthcare: GP (Hull) Summary

Number of responses: 0

Prison Healthcare: GP (Humber) Summary

Number of responses: 0

Prison Healthcare: Mental Health (Hull) Summary

Number of responses: 0

Prison Healthcare: Mental Health (Humber) Summary

Number of responses: 0

Prison Healthcare: Primary Care (Hull) Summary

Number of responses: 0

Prison Healthcare: Primary Care (Humber) Summary

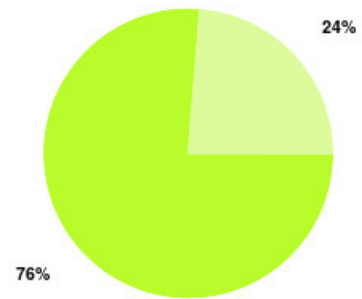
Number of responses: 0

Pulmonary Rehab (East Riding) Summary

Number of responses: 21

Experience	Amount	Percentage
Very good	16	76.190%
Good	5	23.810%
Neither good nor poor	0	0.000%
Poor	0	0.000%
Very poor	0	0.000%
Do not know	0	0.000%

Very good Good Neither good nor poor Poor
Very poor Do not know



Experience	Amount	Percentage
Very good & Good	21	100.000%
Very poor & Poor	0	0.000%
Neither good nor poor & Do not know	0	0.000%

Very good & Good Very poor & Poor
Neither good nor poor & Do not know

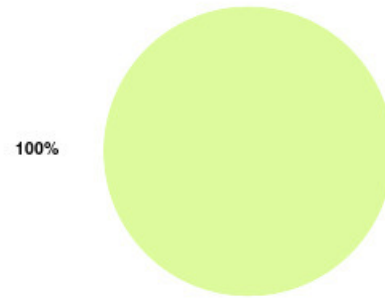


Pulmonary Rehab (Hull) Summary

Number of responses: 1

Experience	Amount	Percentage
Very good	0	0.000%
Good	1	100.000%
Neither good nor poor	0	0.000%
Poor	0	0.000%
Very poor	0	0.000%
Do not know	0	0.000%

Very good Good Neither good nor poor Poor
Very poor Do not know



Experience	Amount	Percentage
Very good & Good	1	100.000%
Very poor & Poor	0	0.000%
Neither good nor poor & Do not know	0	0.000%



Rossmore Stroke Beds Summary

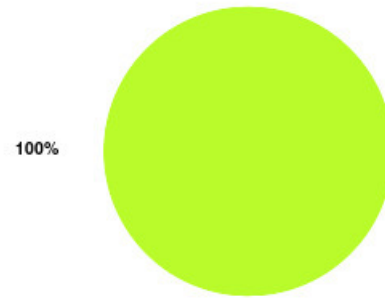
Number of responses: 0

School Health + Summary

Number of responses: 1

Experience	Amount	Percentage
Very good	1	100.000%
Good	0	0.000%
Neither good nor poor	0	0.000%
Poor	0	0.000%
Very poor	0	0.000%
Do not know	0	0.000%

Very good Good Neither good nor poor Poor
Very poor Do not know



Experience	Amount	Percentage
Very good & Good	1	100.000%
Very poor & Poor	0	0.000%
Neither good nor poor & Do not know	0	0.000%



School Nursing Summary

Number of responses: 0

School Nursing - PHSE Summary

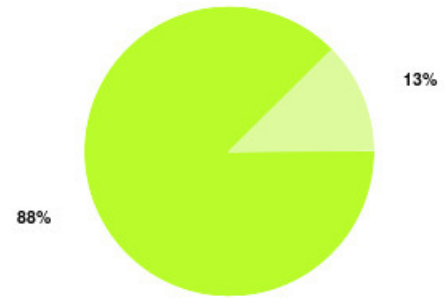
Number of responses: 0

School Nursing - School Screening Summary

Number of responses: 8

Experience	Amount	Percentage
Very good	7	87.500%
Good	1	12.500%
Neither good nor poor	0	0.000%
Poor	0	0.000%
Very poor	0	0.000%
Do not know	0	0.000%

■ Very good
 ■ Good
 ■ Neither good nor poor
 ■ Poor
 ■ Very poor
 ■ Do not know



Experience	Amount	Percentage
Very good & Good	8	100.000%
Very poor & Poor	0	0.000%
Neither good nor poor & Do not know	0	0.000%



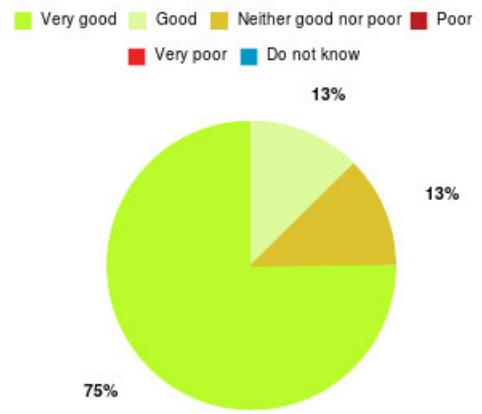
Sexual Health - Erectile Dysfunction (East Riding) Summary

Number of responses: 0

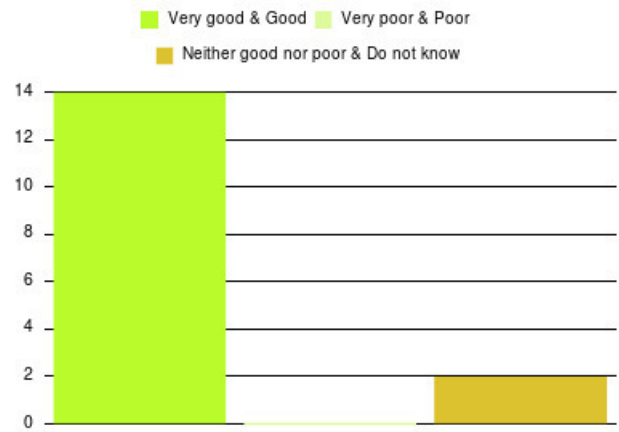
Sexual Health - Erectile Dysfunction (Hull) Summary

Number of responses: 16

Experience	Amount	Percentage
Very good	12	75.000%
Good	2	12.500%
Neither good nor poor	2	12.500%
Poor	0	0.000%
Very poor	0	0.000%
Do not know	0	0.000%



Experience	Amount	Percentage
Very good & Good	14	87.500%
Very poor & Poor	0	0.000%
Neither good nor poor & Do not know	2	12.500%

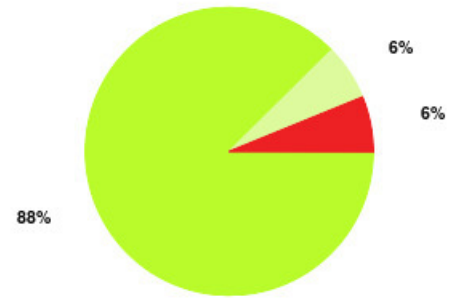


Sexual Health - GUM & Family Planning (East Riding) Summary

Number of responses: 16

Experience	Amount	Percentage
Very good	14	87.500%
Good	1	6.250%
Neither good nor poor	0	0.000%
Poor	0	0.000%
Very poor	1	6.250%
Do not know	0	0.000%

■ Very good
 ■ Good
 ■ Neither good nor poor
 ■ Poor
 ■ Very poor
 ■ Do not know



Experience	Amount	Percentage
Very good & Good	15	93.750%
Very poor & Poor	1	6.250%
Neither good nor poor & Do not know	0	0.000%

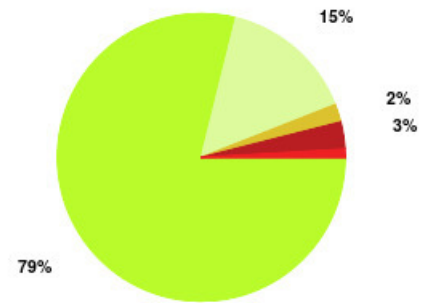


Sexual Health - GUM & Family Planning (Hull) Summary

Number of responses: 99

Experience	Amount	Percentage
Very good	78	78.788%
Good	15	15.152%
Neither good nor poor	2	2.020%
Poor	3	3.030%
Very poor	1	1.010%
Do not know	0	0.000%

■ Very good
 ■ Good
 ■ Neither good nor poor
 ■ Poor
 ■ Very poor
 ■ Do not know



Experience	Amount	Percentage
Very good & Good	93	93.939%
Very poor & Poor	4	4.040%
Neither good nor poor & Do not know	2	2.020%



Sexual Health - Outreach (East Riding) Summary

Number of responses: 0

Sexual Health - Outreach (Hull) Summary

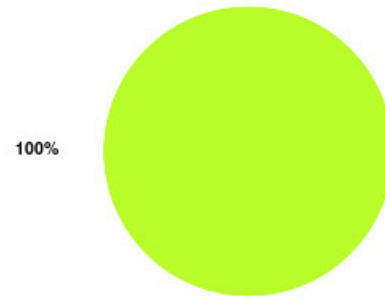
Number of responses: 0

Sexual Health - Ultrasound (Hull) Summary

Number of responses: 1

Experience	Amount	Percentage
Very good	1	100.000%
Good	0	0.000%
Neither good nor poor	0	0.000%
Poor	0	0.000%
Very poor	0	0.000%
Do not know	0	0.000%

Very good Good Neither good nor poor Poor
Very poor Do not know



Experience	Amount	Percentage
Very good & Good	1	100.000%
Very poor & Poor	0	0.000%
Neither good nor poor & Do not know	0	0.000%

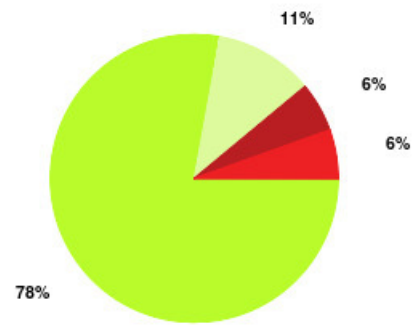


Sexual Health - Unplanned Pregnancy Service Summary

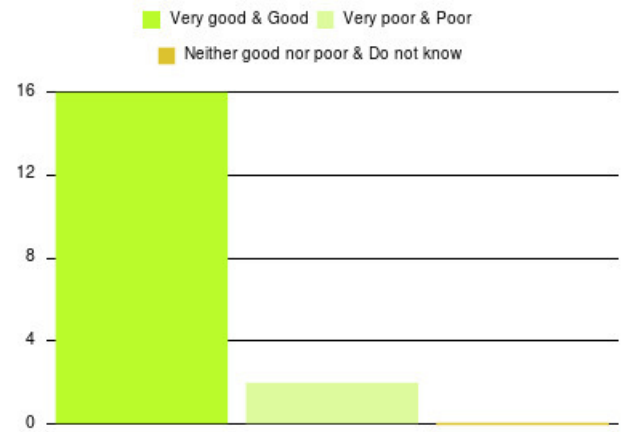
Number of responses: 18

Experience	Amount	Percentage
Very good	14	77.778%
Good	2	11.111%
Neither good nor poor	0	0.000%
Poor	1	5.556%
Very poor	1	5.556%
Do not know	0	0.000%

■ Very good
 ■ Good
 ■ Neither good nor poor
 ■ Poor
 ■ Very poor
 ■ Do not know



Experience	Amount	Percentage
Very good & Good	16	88.889%
Very poor & Poor	2	11.111%
Neither good nor poor & Do not know	0	0.000%

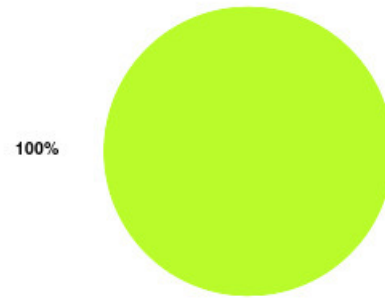


Sexual Health - Vasectomy (Hull) Summary

Number of responses: 13

Experience	Amount	Percentage
Very good	13	100.000%
Good	0	0.000%
Neither good nor poor	0	0.000%
Poor	0	0.000%
Very poor	0	0.000%
Do not know	0	0.000%

Very good Good Neither good nor poor Poor
Very poor Do not know



Experience	Amount	Percentage
Very good & Good	13	100.000%
Very poor & Poor	0	0.000%
Neither good nor poor & Do not know	0	0.000%

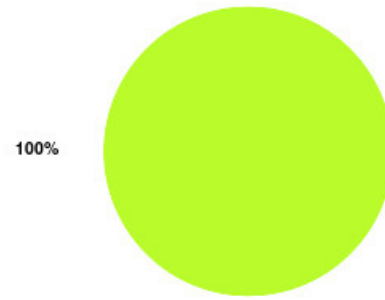


Sexual Health - Women's Health (East Riding) Summary

Number of responses: 1

Experience	Amount	Percentage
Very good	1	100.000%
Good	0	0.000%
Neither good nor poor	0	0.000%
Poor	0	0.000%
Very poor	0	0.000%
Do not know	0	0.000%

Very good Good Neither good nor poor Poor
Very poor Do not know



Experience	Amount	Percentage
Very good & Good	1	100.000%
Very poor & Poor	0	0.000%
Neither good nor poor & Do not know	0	0.000%

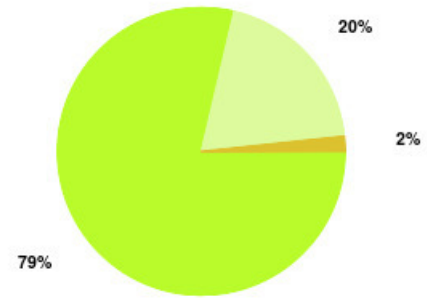


Sexual Health - Women's Health (Hull) Summary

Number of responses: 56

Experience	Amount	Percentage
Very good	44	78.571%
Good	11	19.643%
Neither good nor poor	1	1.786%
Poor	0	0.000%
Very poor	0	0.000%
Do not know	0	0.000%

■ Very good
 ■ Good
 ■ Neither good nor poor
 ■ Poor
 ■ Very poor
 ■ Do not know



Experience	Amount	Percentage
Very good & Good	55	98.214%
Very poor & Poor	0	0.000%
Neither good nor poor & Do not know	1	1.786%



Smokefree (Knowsley) Summary

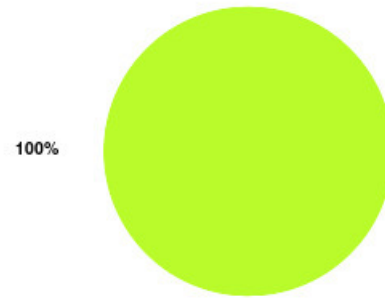
Number of responses: 0

Smokefree (St Helens) Summary

Number of responses: 7

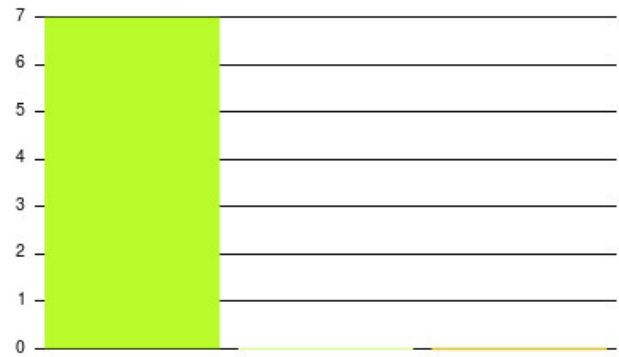
Experience	Amount	Percentage
Very good	7	100.000%
Good	0	0.000%
Neither good nor poor	0	0.000%
Poor	0	0.000%
Very poor	0	0.000%
Do not know	0	0.000%

Very good Good Neither good nor poor Poor
Very poor Do not know



Experience	Amount	Percentage
Very good & Good	7	100.000%
Very poor & Poor	0	0.000%
Neither good nor poor & Do not know	0	0.000%

Very good & Good Very poor & Poor
Neither good nor poor & Do not know



Specialist Palliative Care Services (EOL) Summary

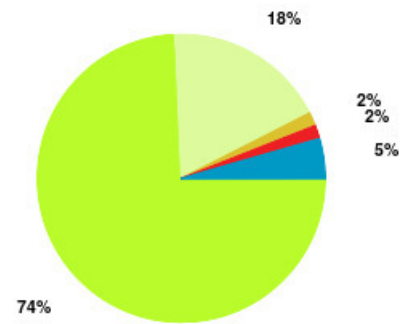
Number of responses: 0

Specialist Weight Management Services Summary

Number of responses: 66

Experience	Amount	Percentage
Very good	49	74.242%
Good	12	18.182%
Neither good nor poor	1	1.515%
Poor	0	0.000%
Very poor	1	1.515%
Do not know	3	4.545%

■ Very good
 ■ Good
 ■ Neither good nor poor
 ■ Poor
 ■ Very poor
 ■ Do not know



Experience	Amount	Percentage
Very good & Good	61	92.424%
Very poor & Poor	1	1.515%
Neither good nor poor & Do not know	4	6.061%

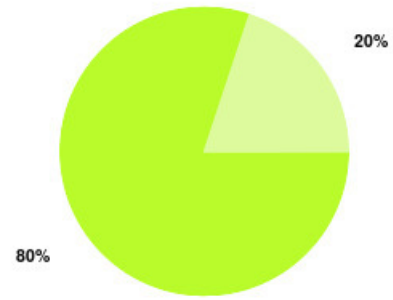


Speech and Language Therapy (East Riding) Summary

Number of responses: 5

Experience	Amount	Percentage
Very good	4	80.000%
Good	1	20.000%
Neither good nor poor	0	0.000%
Poor	0	0.000%
Very poor	0	0.000%
Do not know	0	0.000%

■ Very good
 ■ Good
 ■ Neither good nor poor
 ■ Poor
 ■ Very poor
 ■ Do not know



Experience	Amount	Percentage
Very good & Good	5	100.000%
Very poor & Poor	0	0.000%
Neither good nor poor & Do not know	0	0.000%

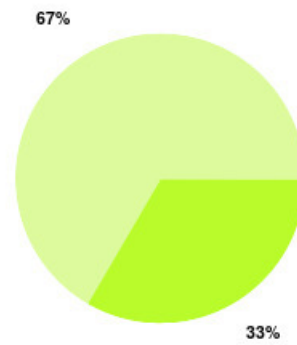


Speech and Language Therapy (Hull) Summary

Number of responses: 3

Experience	Amount	Percentage
Very good	1	33.333%
Good	2	66.667%
Neither good nor poor	0	0.000%
Poor	0	0.000%
Very poor	0	0.000%
Do not know	0	0.000%

Very good Good Neither good nor poor Poor
Very poor Do not know



Experience	Amount	Percentage
Very good & Good	3	100.000%
Very poor & Poor	0	0.000%
Neither good nor poor & Do not know	0	0.000%

Very good & Good Very poor & Poor
Neither good nor poor & Do not know



Story Street Walk In Summary

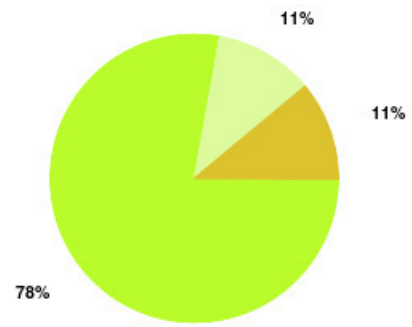
Number of responses: 0

Stroke Team (East Riding) Summary

Number of responses: 9

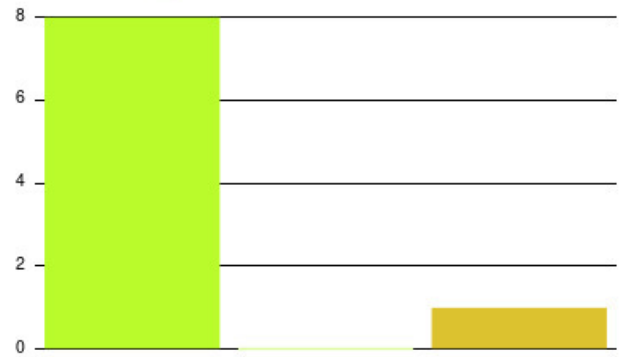
Experience	Amount	Percentage
Very good	7	77.778%
Good	1	11.111%
Neither good nor poor	1	11.111%
Poor	0	0.000%
Very poor	0	0.000%
Do not know	0	0.000%

■ Very good
 ■ Good
 ■ Neither good nor poor
 ■ Poor
 ■ Very poor
 ■ Do not know



Experience	Amount	Percentage
Very good & Good	8	88.889%
Very poor & Poor	0	0.000%
Neither good nor poor & Do not know	1	11.111%

■ Very good & Good
 ■ Very poor & Poor
 ■ Neither good nor poor & Do not know

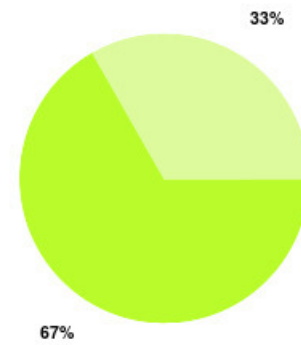


Stroke Team (Hull) Summary

Number of responses: 6

Experience	Amount	Percentage
Very good	4	66.667%
Good	2	33.333%
Neither good nor poor	0	0.000%
Poor	0	0.000%
Very poor	0	0.000%
Do not know	0	0.000%

Very good Good Neither good nor poor Poor
Very poor Do not know



Experience	Amount	Percentage
Very good & Good	6	100.000%
Very poor & Poor	0	0.000%
Neither good nor poor & Do not know	0	0.000%

Very good & Good Very poor & Poor
Neither good nor poor & Do not know



TB Nursing Team - East Riding Summary

Number of responses: 0

TB Nursing Team - Hull Summary

Number of responses: 0

Telehealth Summary

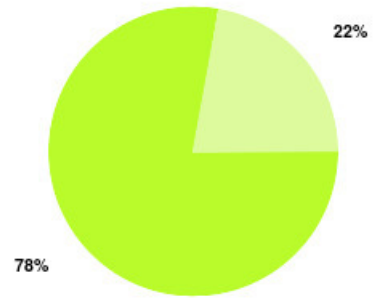
Number of responses: 0

Tier 3 Specialist Weight Management (SH) Summary

Number of responses: 9

Experience	Amount	Percentage
Very good	7	77.778%
Good	2	22.222%
Neither good nor poor	0	0.000%
Poor	0	0.000%
Very poor	0	0.000%
Do not know	0	0.000%

■ Very good
 ■ Good
 ■ Neither good nor poor
 ■ Poor
 ■ Very poor
 ■ Do not know



Experience	Amount	Percentage
Very good & Good	9	100.000%
Very poor & Poor	0	0.000%
Neither good nor poor & Do not know	0	0.000%



Treatment rooms (ER) Summary

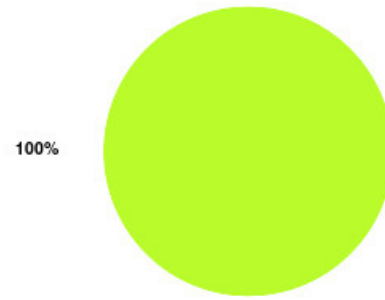
Number of responses: 0

Treatment rooms (Hull) Summary

Number of responses: 1

Experience	Amount	Percentage
Very good	1	100.000%
Good	0	0.000%
Neither good nor poor	0	0.000%
Poor	0	0.000%
Very poor	0	0.000%
Do not know	0	0.000%

Very good Good Neither good nor poor Poor
Very poor Do not know



Experience	Amount	Percentage
Very good & Good	1	100.000%
Very poor & Poor	0	0.000%
Neither good nor poor & Do not know	0	0.000%



Vaccination Bus Summary

Number of responses: 0

Vaccination Centre Summary

Number of responses: 0

Volunteer Hub Summary

Number of responses: 0

Volunteering (SH) Summary

Number of responses: 0

Walks Programme (SH) Summary

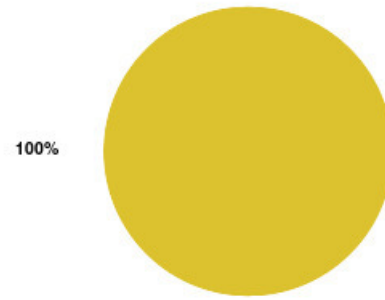
Number of responses: 0

Weightwise Extra (Childrens) Summary

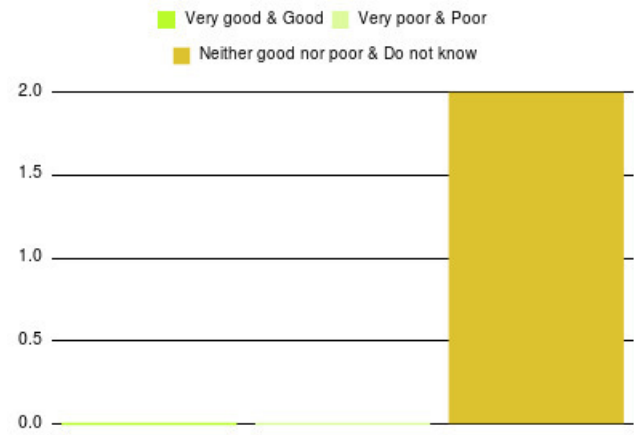
Number of responses: 2

Experience	Amount	Percentage
Very good	0	0.000%
Good	0	0.000%
Neither good nor poor	2	100.000%
Poor	0	0.000%
Very poor	0	0.000%
Do not know	0	0.000%

Very good Good Neither good nor poor Poor
Very poor Do not know



Experience	Amount	Percentage
Very good & Good	0	0.000%
Very poor & Poor	0	0.000%
Neither good nor poor & Do not know	2	100.000%



Wellbeing Liaison Service Summary

Number of responses: 0

Withernsea UTC Summary

Number of responses: 0

Wound Clinic (Beverley) Summary

Number of responses: 0

Wound Clinic (Driffield) Summary

Number of responses: 0

Wound Clinic (Goole) Summary

Number of responses: 0

Wound clinic (Hessle) Summary

Number of responses: 0

Wound Clinic (Hornsea) Summary

Number of responses: 0

Wound Clinic (Macmillan Wolds - Bridlington) Summary

Number of responses: 0

Wound Clinic (Withernsea) Summary

Number of responses: 0
