

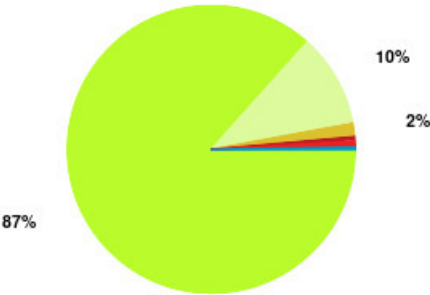
Monthly Report May 2022

Overall CHCP CIC Summary

Number of responses: 2123

Experience	Amount	Percentage
Very good	1837	86.528%
Good	222	10.457%
Neither good nor poor	32	1.507%
Poor	10	0.471%
Very poor	15	0.707%
Do not know	7	0.330%

Very good Good Neither good nor poor Poor
Very poor Do not know



Experience	Amount	Percentage
Very good & Good	2059	96.985%
Very poor & Poor	25	1.178%
Neither good nor poor & Do not know	39	1.837%

Very good & Good Very poor & Poor
Neither good nor poor & Do not know



Active Recovery Beds - ER Summary

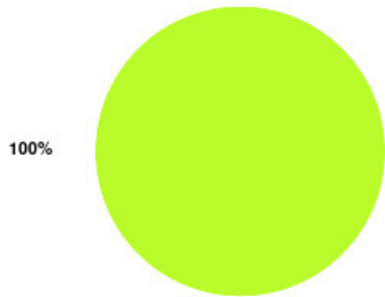
Number of responses: 0

Anticoagulation Summary

Number of responses: 1

Experience	Amount	Percentage
Very good	1	100.000%
Good	0	0.000%
Neither good nor poor	0	0.000%
Poor	0	0.000%
Very poor	0	0.000%
Do not know	0	0.000%

Very good Good Neither good nor poor Poor
Very poor Do not know



Experience	Amount	Percentage
Very good & Good	1	100.000%
Very poor & Poor	0	0.000%
Neither good nor poor & Do not know	0	0.000%

Very good & Good Very poor & Poor
Neither good nor poor & Do not know



Be Well Health & Wellbeing Service - Primary Care Summary

Number of responses: 0

Bee At Home Care Service Summary

Number of responses: 0

Beverley UTC Summary

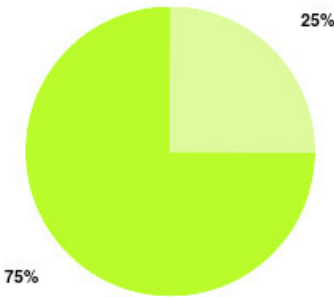
Number of responses: 0

Bladder and Bowel (East Riding) Summary

Number of responses: 12

Experience	Amount	Percentage
Very good	9	75.000%
Good	3	25.000%
Neither good nor poor	0	0.000%
Poor	0	0.000%
Very poor	0	0.000%
Do not know	0	0.000%

Very good Good Neither good nor poor Poor
Very poor Do not know



Experience	Amount	Percentage
Very good & Good	12	100.000%
Very poor & Poor	0	0.000%
Neither good nor poor & Do not know	0	0.000%

Very good & Good Very poor & Poor
Neither good nor poor & Do not know

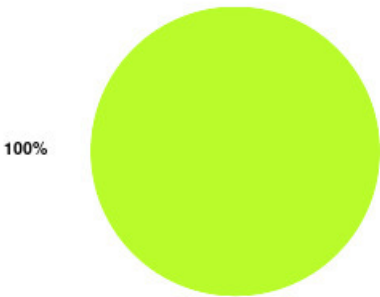


Bladder and Bowel (Hull) Summary

Number of responses: 3

Experience	Amount	Percentage
Very good	3	100.000%
Good	0	0.000%
Neither good nor poor	0	0.000%
Poor	0	0.000%
Very poor	0	0.000%
Do not know	0	0.000%

Very good Good Neither good nor poor Poor
Very poor Do not know



Experience	Amount	Percentage
Very good & Good	3	100.000%
Very poor & Poor	0	0.000%
Neither good nor poor & Do not know	0	0.000%

Very good & Good Very poor & Poor
Neither good nor poor & Do not know



Bridlington UTC Summary

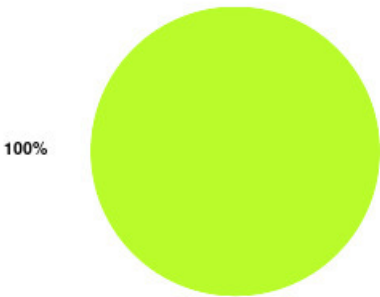
Number of responses: 0

Cardiac Rehab (East Riding) Summary

Number of responses: 10

Experience	Amount	Percentage
Very good	10	100.000%
Good	0	0.000%
Neither good nor poor	0	0.000%
Poor	0	0.000%
Very poor	0	0.000%
Do not know	0	0.000%

Very good Good Neither good nor poor Poor
Very poor Do not know



Experience	Amount	Percentage
Very good & Good	10	100.000%
Very poor & Poor	0	0.000%
Neither good nor poor & Do not know	0	0.000%

Very good & Good Very poor & Poor
Neither good nor poor & Do not know

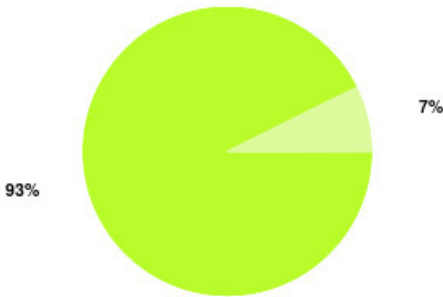


Cardiac Rehab (Hull) Summary

Number of responses: 27

Experience	Amount	Percentage
Very good	25	92.593%
Good	2	7.407%
Neither good nor poor	0	0.000%
Poor	0	0.000%
Very poor	0	0.000%
Do not know	0	0.000%

Very good Good Neither good nor poor Poor
Very poor Do not know



Experience	Amount	Percentage
Very good & Good	27	100.000%
Very poor & Poor	0	0.000%
Neither good nor poor & Do not know	0	0.000%

Very good & Good Very poor & Poor
Neither good nor poor & Do not know

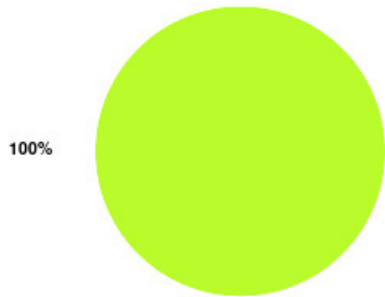


Care Co-ordination Hub (247111) Summary

Number of responses: 1

Experience	Amount	Percentage
Very good	1	100.000%
Good	0	0.000%
Neither good nor poor	0	0.000%
Poor	0	0.000%
Very poor	0	0.000%
Do not know	0	0.000%

Very good Good Neither good nor poor Poor
Very poor Do not know



Experience	Amount	Percentage
Very good & Good	1	100.000%
Very poor & Poor	0	0.000%
Neither good nor poor & Do not know	0	0.000%

Very good & Good Very poor & Poor
Neither good nor poor & Do not know

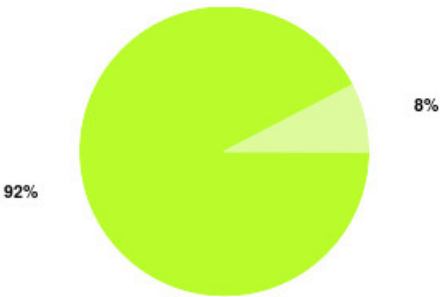


Carers' Information and Support Service Summary

Number of responses: 13

Experience	Amount	Percentage
Very good	12	92.308%
Good	1	7.692%
Neither good nor poor	0	0.000%
Poor	0	0.000%
Very poor	0	0.000%
Do not know	0	0.000%

Very good Good Neither good nor poor Poor
Very poor Do not know



Experience	Amount	Percentage
Very good & Good	13	100.000%
Very poor & Poor	0	0.000%
Neither good nor poor & Do not know	0	0.000%

Very good & Good Very poor & Poor
Neither good nor poor & Do not know



CHPL - Bransholme Summary

Number of responses: 0

CHPL - Field View Surgery Summary

Number of responses: 0


CHPL - Southcoates/Marfleet Summary

Number of responses: 2


Experience	Amount	Percentage
Very good	1	50.000%
Good	0	0.000%
Neither good nor poor	0	0.000%
Poor	0	0.000%
Very poor	1	50.000%
Do not know	0	0.000%

Experience	Amount	Percentage
Very good & Good	1	50.000%
Very poor & Poor	1	50.000%
Neither good nor poor & Do not know	0	0.000%

Very good Good Neither good nor poor Poor
Very poor Do not know
50%



Very good & Good Very poor & Poor
Neither good nor poor & Do not know



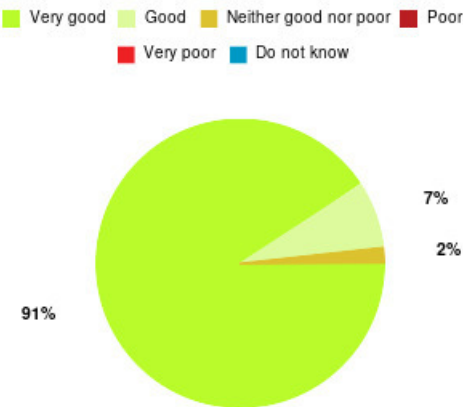
Community Activity programme (SH) Summary

Number of responses: 0

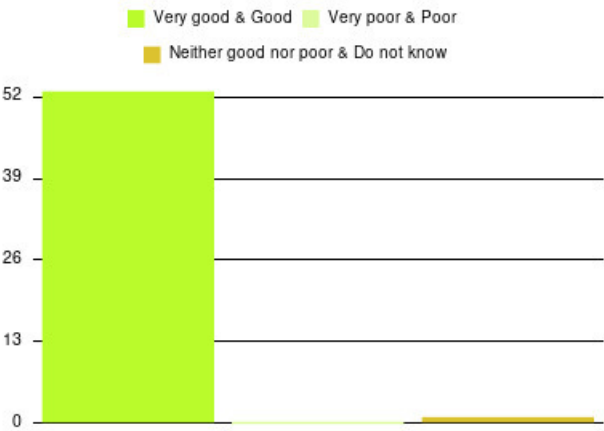
Community Children's Nursing Services Summary

Number of responses: 54

Experience	Amount	Percentage
Very good	49	90.741%
Good	4	7.407%
Neither good nor poor	1	1.852%
Poor	0	0.000%
Very poor	0	0.000%
Do not know	0	0.000%



Experience	Amount	Percentage
Very good & Good	53	98.148%
Very poor & Poor	0	0.000%
Neither good nor poor & Do not know	1	1.852%



Community Food Team (SH) Summary

Number of responses: 0

Community Heart Failure Nursing Service ER Summary

Number of responses: 0

Community Heart Failure Nursing Service Hull Summary

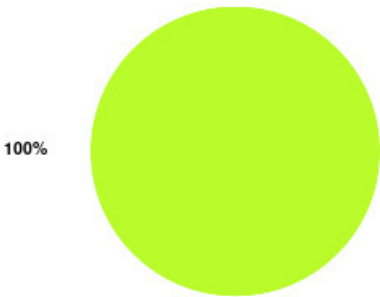
Number of responses: 0

Community Links Worker (Primary Care) Summary

Number of responses: 2

Experience	Amount	Percentage
Very good	2	100.000%
Good	0	0.000%
Neither good nor poor	0	0.000%
Poor	0	0.000%
Very poor	0	0.000%
Do not know	0	0.000%

Very good Good Neither good nor poor Poor
Very poor Do not know



Experience	Amount	Percentage
Very good & Good	2	100.000%
Very poor & Poor	0	0.000%
Neither good nor poor & Do not know	0	0.000%

Very good & Good Very poor & Poor
Neither good nor poor & Do not know

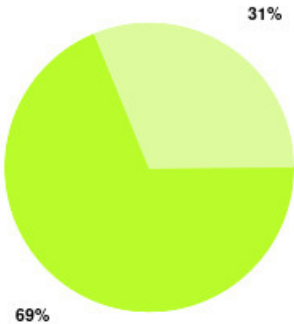


Community Nursing (ER) Summary

Number of responses: 16

Experience	Amount	Percentage
Very good	11	68.750%
Good	5	31.250%
Neither good nor poor	0	0.000%
Poor	0	0.000%
Very poor	0	0.000%
Do not know	0	0.000%

Very good Good Neither good nor poor Poor
Very poor Do not know



Experience	Amount	Percentage
Very good & Good	16	100.000%
Very poor & Poor	0	0.000%
Neither good nor poor & Do not know	0	0.000%

Very good & Good Very poor & Poor
Neither good nor poor & Do not know

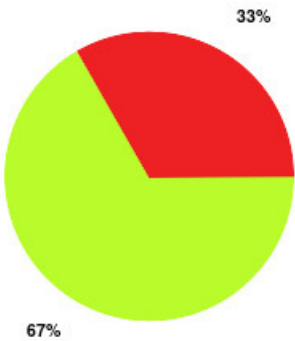


Community Nursing (Hull) Summary

Number of responses: 3

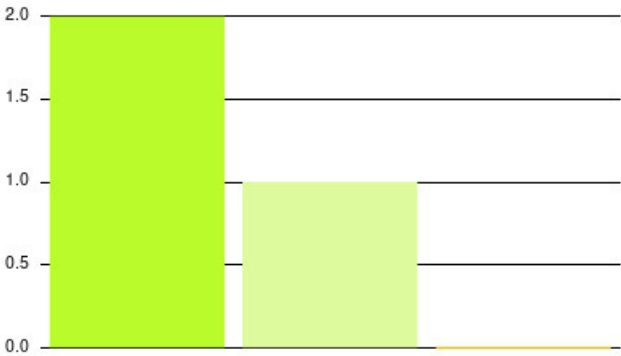
Experience	Amount	Percentage
Very good	2	66.667%
Good	0	0.000%
Neither good nor poor	0	0.000%
Poor	0	0.000%
Very poor	1	33.333%
Do not know	0	0.000%

Very good Good Neither good nor poor Poor
Very poor Do not know



Experience	Amount	Percentage
Very good & Good	2	66.667%
Very poor & Poor	1	33.333%
Neither good nor poor & Do not know	0	0.000%

Very good & Good Very poor & Poor
Neither good nor poor & Do not know



Community Nursing Cottingham Summary

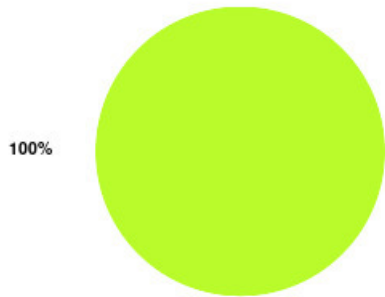
Number of responses: 0

Community Nursing East (Hull) Summary

Number of responses: 1

Experience	Amount	Percentage
Very good	1	100.000%
Good	0	0.000%
Neither good nor poor	0	0.000%
Poor	0	0.000%
Very poor	0	0.000%
Do not know	0	0.000%

Very good Good Neither good nor poor Poor
Very poor Do not know



Experience	Amount	Percentage
Very good & Good	1	100.000%
Very poor & Poor	0	0.000%
Neither good nor poor & Do not know	0	0.000%

Very good & Good Very poor & Poor
Neither good nor poor & Do not know

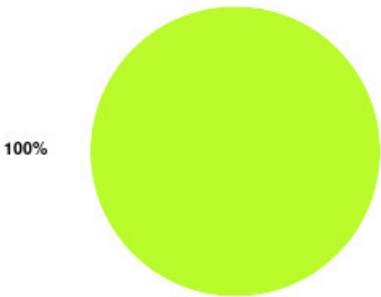


Community Nursing Haltemprice Summary

Number of responses: 1

Experience	Amount	Percentage
Very good	1	100.000%
Good	0	0.000%
Neither good nor poor	0	0.000%
Poor	0	0.000%
Very poor	0	0.000%
Do not know	0	0.000%

Very good Good Neither good nor poor Poor
Very poor Do not know



Experience	Amount	Percentage
Very good & Good	1	100.000%
Very poor & Poor	0	0.000%
Neither good nor poor & Do not know	0	0.000%

Very good & Good Very poor & Poor
Neither good nor poor & Do not know



Community Nursing Hedon Summary

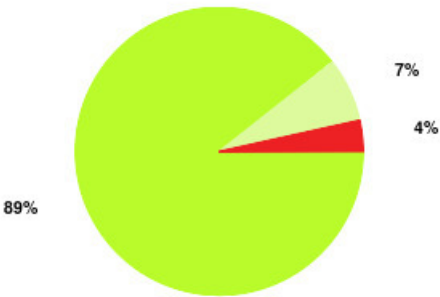
Number of responses: 0

Community Nursing Holderness Summary

Number of responses: 28

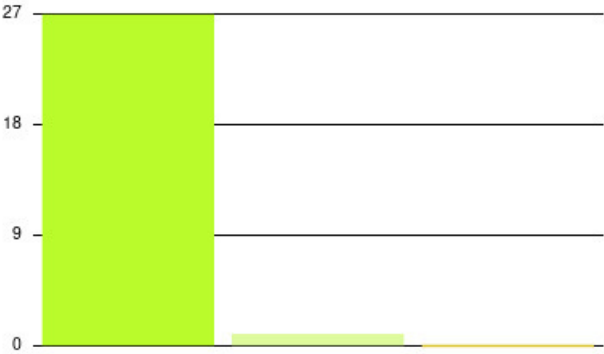
Experience	Amount	Percentage
Very good	25	89.286%
Good	2	7.143%
Neither good nor poor	0	0.000%
Poor	0	0.000%
Very poor	1	3.571%
Do not know	0	0.000%

Very good Good Neither good nor poor Poor
Very poor Do not know



Experience	Amount	Percentage
Very good & Good	27	96.429%
Very poor & Poor	1	3.571%
Neither good nor poor & Do not know	0	0.000%

Very good & Good Very poor & Poor
Neither good nor poor & Do not know



Community Nursing Hornsea Summary

Number of responses: 0

Community Nursing Market Weighton Summary

Number of responses: 0

Community Nursing North (Hull) Summary

Number of responses: 0

Community Nursing West (Hull) Summary

Number of responses: 0

Community Nursing Withernsea Summary

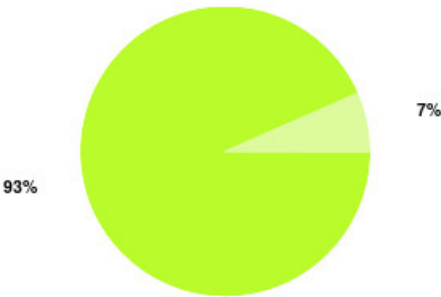
Number of responses: 0

Community Rehab - Physiotherapy & Occupational Therapy (ER) Summary

Number of responses: 15

Experience	Amount	Percentage
Very good	14	93.333%
Good	1	6.667%
Neither good nor poor	0	0.000%
Poor	0	0.000%
Very poor	0	0.000%
Do not know	0	0.000%

Very good Good Neither good nor poor Poor
Very poor Do not know



Experience	Amount	Percentage
Very good & Good	15	100.000%
Very poor & Poor	0	0.000%
Neither good nor poor & Do not know	0	0.000%

Very good & Good Very poor & Poor
Neither good nor poor & Do not know

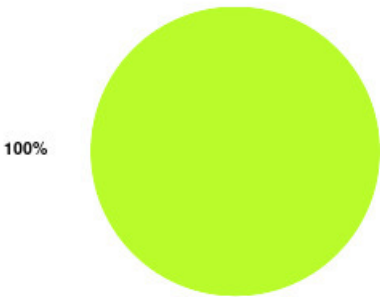


Community Rehab - Physiotherapy & Occupational Therapy (Hull) Summary

Number of responses: 3

Experience	Amount	Percentage
Very good	3	100.000%
Good	0	0.000%
Neither good nor poor	0	0.000%
Poor	0	0.000%
Very poor	0	0.000%
Do not know	0	0.000%

Very good Good Neither good nor poor Poor
Very poor Do not know



Experience	Amount	Percentage
Very good & Good	3	100.000%
Very poor & Poor	0	0.000%
Neither good nor poor & Do not know	0	0.000%

Very good & Good Very poor & Poor
Neither good nor poor & Do not know



Community Ward (ERCH) Summary

Number of responses: 0

Customer Services Summary

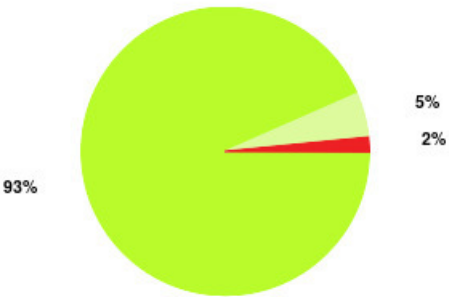
Number of responses: 0

Deep Vein Thrombosis Summary

Number of responses: 60


Experience	Amount	Percentage
Very good	56	93.333%
Good	3	5.000%
Neither good nor poor	0	0.000%
Poor	0	0.000%
Very poor	1	1.667%
Do not know	0	0.000%

Very good Good Neither good nor poor Poor
Very poor Do not know



Experience	Amount	Percentage
Very good & Good	59	98.333%
Very poor & Poor	1	1.667%
Neither good nor poor & Do not know	0	0.000%

Very good & Good Very poor & Poor
Neither good nor poor & Do not know

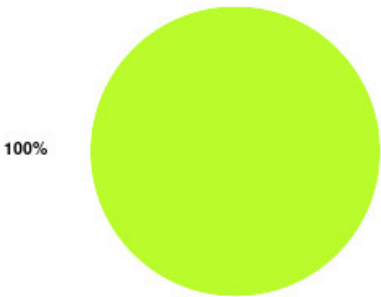


Dental - Beverley PDS Summary

Number of responses: 14

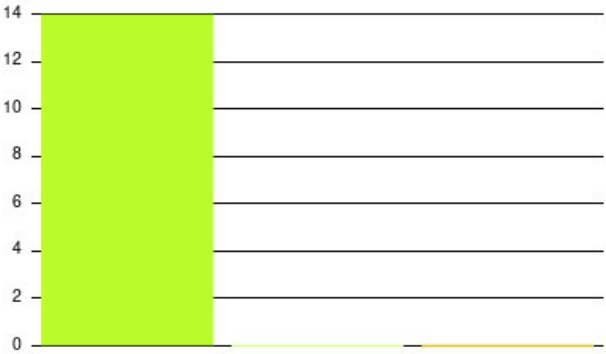
Experience	Amount	Percentage
Very good	14	100.000%
Good	0	0.000%
Neither good nor poor	0	0.000%
Poor	0	0.000%
Very poor	0	0.000%
Do not know	0	0.000%

Very good Good Neither good nor poor Poor
Very poor Do not know



Experience	Amount	Percentage
Very good & Good	14	100.000%
Very poor & Poor	0	0.000%
Neither good nor poor & Do not know	0	0.000%

Very good & Good Very poor & Poor
Neither good nor poor & Do not know

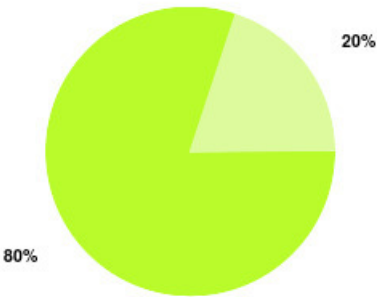


Dental - Bridlington CDS Summary

Number of responses: 5

Experience	Amount	Percentage
Very good	4	80.000%
Good	1	20.000%
Neither good nor poor	0	0.000%
Poor	0	0.000%
Very poor	0	0.000%
Do not know	0	0.000%

Very good Good Neither good nor poor Poor
Very poor Do not know



Experience	Amount	Percentage
Very good & Good	5	100.000%
Very poor & Poor	0	0.000%
Neither good nor poor & Do not know	0	0.000%

Very good & Good Very poor & Poor
Neither good nor poor & Do not know

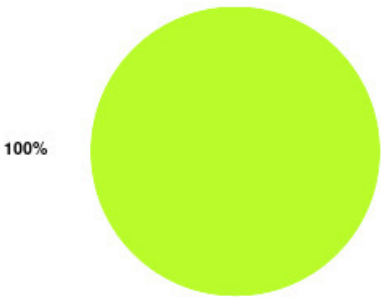


Dental - Driffield PDS Summary

Number of responses: 2

Experience	Amount	Percentage
Very good	2	100.000%
Good	0	0.000%
Neither good nor poor	0	0.000%
Poor	0	0.000%
Very poor	0	0.000%
Do not know	0	0.000%

Very good Good Neither good nor poor Poor
Very poor Do not know



Experience	Amount	Percentage
Very good & Good	2	100.000%
Very poor & Poor	0	0.000%
Neither good nor poor & Do not know	0	0.000%

Very good & Good Very poor & Poor
Neither good nor poor & Do not know



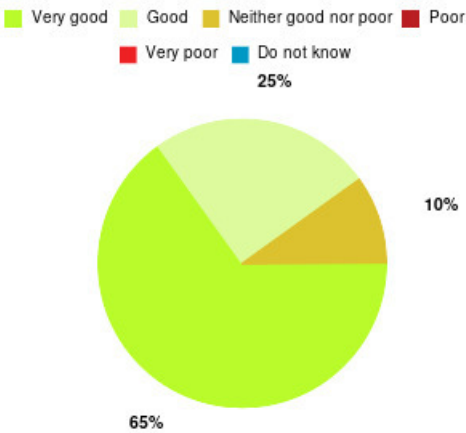
Dental - Goole CDS Summary

Number of responses: 0

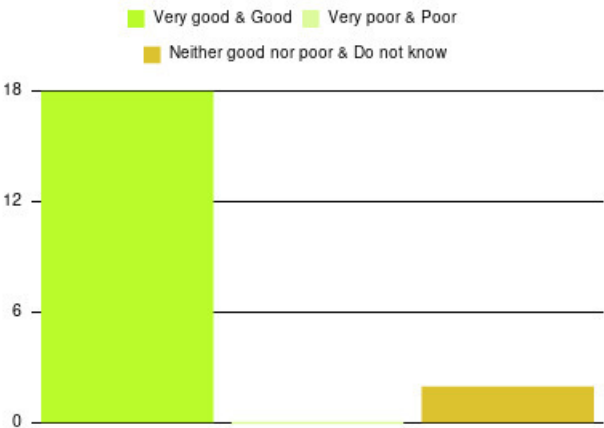
Dental - Goole PDS Summary

Number of responses: 20

Experience	Amount	Percentage
Very good	13	65.000%
Good	5	25.000%
Neither good nor poor	2	10.000%
Poor	0	0.000%
Very poor	0	0.000%
Do not know	0	0.000%



Experience	Amount	Percentage
Very good & Good	18	90.000%
Very poor & Poor	0	0.000%
Neither good nor poor & Do not know	2	10.000%

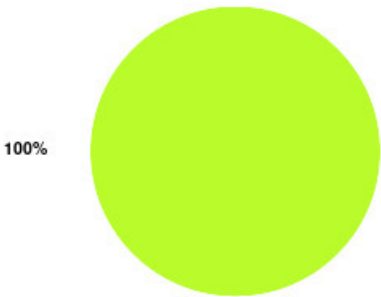


Dental - Highlands CDS Summary

Number of responses: 11

Experience	Amount	Percentage
Very good	11	100.000%
Good	0	0.000%
Neither good nor poor	0	0.000%
Poor	0	0.000%
Very poor	0	0.000%
Do not know	0	0.000%

Very good Good Neither good nor poor Poor
Very poor Do not know



Experience	Amount	Percentage
Very good & Good	11	100.000%
Very poor & Poor	0	0.000%
Neither good nor poor & Do not know	0	0.000%

Very good & Good Very poor & Poor
Neither good nor poor & Do not know

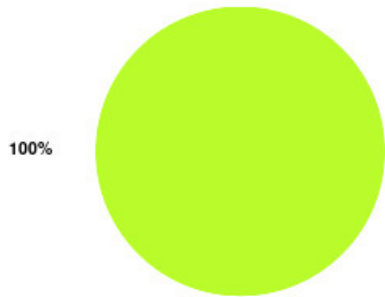


Dental - Jameson Street PDS Summary

Number of responses: 19

Experience	Amount	Percentage
Very good	19	100.000%
Good	0	0.000%
Neither good nor poor	0	0.000%
Poor	0	0.000%
Very poor	0	0.000%
Do not know	0	0.000%

Very good Good Neither good nor poor Poor
Very poor Do not know



Experience	Amount	Percentage
Very good & Good	19	100.000%
Very poor & Poor	0	0.000%
Neither good nor poor & Do not know	0	0.000%

Very good & Good Very poor & Poor
Neither good nor poor & Do not know

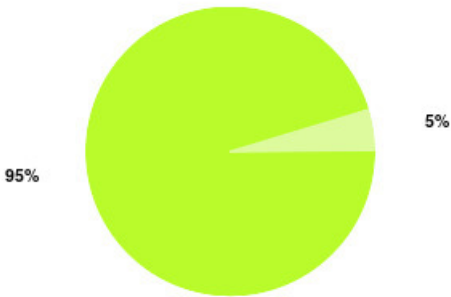


Dental - Orchard Park CDS Summary

Number of responses: 21

Experience	Amount	Percentage
Very good	20	95.238%
Good	1	4.762%
Neither good nor poor	0	0.000%
Poor	0	0.000%
Very poor	0	0.000%
Do not know	0	0.000%

Very good Good Neither good nor poor Poor
Very poor Do not know



Experience	Amount	Percentage
Very good & Good	21	100.000%
Very poor & Poor	0	0.000%
Neither good nor poor & Do not know	0	0.000%

Very good & Good Very poor & Poor
Neither good nor poor & Do not know

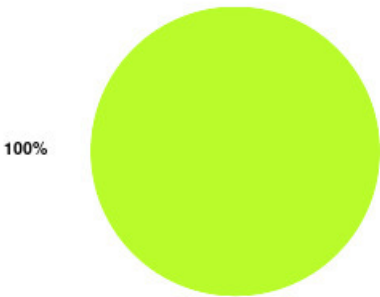


Dental - Pocklington PDS Summary

Number of responses: 1

Experience	Amount	Percentage
Very good	1	100.000%
Good	0	0.000%
Neither good nor poor	0	0.000%
Poor	0	0.000%
Very poor	0	0.000%
Do not know	0	0.000%

Very good Good Neither good nor poor Poor
Very poor Do not know



Experience	Amount	Percentage
Very good & Good	1	100.000%
Very poor & Poor	0	0.000%
Neither good nor poor & Do not know	0	0.000%

Very good & Good Very poor & Poor
Neither good nor poor & Do not know

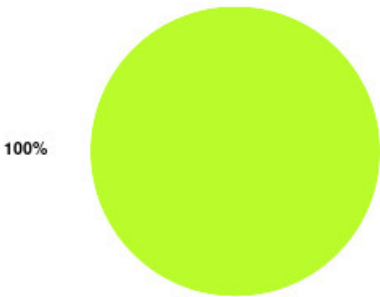


Dental - Withernsea PDS Summary

Number of responses: 5

Experience	Amount	Percentage
Very good	5	100.000%
Good	0	0.000%
Neither good nor poor	0	0.000%
Poor	0	0.000%
Very poor	0	0.000%
Do not know	0	0.000%

Very good Good Neither good nor poor Poor
Very poor Do not know



Experience	Amount	Percentage
Very good & Good	5	100.000%
Very poor & Poor	0	0.000%
Neither good nor poor & Do not know	0	0.000%

Very good & Good Very poor & Poor
Neither good nor poor & Do not know



Diabetes Podiatry Summary

Number of responses: 0

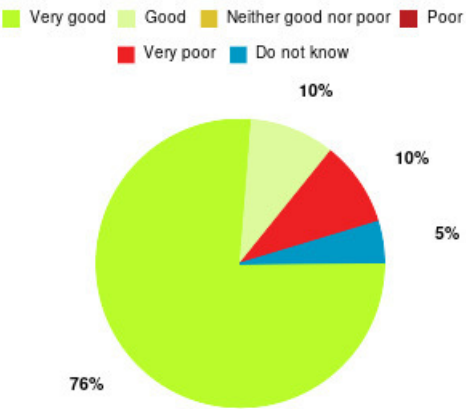
Diabetes Service (East Riding) Summary

Number of responses: 0

Dietetics (East Riding) Summary

Number of responses: 21

Experience	Amount	Percentage
Very good	16	76.190%
Good	2	9.524%
Neither good nor poor	0	0.000%
Poor	0	0.000%
Very poor	2	9.524%
Do not know	1	4.762%



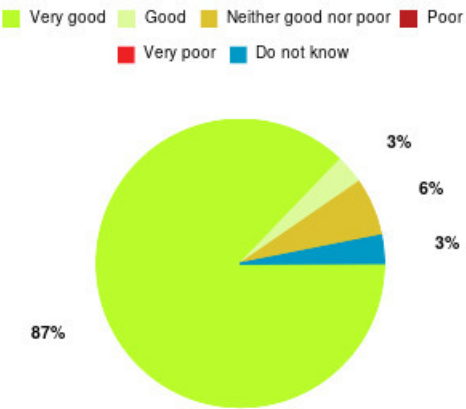
Experience	Amount	Percentage
Very good & Good	18	85.714%
Very poor & Poor	2	9.524%
Neither good nor poor & Do not know	1	4.762%



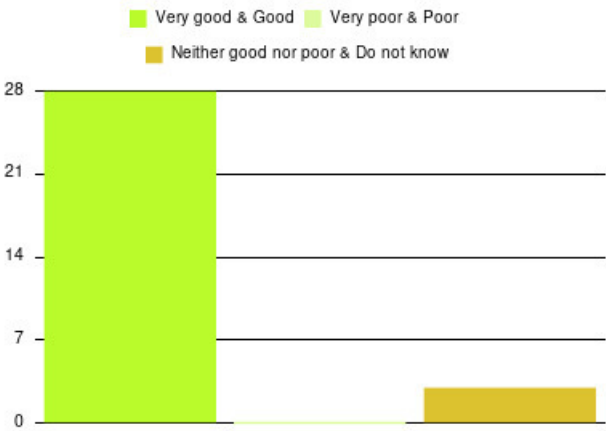
Dietetics (Hull) Summary

Number of responses: 31

Experience	Amount	Percentage
Very good	27	87.097%
Good	1	3.226%
Neither good nor poor	2	6.452%
Poor	0	0.000%
Very poor	0	0.000%
Do not know	1	3.226%



Experience	Amount	Percentage
Very good & Good	28	90.323%
Very poor & Poor	0	0.000%
Neither good nor poor & Do not know	3	9.677%



East Riding Fracture Liaison Service Summary

Number of responses: 0

East Riding Frailty Team Summary

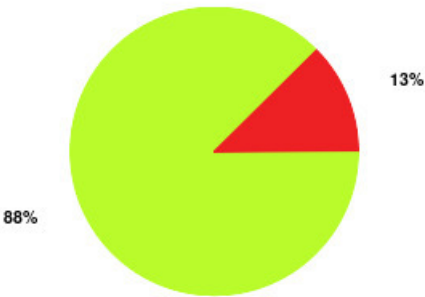
Number of responses: 0

Eating Disorders Summary

Number of responses: 8

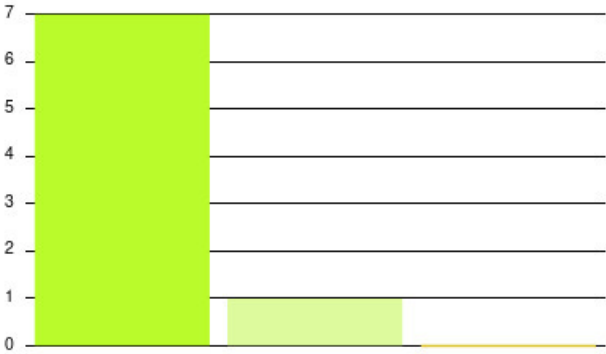
Experience	Amount	Percentage
Very good	7	87.500%
Good	0	0.000%
Neither good nor poor	0	0.000%
Poor	0	0.000%
Very poor	1	12.500%
Do not know	0	0.000%

Very good Good Neither good nor poor Poor
Very poor Do not know



Experience	Amount	Percentage
Very good & Good	7	87.500%
Very poor & Poor	1	12.500%
Neither good nor poor & Do not know	0	0.000%

Very good & Good Very poor & Poor
Neither good nor poor & Do not know



EMPOWER Summary

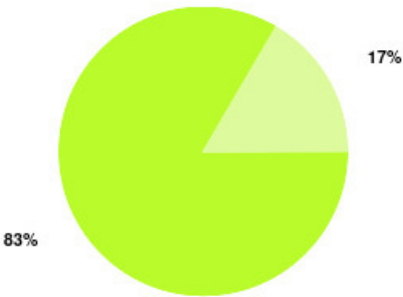
Number of responses: 0

Falls Team (East Riding) Summary

Number of responses: 6

Experience	Amount	Percentage
Very good	5	83.333%
Good	1	16.667%
Neither good nor poor	0	0.000%
Poor	0	0.000%
Very poor	0	0.000%
Do not know	0	0.000%

Very good Good Neither good nor poor Poor
Very poor Do not know



Experience	Amount	Percentage
Very good & Good	6	100.000%
Very poor & Poor	0	0.000%
Neither good nor poor & Do not know	0	0.000%

Very good & Good Very poor & Poor
Neither good nor poor & Do not know

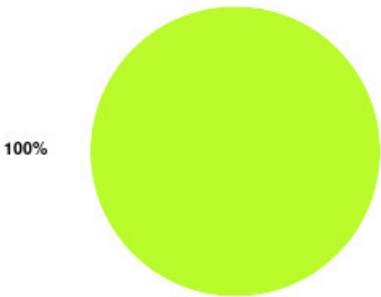


Falls Team (Hull) Summary

Number of responses: 12

Experience	Amount	Percentage
Very good	12	100.000%
Good	0	0.000%
Neither good nor poor	0	0.000%
Poor	0	0.000%
Very poor	0	0.000%
Do not know	0	0.000%

Very good Good Neither good nor poor Poor
Very poor Do not know



Experience	Amount	Percentage
Very good & Good	12	100.000%
Very poor & Poor	0	0.000%
Neither good nor poor & Do not know	0	0.000%

Very good & Good Very poor & Poor
Neither good nor poor & Do not know



Fit4All Team (SH) Summary

Number of responses: 0

Gastroenterology Summary

Number of responses: 0

Goole UTC Summary

Number of responses: 0

GP - East Park Surgery Summary

Number of responses: 0

GP – Kingston Practice Summary

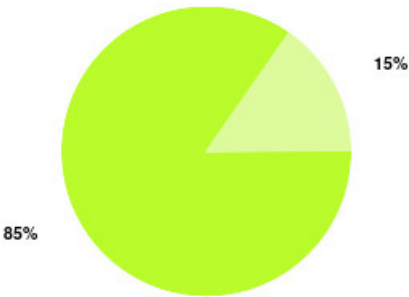
Number of responses: 0

GP – Riverside Practice Summary

Number of responses: 13

Experience	Amount	Percentage
Very good	11	84.615%
Good	2	15.385%
Neither good nor poor	0	0.000%
Poor	0	0.000%
Very poor	0	0.000%
Do not know	0	0.000%

Very good Good Neither good nor poor Poor
Very poor Do not know



Experience	Amount	Percentage
Very good & Good	13	100.000%
Very poor & Poor	0	0.000%
Neither good nor poor & Do not know	0	0.000%

Very good & Good Very poor & Poor
Neither good nor poor & Do not know




GP – The Quays Summary

Number of responses: 2

Experience	Amount	Percentage
Very good	1	50.000%
Good	0	0.000%
Neither good nor poor	0	0.000%
Poor	0	0.000%
Very poor	1	50.000%
Do not know	0	0.000%


Experience	Amount	Percentage
Very good & Good	1	50.000%
Very poor & Poor	1	50.000%
Neither good nor poor & Do not know	0	0.000%

Very good Good Neither good nor poor Poor
Very poor Do not know
50%



50%

Very good & Good Very poor & Poor
Neither good nor poor & Do not know



GP – Wolds View Primary Care Centre Summary

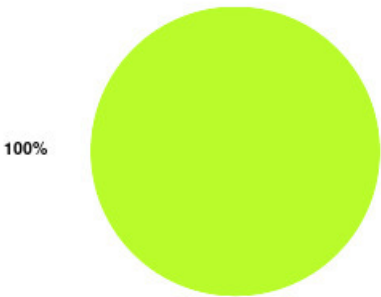
Number of responses: 0

Health & Lifestyle Practitioners (Primary Care) Summary

Number of responses: 9

Experience	Amount	Percentage
Very good	9	100.000%
Good	0	0.000%
Neither good nor poor	0	0.000%
Poor	0	0.000%
Very poor	0	0.000%
Do not know	0	0.000%

Very good Good Neither good nor poor Poor
Very poor Do not know



Experience	Amount	Percentage
Very good & Good	9	100.000%
Very poor & Poor	0	0.000%
Neither good nor poor & Do not know	0	0.000%

Very good & Good Very poor & Poor
Neither good nor poor & Do not know



Health Checks (SH) Summary

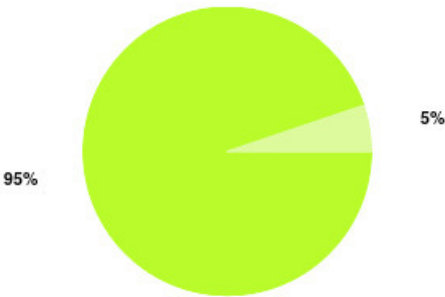
Number of responses: 0

Health Trainers (inc Social Prescribing) SH Summary

Number of responses: 19

Experience	Amount	Percentage
Very good	18	94.737%
Good	1	5.263%
Neither good nor poor	0	0.000%
Poor	0	0.000%
Very poor	0	0.000%
Do not know	0	0.000%

Very good Good Neither good nor poor Poor
Very poor Do not know



Experience	Amount	Percentage
Very good & Good	19	100.000%
Very poor & Poor	0	0.000%
Neither good nor poor & Do not know	0	0.000%

Very good & Good Very poor & Poor
Neither good nor poor & Do not know

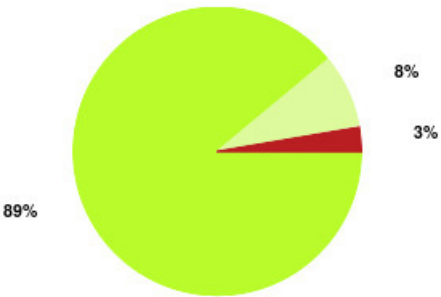


Healthy Hull Summary

Number of responses: 36

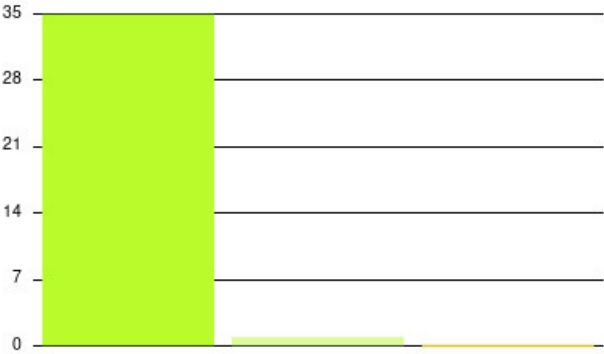
Experience	Amount	Percentage
Very good	32	88.889%
Good	3	8.333%
Neither good nor poor	0	0.000%
Poor	1	2.778%
Very poor	0	0.000%
Do not know	0	0.000%

Very good Good Neither good nor poor Poor
Very poor Do not know



Experience	Amount	Percentage
Very good & Good	35	97.222%
Very poor & Poor	1	2.778%
Neither good nor poor & Do not know	0	0.000%

Very good & Good Very poor & Poor
Neither good nor poor & Do not know

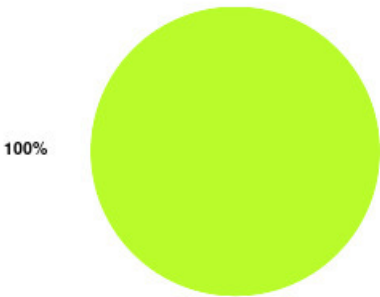


Healthy St Helens Summary

Number of responses: 1

Experience	Amount	Percentage
Very good	1	100.000%
Good	0	0.000%
Neither good nor poor	0	0.000%
Poor	0	0.000%
Very poor	0	0.000%
Do not know	0	0.000%

Very good Good Neither good nor poor Poor
Very poor Do not know



Experience	Amount	Percentage
Very good & Good	1	100.000%
Very poor & Poor	0	0.000%
Neither good nor poor & Do not know	0	0.000%

Very good & Good Very poor & Poor
Neither good nor poor & Do not know



HERCH20 Summary

Number of responses: 0

Holy Name Summary

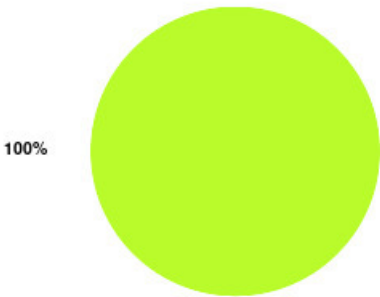
Number of responses: 0

Home Oxygen Service (East Riding) Summary

Number of responses: 1

Experience	Amount	Percentage
Very good	1	100.000%
Good	0	0.000%
Neither good nor poor	0	0.000%
Poor	0	0.000%
Very poor	0	0.000%
Do not know	0	0.000%

Very good Good Neither good nor poor Poor
Very poor Do not know



Experience	Amount	Percentage
Very good & Good	1	100.000%
Very poor & Poor	0	0.000%
Neither good nor poor & Do not know	0	0.000%

Very good & Good Very poor & Poor
Neither good nor poor & Do not know



Home Oxygen Service (Hull) Summary

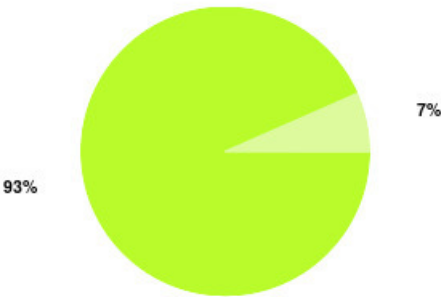
Number of responses: 0

Hull and East Riding Accelerated Lower Limb (HEAL) Pathway Summary

Number of responses: 15

Experience	Amount	Percentage
Very good	14	93.333%
Good	1	6.667%
Neither good nor poor	0	0.000%
Poor	0	0.000%
Very poor	0	0.000%
Do not know	0	0.000%

Very good Good Neither good nor poor Poor
Very poor Do not know



Experience	Amount	Percentage
Very good & Good	15	100.000%
Very poor & Poor	0	0.000%
Neither good nor poor & Do not know	0	0.000%

Very good & Good Very poor & Poor
Neither good nor poor & Do not know



Hull Complex Wounds Summary

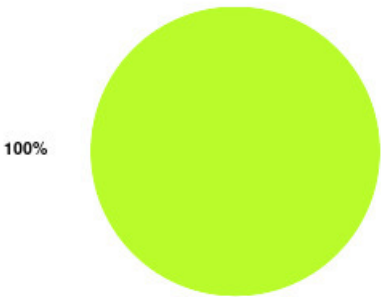
Number of responses: 0

Hull First Falls Summary

Number of responses: 18

Experience	Amount	Percentage
Very good	18	100.000%
Good	0	0.000%
Neither good nor poor	0	0.000%
Poor	0	0.000%
Very poor	0	0.000%
Do not know	0	0.000%

Very good Good Neither good nor poor Poor
Very poor Do not know



Experience	Amount	Percentage
Very good & Good	18	100.000%
Very poor & Poor	0	0.000%
Neither good nor poor & Do not know	0	0.000%

Very good & Good Very poor & Poor
Neither good nor poor & Do not know

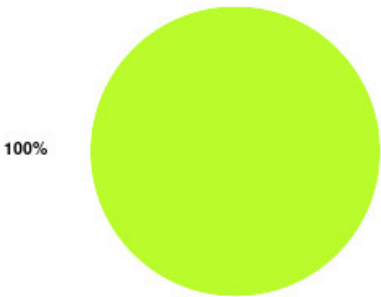


Hull Fracture Liaison Service Summary

Number of responses: 1

Experience	Amount	Percentage
Very good	1	100.000%
Good	0	0.000%
Neither good nor poor	0	0.000%
Poor	0	0.000%
Very poor	0	0.000%
Do not know	0	0.000%

Very good Good Neither good nor poor Poor
Very poor Do not know



Experience	Amount	Percentage
Very good & Good	1	100.000%
Very poor & Poor	0	0.000%
Neither good nor poor & Do not know	0	0.000%

Very good & Good Very poor & Poor
Neither good nor poor & Do not know



Hull Urgent Care Summary

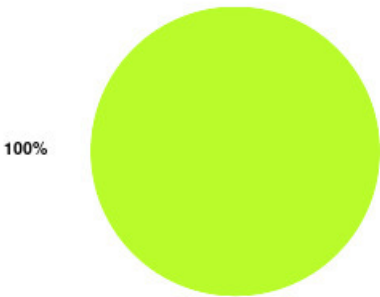
Number of responses: 0

Infant Feeding Service (SH) Summary

Number of responses: 7

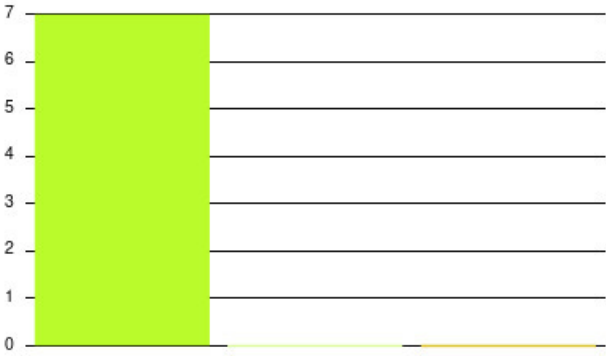
Experience	Amount	Percentage
Very good	7	100.000%
Good	0	0.000%
Neither good nor poor	0	0.000%
Poor	0	0.000%
Very poor	0	0.000%
Do not know	0	0.000%

Very good Good Neither good nor poor Poor
Very poor Do not know



Experience	Amount	Percentage
Very good & Good	7	100.000%
Very poor & Poor	0	0.000%
Neither good nor poor & Do not know	0	0.000%

Very good & Good Very poor & Poor
Neither good nor poor & Do not know

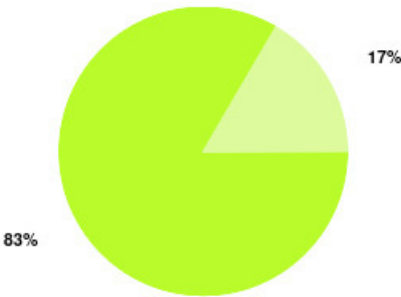


Intermediate Care Summary

Number of responses: 12

Experience	Amount	Percentage
Very good	10	83.333%
Good	2	16.667%
Neither good nor poor	0	0.000%
Poor	0	0.000%
Very poor	0	0.000%
Do not know	0	0.000%

Very good Good Neither good nor poor Poor
Very poor Do not know



Experience	Amount	Percentage
Very good & Good	12	100.000%
Very poor & Poor	0	0.000%
Neither good nor poor & Do not know	0	0.000%

Very good & Good Very poor & Poor
Neither good nor poor & Do not know



Intermediate Care (ER) Summary

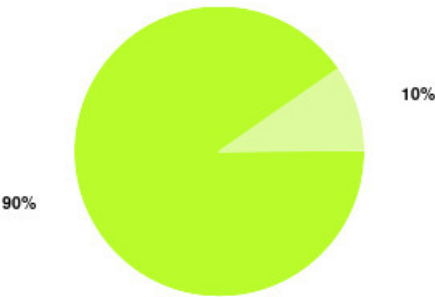
Number of responses: 0

Jean Bishop ICC Summary

Number of responses: 41

Experience	Amount	Percentage
Very good	37	90.244%
Good	4	9.756%
Neither good nor poor	0	0.000%
Poor	0	0.000%
Very poor	0	0.000%
Do not know	0	0.000%

Very good Good Neither good nor poor Poor
Very poor Do not know



Experience	Amount	Percentage
Very good & Good	41	100.000%
Very poor & Poor	0	0.000%
Neither good nor poor & Do not know	0	0.000%

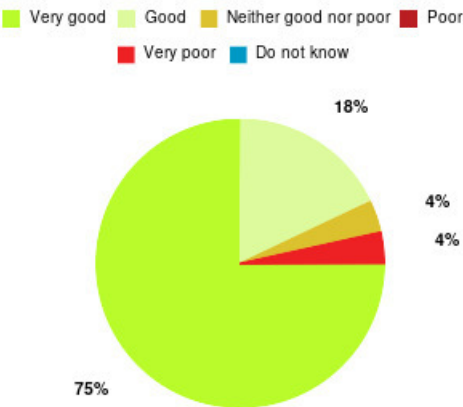
Very good & Good Very poor & Poor
Neither good nor poor & Do not know



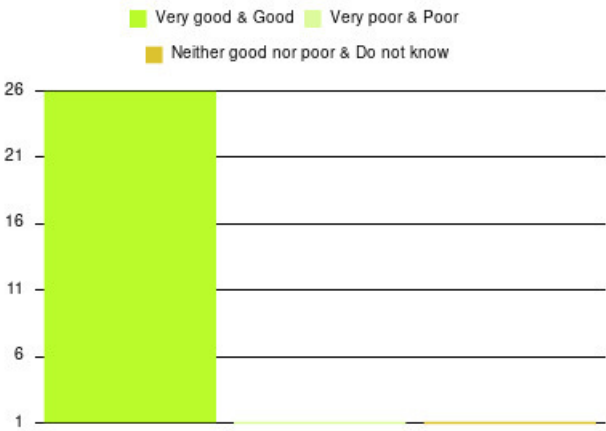
Let's Talk (Hull) Summary

Number of responses: 28

Experience	Amount	Percentage
Very good	21	75.000%
Good	5	17.857%
Neither good nor poor	1	3.571%
Poor	0	0.000%
Very poor	1	3.571%
Do not know	0	0.000%



Experience	Amount	Percentage
Very good & Good	26	92.857%
Very poor & Poor	1	3.571%
Neither good nor poor & Do not know	1	3.571%



Let's Talk - Cruse Summary

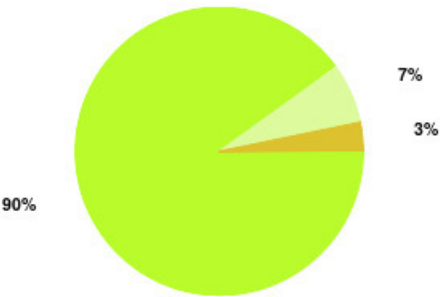
Number of responses: 0

Let's Talk - Focus Counselling Summary

Number of responses: 30

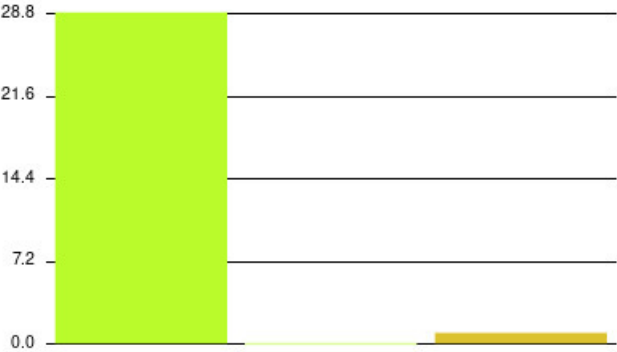
Experience	Amount	Percentage
Very good	27	90.000%
Good	2	6.667%
Neither good nor poor	1	3.333%
Poor	0	0.000%
Very poor	0	0.000%
Do not know	0	0.000%

Very good Good Neither good nor poor Poor
Very poor Do not know



Experience	Amount	Percentage
Very good & Good	29	96.667%
Very poor & Poor	0	0.000%
Neither good nor poor & Do not know	1	3.333%

Very good & Good Very poor & Poor
Neither good nor poor & Do not know



Let's Talk - Good Day Therapy Summary

Number of responses: 0

Let's Talk - HEY Mind Summary

Number of responses: 0

Let's Talk - House of Light Summary

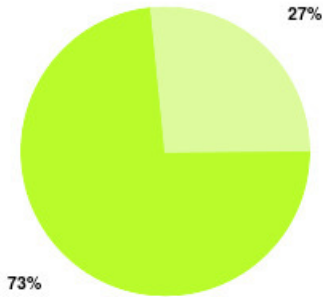
Number of responses: 0

Let's Talk - Joan Pickard Ltd Summary

Number of responses: 15

Experience	Amount	Percentage
Very good	11	73.333%
Good	4	26.667%
Neither good nor poor	0	0.000%
Poor	0	0.000%
Very poor	0	0.000%
Do not know	0	0.000%

Very good Good Neither good nor poor Poor
Very poor Do not know



Experience	Amount	Percentage
Very good & Good	15	100.000%
Very poor & Poor	0	0.000%
Neither good nor poor & Do not know	0	0.000%

Very good & Good Very poor & Poor
Neither good nor poor & Do not know



Let's Talk - Relate Summary

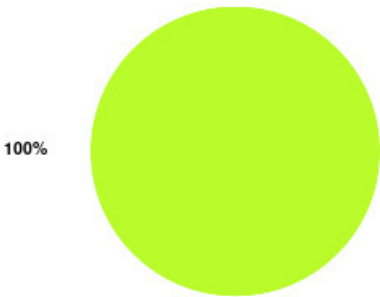
Number of responses: 0

Let's Talk - S2BH Summary

Number of responses: 3

Experience	Amount	Percentage
Very good	3	100.000%
Good	0	0.000%
Neither good nor poor	0	0.000%
Poor	0	0.000%
Very poor	0	0.000%
Do not know	0	0.000%

Very good Good Neither good nor poor Poor
Very poor Do not know



Experience	Amount	Percentage
Very good & Good	3	100.000%
Very poor & Poor	0	0.000%
Neither good nor poor & Do not know	0	0.000%

Very good & Good Very poor & Poor
Neither good nor poor & Do not know

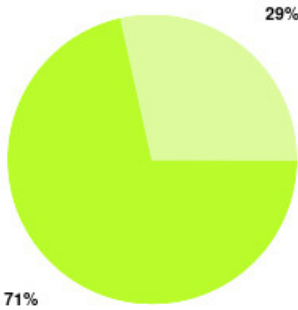


Let's Talk - Temenos Summary

Number of responses: 7

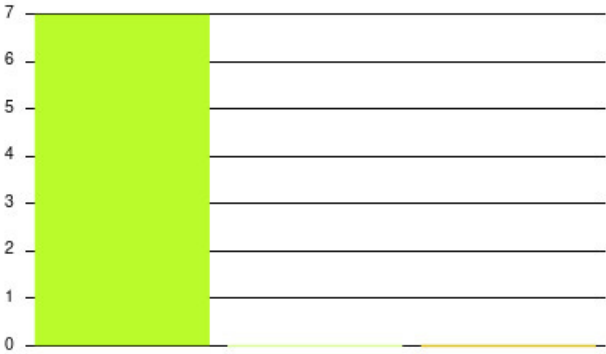
Experience	Amount	Percentage
Very good	5	71.429%
Good	2	28.571%
Neither good nor poor	0	0.000%
Poor	0	0.000%
Very poor	0	0.000%
Do not know	0	0.000%

Very good Good Neither good nor poor Poor
Very poor Do not know



Experience	Amount	Percentage
Very good & Good	7	100.000%
Very poor & Poor	0	0.000%
Neither good nor poor & Do not know	0	0.000%

Very good & Good Very poor & Poor
Neither good nor poor & Do not know

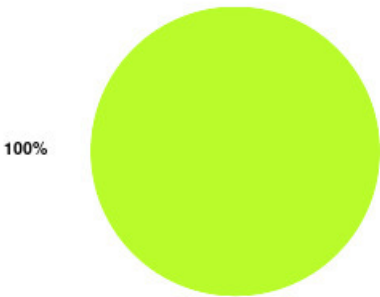


Lifestyle Referral (SH) Summary

Number of responses: 1

Experience	Amount	Percentage
Very good	1	100.000%
Good	0	0.000%
Neither good nor poor	0	0.000%
Poor	0	0.000%
Very poor	0	0.000%
Do not know	0	0.000%

Very good Good Neither good nor poor Poor
Very poor Do not know



Experience	Amount	Percentage
Very good & Good	1	100.000%
Very poor & Poor	0	0.000%
Neither good nor poor & Do not know	0	0.000%

Very good & Good Very poor & Poor
Neither good nor poor & Do not know



Local Outbreak Team Summary

Number of responses: 0

Looked After Children Summary

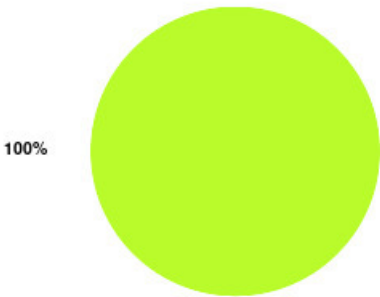
Number of responses: 0

Lymphoedema Summary

Number of responses: 4

Experience	Amount	Percentage
Very good	4	100.000%
Good	0	0.000%
Neither good nor poor	0	0.000%
Poor	0	0.000%
Very poor	0	0.000%
Do not know	0	0.000%

Very good Good Neither good nor poor Poor
Very poor Do not know



Experience	Amount	Percentage
Very good & Good	4	100.000%
Very poor & Poor	0	0.000%
Neither good nor poor & Do not know	0	0.000%

Very good & Good Very poor & Poor
Neither good nor poor & Do not know



Macmillan Wolds Unit (Bridlington) Summary

Number of responses: 0

Medicines Management - Care Home Service Summary

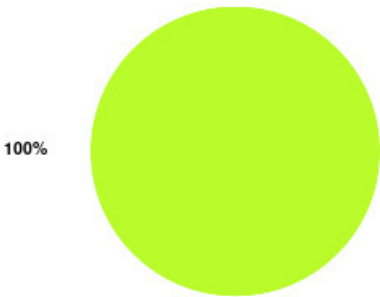
Number of responses: 0

Mental Health Team (SH) Summary

Number of responses: 1

Experience	Amount	Percentage
Very good	1	100.000%
Good	0	0.000%
Neither good nor poor	0	0.000%
Poor	0	0.000%
Very poor	0	0.000%
Do not know	0	0.000%

Very good Good Neither good nor poor Poor
Very poor Do not know



Experience	Amount	Percentage
Very good & Good	1	100.000%
Very poor & Poor	0	0.000%
Neither good nor poor & Do not know	0	0.000%

Very good & Good Very poor & Poor
Neither good nor poor & Do not know

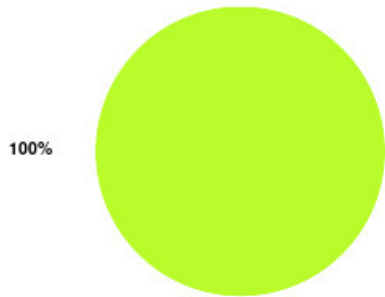


MSK Physiotherapy Summary

Number of responses: 1


Experience	Amount	Percentage
Very good	1	100.000%
Good	0	0.000%
Neither good nor poor	0	0.000%
Poor	0	0.000%
Very poor	0	0.000%
Do not know	0	0.000%

Very good Good Neither good nor poor Poor
Very poor Do not know



Experience	Amount	Percentage
Very good & Good	1	100.000%
Very poor & Poor	0	0.000%
Neither good nor poor & Do not know	0	0.000%

Very good & Good Very poor & Poor
Neither good nor poor & Do not know

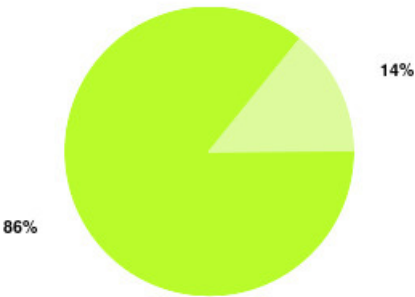


MSK Physiotherapy - Alfred Bean Hospital Summary

Number of responses: 49

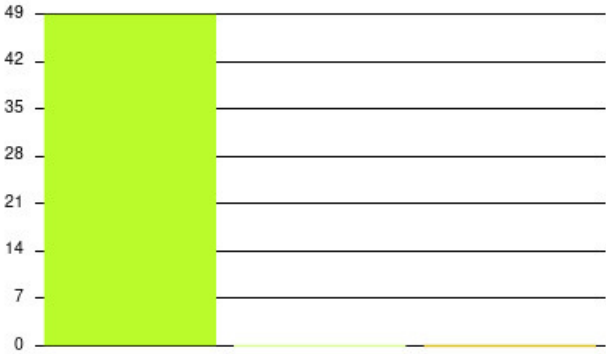
Experience	Amount	Percentage
Very good	42	85.714%
Good	7	14.286%
Neither good nor poor	0	0.000%
Poor	0	0.000%
Very poor	0	0.000%
Do not know	0	0.000%

Very good Good Neither good nor poor Poor
Very poor Do not know



Experience	Amount	Percentage
Very good & Good	49	100.000%
Very poor & Poor	0	0.000%
Neither good nor poor & Do not know	0	0.000%

Very good & Good Very poor & Poor
Neither good nor poor & Do not know

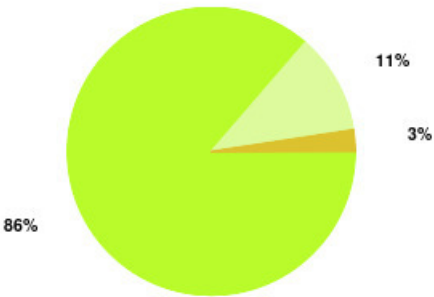


MSK Physiotherapy - Bridlington Hospital Summary

Number of responses: 80

Experience	Amount	Percentage
Very good	69	86.250%
Good	9	11.250%
Neither good nor poor	2	2.500%
Poor	0	0.000%
Very poor	0	0.000%
Do not know	0	0.000%

Very good Good Neither good nor poor Poor
Very poor Do not know



Experience	Amount	Percentage
Very good & Good	78	97.500%
Very poor & Poor	0	0.000%
Neither good nor poor & Do not know	2	2.500%

Very good & Good Very poor & Poor
Neither good nor poor & Do not know

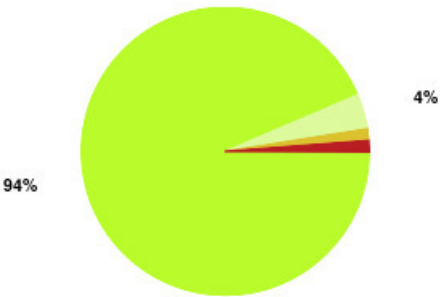


MSK Physiotherapy - East Riding Community Hospital Summary

Number of responses: 77

Experience	Amount	Percentage
Very good	72	93.506%
Good	3	3.896%
Neither good nor poor	1	1.299%
Poor	1	1.299%
Very poor	0	0.000%
Do not know	0	0.000%

Very good Good Neither good nor poor Poor
Very poor Do not know



Experience	Amount	Percentage
Very good & Good	75	97.403%
Very poor & Poor	1	1.299%
Neither good nor poor & Do not know	1	1.299%

Very good & Good Very poor & Poor
Neither good nor poor & Do not know

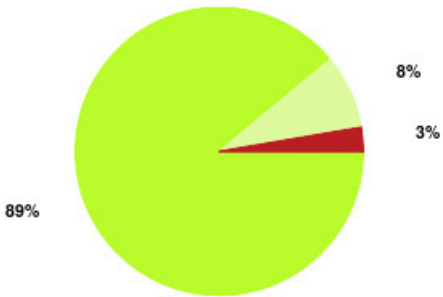


MSK Physiotherapy - Goole & District Hospital Summary

Number of responses: 36

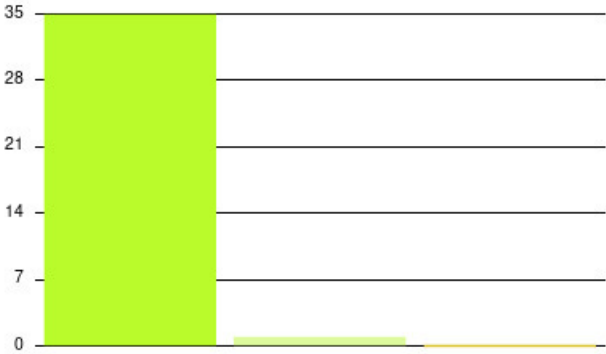
Experience	Amount	Percentage
Very good	32	88.889%
Good	3	8.333%
Neither good nor poor	0	0.000%
Poor	1	2.778%
Very poor	0	0.000%
Do not know	0	0.000%

Very good Good Neither good nor poor Poor
Very poor Do not know



Experience	Amount	Percentage
Very good & Good	35	97.222%
Very poor & Poor	1	2.778%
Neither good nor poor & Do not know	0	0.000%

Very good & Good Very poor & Poor
Neither good nor poor & Do not know

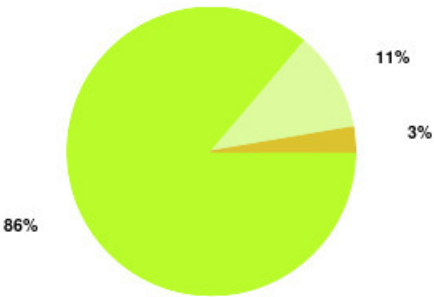


MSK Physiotherapy - Hessle Health Centre Summary

Number of responses: 36

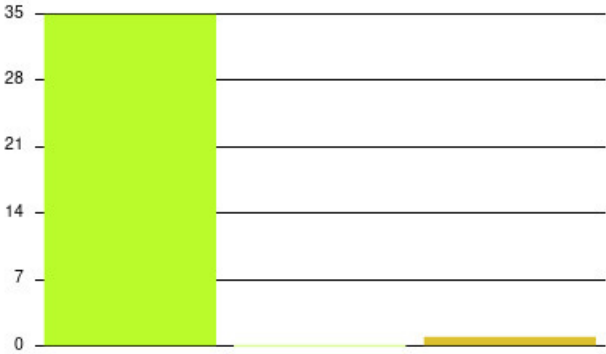
Experience	Amount	Percentage
Very good	31	86.111%
Good	4	11.111%
Neither good nor poor	1	2.778%
Poor	0	0.000%
Very poor	0	0.000%
Do not know	0	0.000%

Very good Good Neither good nor poor Poor
Very poor Do not know



Experience	Amount	Percentage
Very good & Good	35	97.222%
Very poor & Poor	0	0.000%
Neither good nor poor & Do not know	1	2.778%

Very good & Good Very poor & Poor
Neither good nor poor & Do not know

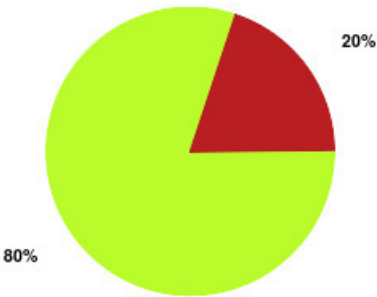


MSK Physiotherapy - Hornsea Cottage Hospital Summary

Number of responses: 10

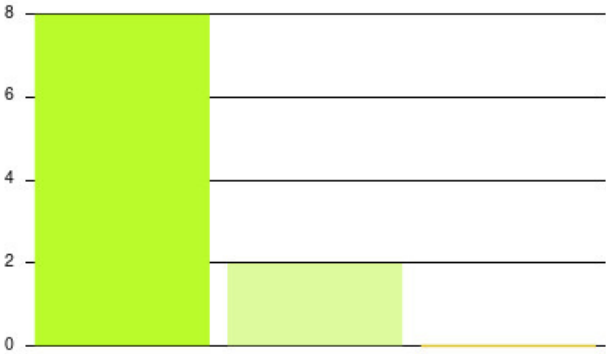
Experience	Amount	Percentage
Very good	8	80.000%
Good	0	0.000%
Neither good nor poor	0	0.000%
Poor	2	20.000%
Very poor	0	0.000%
Do not know	0	0.000%

Very good Good Neither good nor poor Poor
Very poor Do not know



Experience	Amount	Percentage
Very good & Good	8	80.000%
Very poor & Poor	2	20.000%
Neither good nor poor & Do not know	0	0.000%

Very good & Good Very poor & Poor
Neither good nor poor & Do not know

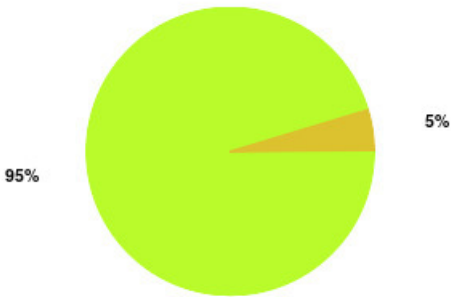


MSK Physiotherapy - Withernsea Hospital Summary

Number of responses: 21

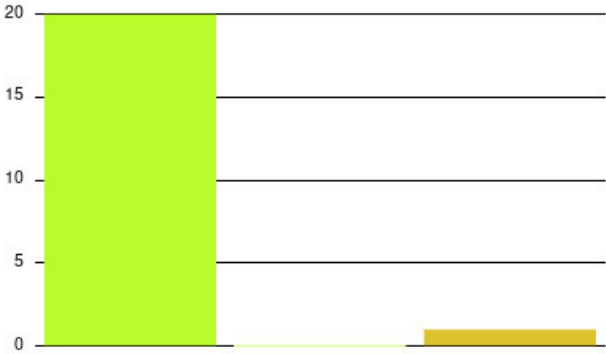
Experience	Amount	Percentage
Very good	20	95.238%
Good	0	0.000%
Neither good nor poor	1	4.762%
Poor	0	0.000%
Very poor	0	0.000%
Do not know	0	0.000%

Very good Good Neither good nor poor Poor
Very poor Do not know



Experience	Amount	Percentage
Very good & Good	20	95.238%
Very poor & Poor	0	0.000%
Neither good nor poor & Do not know	1	4.762%

Very good & Good Very poor & Poor
Neither good nor poor & Do not know



NHS Continuing Healthcare Summary

Number of responses: 0

Night Care Service (EOL) Summary

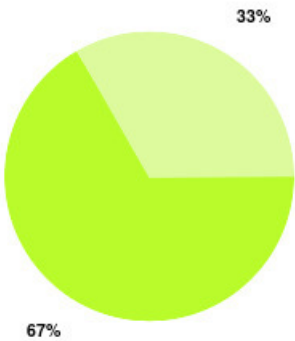
Number of responses: 0

OccWellbeing Summary

Number of responses: 3

Experience	Amount	Percentage
Very good	2	66.667%
Good	1	33.333%
Neither good nor poor	0	0.000%
Poor	0	0.000%
Very poor	0	0.000%
Do not know	0	0.000%

Very good Good Neither good nor poor Poor
Very poor Do not know



Experience	Amount	Percentage
Very good & Good	3	100.000%
Very poor & Poor	0	0.000%
Neither good nor poor & Do not know	0	0.000%

Very good & Good Very poor & Poor
Neither good nor poor & Do not know



Oral Health (SH) Summary

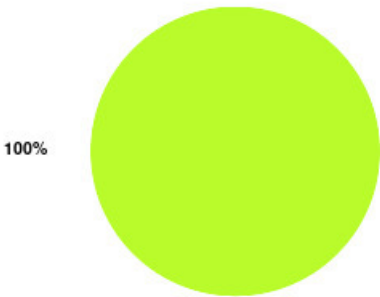
Number of responses: 0

Oral Health Promotion Team Summary

Number of responses: 11

Experience	Amount	Percentage
Very good	11	100.000%
Good	0	0.000%
Neither good nor poor	0	0.000%
Poor	0	0.000%
Very poor	0	0.000%
Do not know	0	0.000%

Very good Good Neither good nor poor Poor
Very poor Do not know



Experience	Amount	Percentage
Very good & Good	11	100.000%
Very poor & Poor	0	0.000%
Neither good nor poor & Do not know	0	0.000%

Very good & Good Very poor & Poor
Neither good nor poor & Do not know

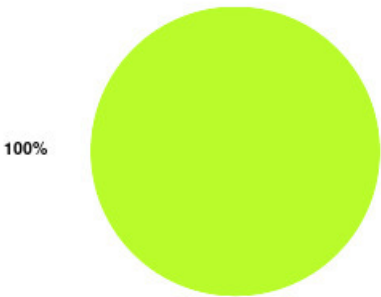


Out of Hours Nursing (East Riding) Summary

Number of responses: 1

Experience	Amount	Percentage
Very good	1	100.000%
Good	0	0.000%
Neither good nor poor	0	0.000%
Poor	0	0.000%
Very poor	0	0.000%
Do not know	0	0.000%

Very good Good Neither good nor poor Poor
Very poor Do not know



Experience	Amount	Percentage
Very good & Good	1	100.000%
Very poor & Poor	0	0.000%
Neither good nor poor & Do not know	0	0.000%

Very good & Good Very poor & Poor
Neither good nor poor & Do not know



Out of Hours Nursing (EOL) Summary

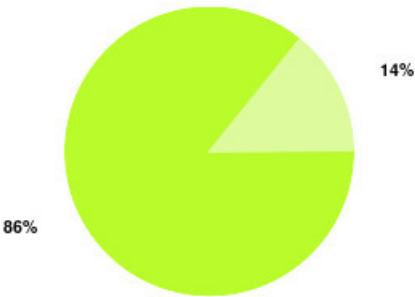
Number of responses: 0

Pain Management - ER & VoY Summary

Number of responses: 7

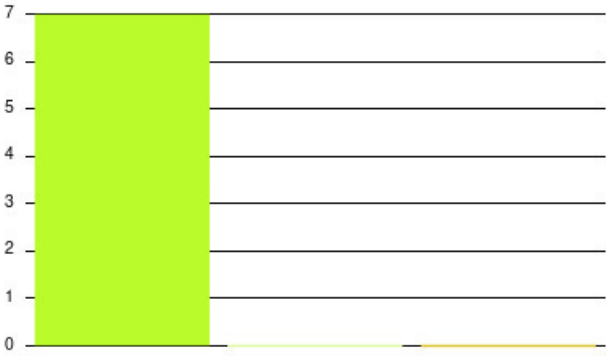
Experience	Amount	Percentage
Very good	6	85.714%
Good	1	14.286%
Neither good nor poor	0	0.000%
Poor	0	0.000%
Very poor	0	0.000%
Do not know	0	0.000%

Very good Good Neither good nor poor Poor
Very poor Do not know



Experience	Amount	Percentage
Very good & Good	7	100.000%
Very poor & Poor	0	0.000%
Neither good nor poor & Do not know	0	0.000%

Very good & Good Very poor & Poor
Neither good nor poor & Do not know

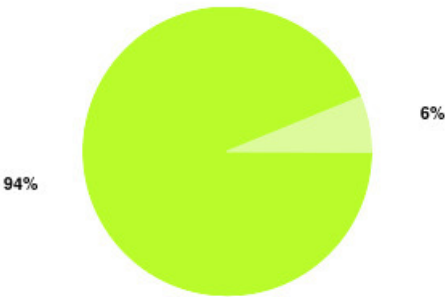


Pain Management - Hull Summary

Number of responses: 16

Experience	Amount	Percentage
Very good	15	93.750%
Good	1	6.250%
Neither good nor poor	0	0.000%
Poor	0	0.000%
Very poor	0	0.000%
Do not know	0	0.000%

Very good Good Neither good nor poor Poor
Very poor Do not know



Experience	Amount	Percentage
Very good & Good	16	100.000%
Very poor & Poor	0	0.000%
Neither good nor poor & Do not know	0	0.000%

Very good & Good Very poor & Poor
Neither good nor poor & Do not know



Parkinson's Hub (ICC) Summary

Number of responses: 0

PAUL for Brain recovery Summary

Number of responses: 0

Pharmacies Summary

Number of responses: 0

Phlebotomy - Withernsea Hospital Summary

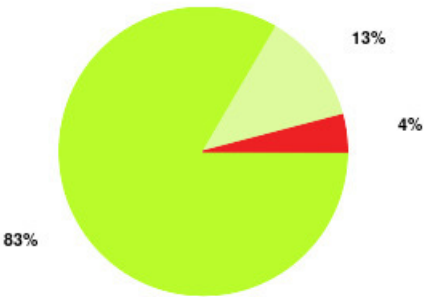
Number of responses: 0

Podiatry (ER - Beverley) Summary

Number of responses: 24

Experience	Amount	Percentage
Very good	20	83.333%
Good	3	12.500%
Neither good nor poor	0	0.000%
Poor	0	0.000%
Very poor	1	4.167%
Do not know	0	0.000%

Very good Good Neither good nor poor Poor
Very poor Do not know



Experience	Amount	Percentage
Very good & Good	23	95.833%
Very poor & Poor	1	4.167%
Neither good nor poor & Do not know	0	0.000%

Very good & Good Very poor & Poor
Neither good nor poor & Do not know

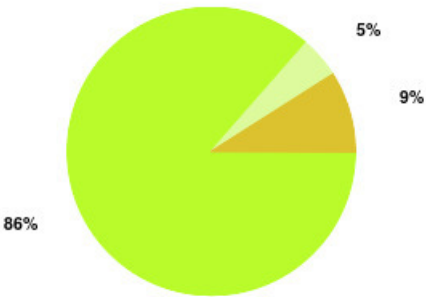


Podiatry (ER - Bridlington) Summary

Number of responses: 22

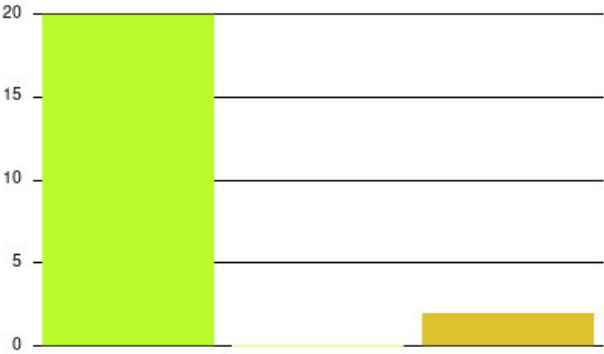
Experience	Amount	Percentage
Very good	19	86.364%
Good	1	4.545%
Neither good nor poor	2	9.091%
Poor	0	0.000%
Very poor	0	0.000%
Do not know	0	0.000%

Very good Good Neither good nor poor Poor
Very poor Do not know



Experience	Amount	Percentage
Very good & Good	20	90.909%
Very poor & Poor	0	0.000%
Neither good nor poor & Do not know	2	9.091%

Very good & Good Very poor & Poor
Neither good nor poor & Do not know

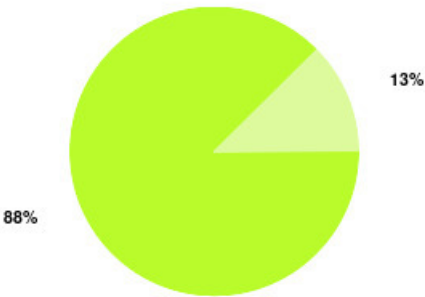


Podiatry (ER - Driffield) Summary

Number of responses: 16

Experience	Amount	Percentage
Very good	14	87.500%
Good	2	12.500%
Neither good nor poor	0	0.000%
Poor	0	0.000%
Very poor	0	0.000%
Do not know	0	0.000%

Very good Good Neither good nor poor Poor
Very poor Do not know



Experience	Amount	Percentage
Very good & Good	16	100.000%
Very poor & Poor	0	0.000%
Neither good nor poor & Do not know	0	0.000%

Very good & Good Very poor & Poor
Neither good nor poor & Do not know

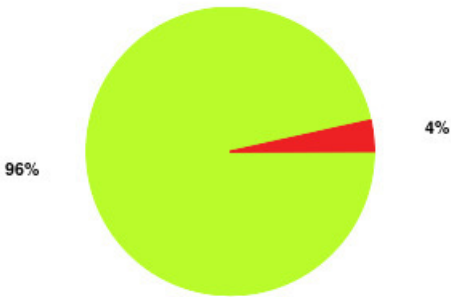


Podiatry (ER - Goole) Summary

Number of responses: 28

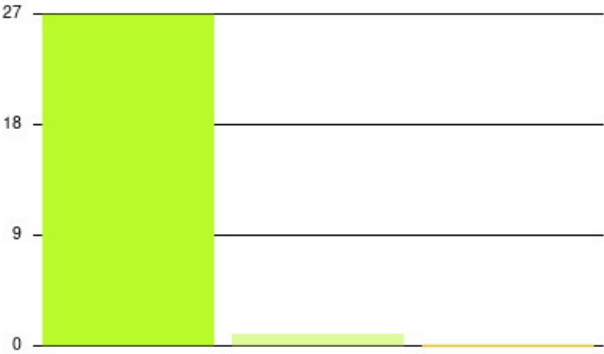
Experience	Amount	Percentage
Very good	27	96.429%
Good	0	0.000%
Neither good nor poor	0	0.000%
Poor	0	0.000%
Very poor	1	3.571%
Do not know	0	0.000%

Very good Good Neither good nor poor Poor
Very poor Do not know



Experience	Amount	Percentage
Very good & Good	27	96.429%
Very poor & Poor	1	3.571%
Neither good nor poor & Do not know	0	0.000%

Very good & Good Very poor & Poor
Neither good nor poor & Do not know



Podiatry (ER - Hedon/Rosedale) Summary

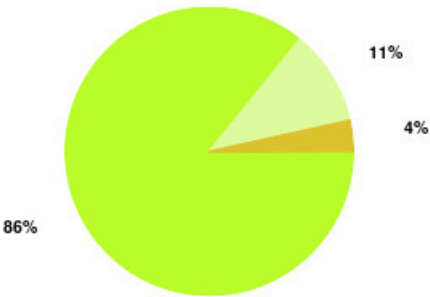
Number of responses: 0

Podiatry (ER - Hesse) Summary

Number of responses: 28

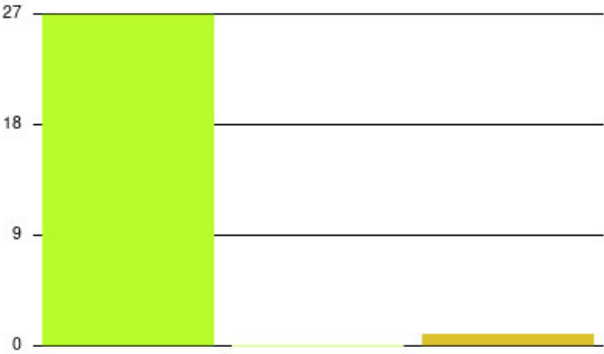
Experience	Amount	Percentage
Very good	24	85.714%
Good	3	10.714%
Neither good nor poor	1	3.571%
Poor	0	0.000%
Very poor	0	0.000%
Do not know	0	0.000%

Very good Good Neither good nor poor Poor
Very poor Do not know



Experience	Amount	Percentage
Very good & Good	27	96.429%
Very poor & Poor	0	0.000%
Neither good nor poor & Do not know	1	3.571%

Very good & Good Very poor & Poor
Neither good nor poor & Do not know



Podiatry (ER - Home visits) Summary

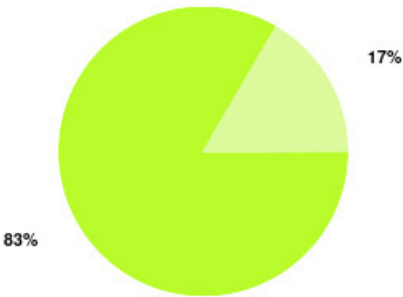
Number of responses: 0

Podiatry (ER - Hornsea) Summary

Number of responses: 6

Experience	Amount	Percentage
Very good	5	83.333%
Good	1	16.667%
Neither good nor poor	0	0.000%
Poor	0	0.000%
Very poor	0	0.000%
Do not know	0	0.000%

Very good Good Neither good nor poor Poor
Very poor Do not know



Experience	Amount	Percentage
Very good & Good	6	100.000%
Very poor & Poor	0	0.000%
Neither good nor poor & Do not know	0	0.000%

Very good & Good Very poor & Poor
Neither good nor poor & Do not know

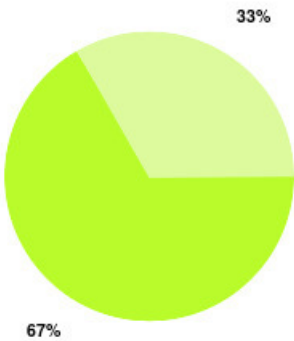


Podiatry (ER - Market Weighton) Summary

Number of responses: 3

Experience	Amount	Percentage
Very good	2	66.667%
Good	1	33.333%
Neither good nor poor	0	0.000%
Poor	0	0.000%
Very poor	0	0.000%
Do not know	0	0.000%

Very good Good Neither good nor poor Poor
Very poor Do not know



Experience	Amount	Percentage
Very good & Good	3	100.000%
Very poor & Poor	0	0.000%
Neither good nor poor & Do not know	0	0.000%

Very good & Good Very poor & Poor
Neither good nor poor & Do not know



Podiatry (ER - MSK) Summary

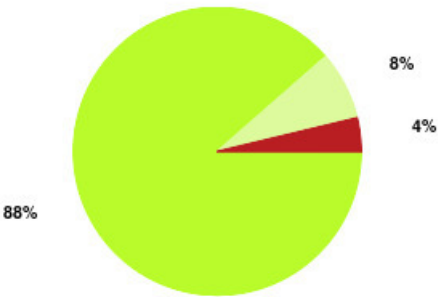
Number of responses: 0

Podiatry (ER - Withernsea) Summary

Number of responses: 26

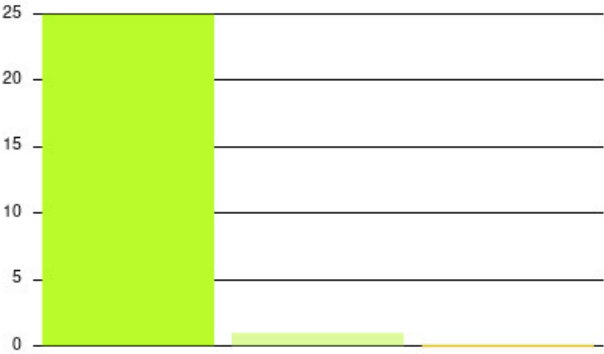
Experience	Amount	Percentage
Very good	23	88.462%
Good	2	7.692%
Neither good nor poor	0	0.000%
Poor	1	3.846%
Very poor	0	0.000%
Do not know	0	0.000%

Very good Good Neither good nor poor Poor
Very poor Do not know



Experience	Amount	Percentage
Very good & Good	25	96.154%
Very poor & Poor	1	3.846%
Neither good nor poor & Do not know	0	0.000%

Very good & Good Very poor & Poor
Neither good nor poor & Do not know

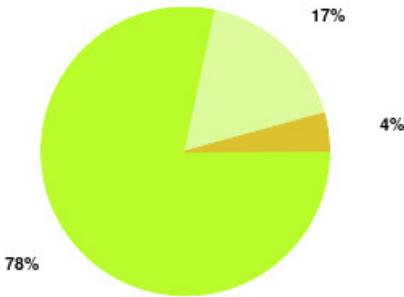


Podiatry (Hull - Allam Diabetes Centre) Summary

Number of responses: 23

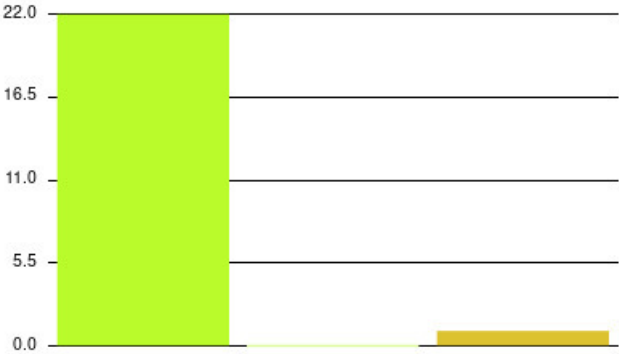
Experience	Amount	Percentage
Very good	18	78.261%
Good	4	17.391%
Neither good nor poor	1	4.348%
Poor	0	0.000%
Very poor	0	0.000%
Do not know	0	0.000%

Very good Good Neither good nor poor Poor
Very poor Do not know



Experience	Amount	Percentage
Very good & Good	22	95.652%
Very poor & Poor	0	0.000%
Neither good nor poor & Do not know	1	4.348%

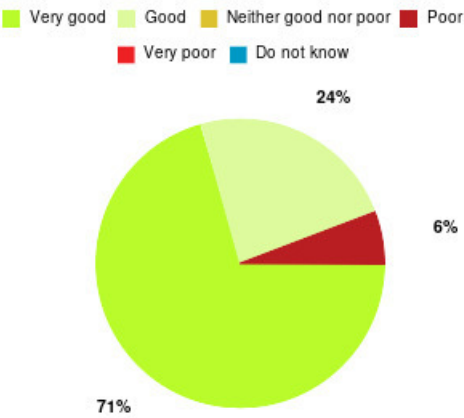
Very good & Good Very poor & Poor
Neither good nor poor & Do not know



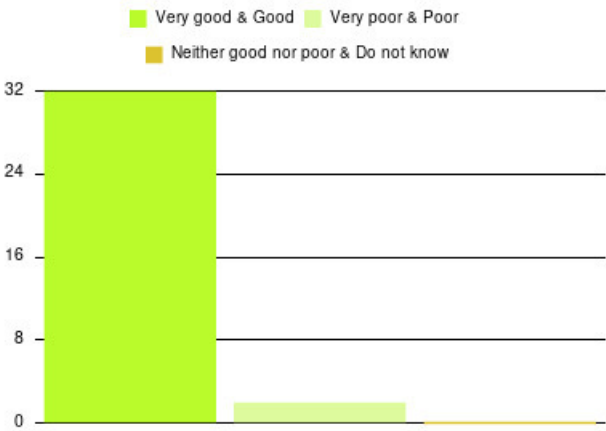
Podiatry (Hull - Bransholme HC) Summary

Number of responses: 34

Experience	Amount	Percentage
Very good	24	70.588%
Good	8	23.529%
Neither good nor poor	0	0.000%
Poor	2	5.882%
Very poor	0	0.000%
Do not know	0	0.000%



Experience	Amount	Percentage
Very good & Good	32	94.118%
Very poor & Poor	2	5.882%
Neither good nor poor & Do not know	0	0.000%

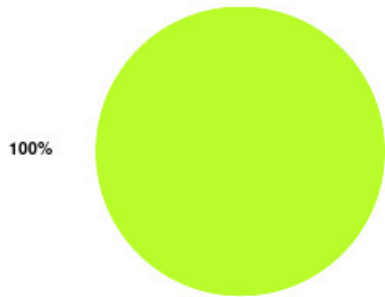


Podiatry (Hull - Dialysis clinic) Summary

Number of responses: 1

Experience	Amount	Percentage
Very good	1	100.000%
Good	0	0.000%
Neither good nor poor	0	0.000%
Poor	0	0.000%
Very poor	0	0.000%
Do not know	0	0.000%

Very good Good Neither good nor poor Poor
Very poor Do not know



Experience	Amount	Percentage
Very good & Good	1	100.000%
Very poor & Poor	0	0.000%
Neither good nor poor & Do not know	0	0.000%

Very good & Good Very poor & Poor
Neither good nor poor & Do not know

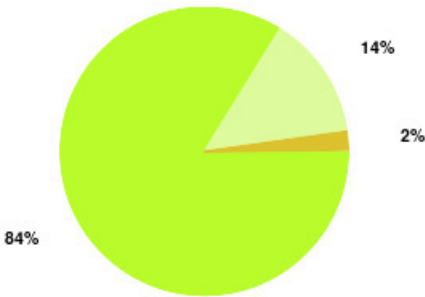


Podiatry (Hull - Elliott Chappell HC) Summary

Number of responses: 43

Experience	Amount	Percentage
Very good	36	83.721%
Good	6	13.953%
Neither good nor poor	1	2.326%
Poor	0	0.000%
Very poor	0	0.000%
Do not know	0	0.000%

Very good Good Neither good nor poor Poor
Very poor Do not know



Experience	Amount	Percentage
Very good & Good	42	97.674%
Very poor & Poor	0	0.000%
Neither good nor poor & Do not know	1	2.326%

Very good & Good Very poor & Poor
Neither good nor poor & Do not know

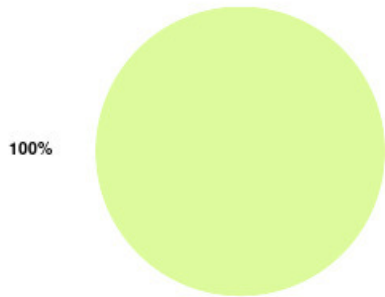


Podiatry (Hull - HMP Hull) Summary

Number of responses: 1

Experience	Amount	Percentage
Very good	0	0.000%
Good	1	100.000%
Neither good nor poor	0	0.000%
Poor	0	0.000%
Very poor	0	0.000%
Do not know	0	0.000%

Very good Good Neither good nor poor Poor
Very poor Do not know



Experience	Amount	Percentage
Very good & Good	1	100.000%
Very poor & Poor	0	0.000%
Neither good nor poor & Do not know	0	0.000%

Very good & Good Very poor & Poor
Neither good nor poor & Do not know



Podiatry (Hull - Home visits) Summary

Number of responses: 0

Podiatry (Hull - Homeless Service) Summary

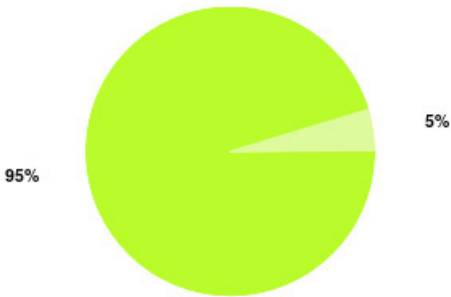
Number of responses: 0

Podiatry (Hull - Longhill HC) Summary

Number of responses: 21

Experience	Amount	Percentage
Very good	20	95.238%
Good	1	4.762%
Neither good nor poor	0	0.000%
Poor	0	0.000%
Very poor	0	0.000%
Do not know	0	0.000%

Very good Good Neither good nor poor Poor
Very poor Do not know



Experience	Amount	Percentage
Very good & Good	21	100.000%
Very poor & Poor	0	0.000%
Neither good nor poor & Do not know	0	0.000%

Very good & Good Very poor & Poor
Neither good nor poor & Do not know

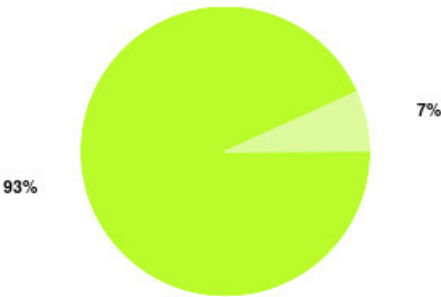


Podiatry (Hull - Morrill St) Summary

Number of responses: 44

Experience	Amount	Percentage
Very good	41	93.182%
Good	3	6.818%
Neither good nor poor	0	0.000%
Poor	0	0.000%
Very poor	0	0.000%
Do not know	0	0.000%

Very good Good Neither good nor poor Poor
Very poor Do not know



Experience	Amount	Percentage
Very good & Good	44	100.000%
Very poor & Poor	0	0.000%
Neither good nor poor & Do not know	0	0.000%

Very good & Good Very poor & Poor
Neither good nor poor & Do not know



Podiatry (Hull - Nail clinic) Summary

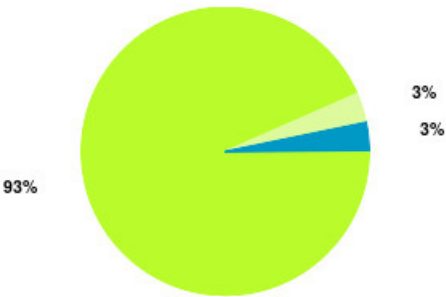
Number of responses: 0

Podiatry (Hull - Newington HC) Summary

Number of responses: 30

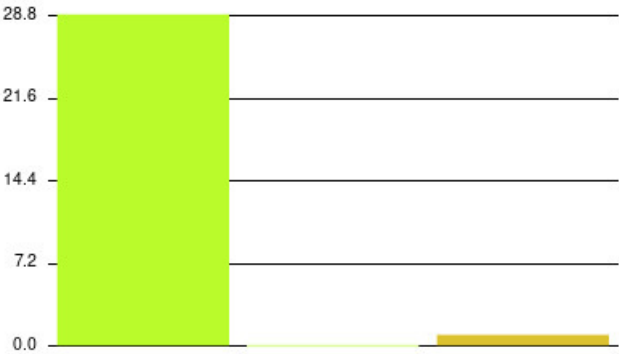
Experience	Amount	Percentage
Very good	28	93.333%
Good	1	3.333%
Neither good nor poor	0	0.000%
Poor	0	0.000%
Very poor	0	0.000%
Do not know	1	3.333%

Very good Good Neither good nor poor Poor
Very poor Do not know



Experience	Amount	Percentage
Very good & Good	29	96.667%
Very poor & Poor	0	0.000%
Neither good nor poor & Do not know	1	3.333%

Very good & Good Very poor & Poor
Neither good nor poor & Do not know

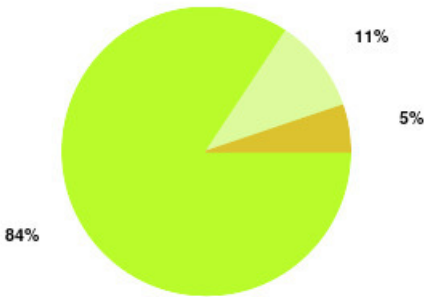


Podiatry (Hull - Orchard Centre) Summary

Number of responses: 19

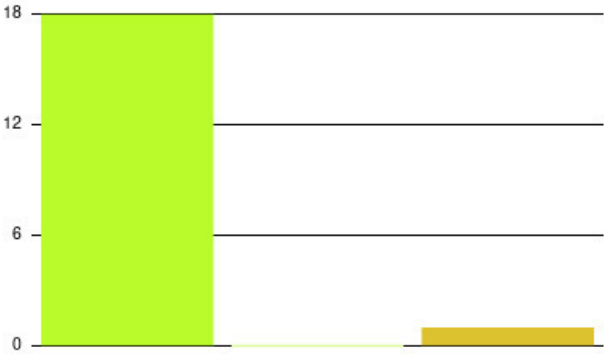
Experience	Amount	Percentage
Very good	16	84.211%
Good	2	10.526%
Neither good nor poor	1	5.263%
Poor	0	0.000%
Very poor	0	0.000%
Do not know	0	0.000%

Very good Good Neither good nor poor Poor
Very poor Do not know



Experience	Amount	Percentage
Very good & Good	18	94.737%
Very poor & Poor	0	0.000%
Neither good nor poor & Do not know	1	5.263%

Very good & Good Very poor & Poor
Neither good nor poor & Do not know



Podiatry (Hull - Rheumatology H.R.I.) Summary

Number of responses: 0

Podiatry (Hull - Terry St) Summary

Number of responses: 0

Podiatry (Hull - The Crossings) Summary

Number of responses: 0

Podiatry (Hull - Ward visits) Summary

Number of responses: 0

Prison Healthcare: DART (Hull) Summary

Number of responses: 0

Prison Healthcare: DART (Humber) Summary

Number of responses: 0

Prison Healthcare: Dental (Hull) Summary

Number of responses: 0

Prison Healthcare: Dental (Humber) Summary

Number of responses: 0

Prison Healthcare: GP (Hull) Summary

Number of responses: 0

Prison Healthcare: GP (Humber) Summary

Number of responses: 0

Prison Healthcare: Mental Health (Hull) Summary

Number of responses: 0

Prison Healthcare: Mental Health (Humber) Summary

Number of responses: 0

Prison Healthcare: Primary Care (Hull) Summary

Number of responses: 0

Prison Healthcare: Primary Care (Humber) Summary

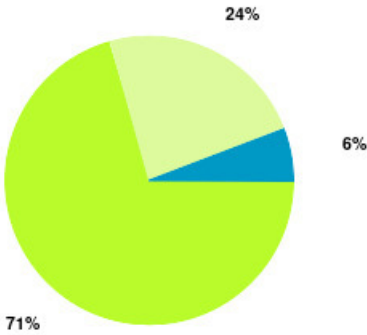
Number of responses: 0

Pulmonary Rehab (East Riding) Summary

Number of responses: 17

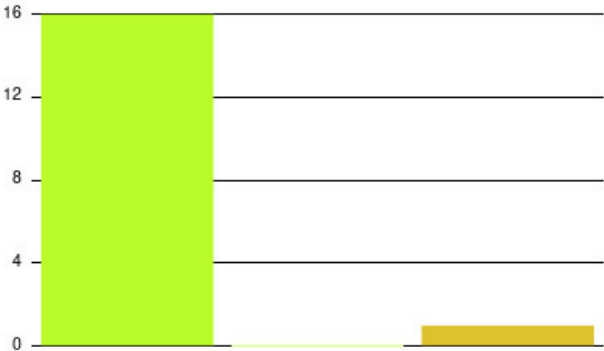
Experience	Amount	Percentage
Very good	12	70.588%
Good	4	23.529%
Neither good nor poor	0	0.000%
Poor	0	0.000%
Very poor	0	0.000%
Do not know	1	5.882%

Very good Good Neither good nor poor Poor
Very poor Do not know



Experience	Amount	Percentage
Very good & Good	16	94.118%
Very poor & Poor	0	0.000%
Neither good nor poor & Do not know	1	5.882%

Very good & Good Very poor & Poor
Neither good nor poor & Do not know

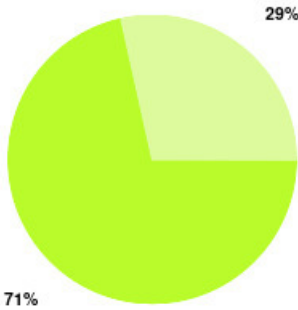


Pulmonary Rehab (Hull) Summary

Number of responses: 7

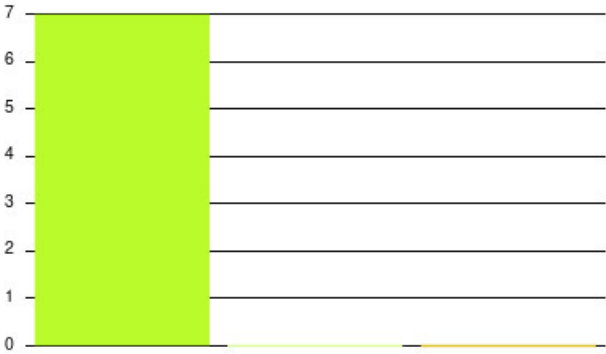
Experience	Amount	Percentage
Very good	5	71.429%
Good	2	28.571%
Neither good nor poor	0	0.000%
Poor	0	0.000%
Very poor	0	0.000%
Do not know	0	0.000%

Very good Good Neither good nor poor Poor
Very poor Do not know



Experience	Amount	Percentage
Very good & Good	7	100.000%
Very poor & Poor	0	0.000%
Neither good nor poor & Do not know	0	0.000%

Very good & Good Very poor & Poor
Neither good nor poor & Do not know

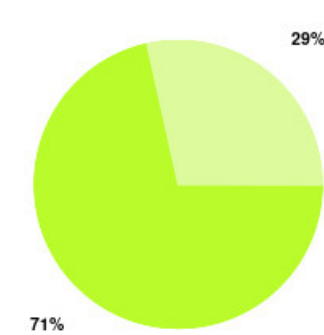


Rossmore Stroke Beds Summary

Number of responses: 7

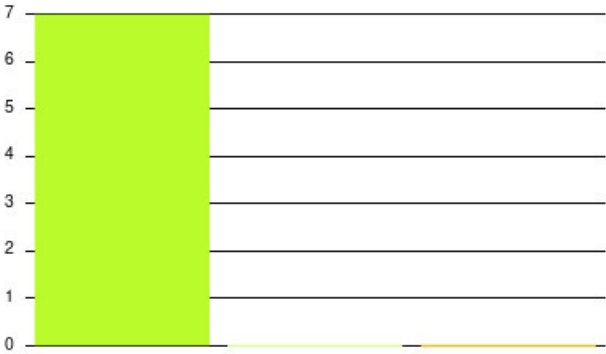
Experience	Amount	Percentage
Very good	5	71.429%
Good	2	28.571%
Neither good nor poor	0	0.000%
Poor	0	0.000%
Very poor	0	0.000%
Do not know	0	0.000%

Very good Good Neither good nor poor Poor
Very poor Do not know



Experience	Amount	Percentage
Very good & Good	7	100.000%
Very poor & Poor	0	0.000%
Neither good nor poor & Do not know	0	0.000%

Very good & Good Very poor & Poor
Neither good nor poor & Do not know



School Health + Summary

Number of responses: 0

Sexual Health - Erectile Dysfunction (East Riding) Summary

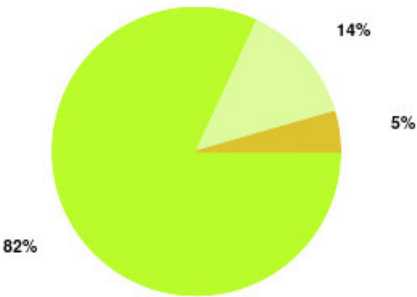
Number of responses: 0

Sexual Health - Erectile Dysfunction (Hull) Summary

Number of responses: 22

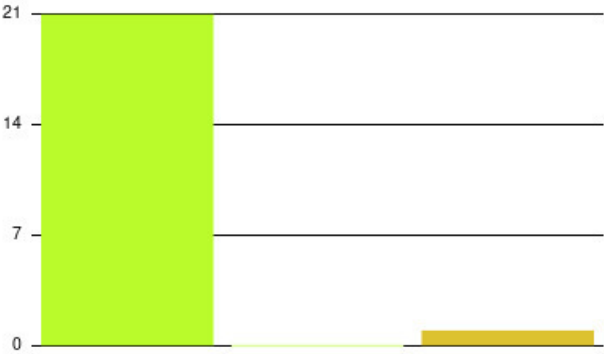
Experience	Amount	Percentage
Very good	18	81.818%
Good	3	13.636%
Neither good nor poor	1	4.545%
Poor	0	0.000%
Very poor	0	0.000%
Do not know	0	0.000%

Very good Good Neither good nor poor Poor
Very poor Do not know



Experience	Amount	Percentage
Very good & Good	21	95.455%
Very poor & Poor	0	0.000%
Neither good nor poor & Do not know	1	4.545%

Very good & Good Very poor & Poor
Neither good nor poor & Do not know

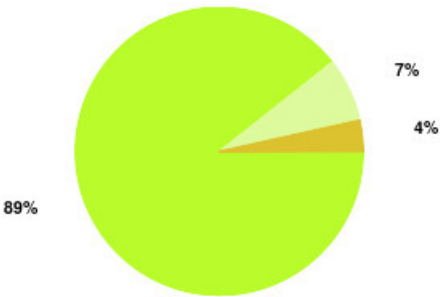


Sexual Health - GUM & Family Planning (East Riding) Summary

Number of responses: 28

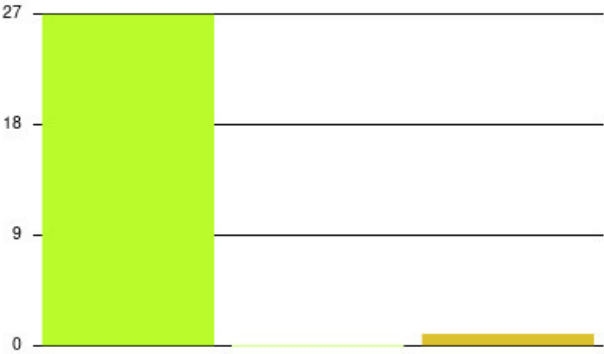
Experience	Amount	Percentage
Very good	25	89.286%
Good	2	7.143%
Neither good nor poor	1	3.571%
Poor	0	0.000%
Very poor	0	0.000%
Do not know	0	0.000%

Very good Good Neither good nor poor Poor
Very poor Do not know



Experience	Amount	Percentage
Very good & Good	27	96.429%
Very poor & Poor	0	0.000%
Neither good nor poor & Do not know	1	3.571%

Very good & Good Very poor & Poor
Neither good nor poor & Do not know

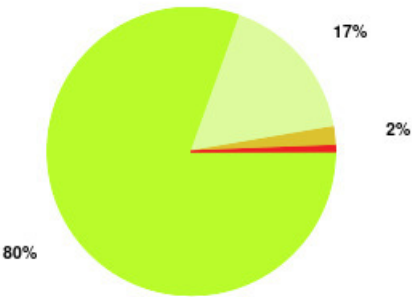


Sexual Health - GUM & Family Planning (Hull) Summary

Number of responses: 143


Experience	Amount	Percentage
Very good	115	80.420%
Good	24	16.783%
Neither good nor poor	3	2.098%
Poor	0	0.000%
Very poor	1	0.699%
Do not know	0	0.000%

Very good Good Neither good nor poor Poor
Very poor Do not know



Experience	Amount	Percentage
Very good & Good	139	97.203%
Very poor & Poor	1	0.699%
Neither good nor poor & Do not know	3	2.098%

Very good & Good Very poor & Poor
Neither good nor poor & Do not know



Sexual Health - Outreach (East Riding) Summary

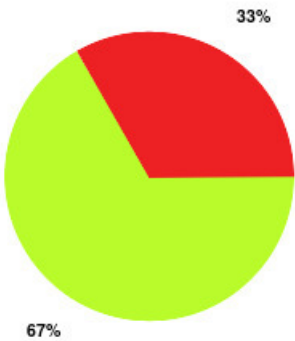
Number of responses: 0

Sexual Health - Outreach (Hull) Summary

Number of responses: 3

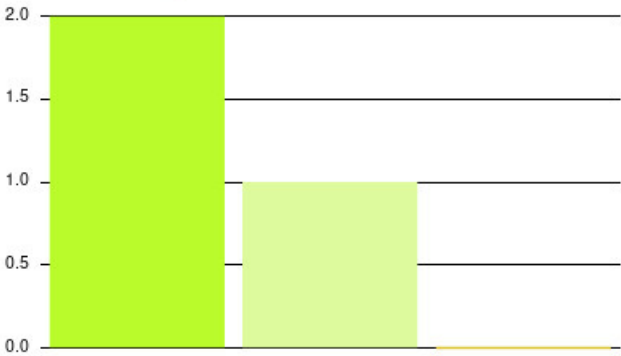
Experience	Amount	Percentage
Very good	2	66.667%
Good	0	0.000%
Neither good nor poor	0	0.000%
Poor	0	0.000%
Very poor	1	33.333%
Do not know	0	0.000%

Very good Good Neither good nor poor Poor
Very poor Do not know



Experience	Amount	Percentage
Very good & Good	2	66.667%
Very poor & Poor	1	33.333%
Neither good nor poor & Do not know	0	0.000%

Very good & Good Very poor & Poor
Neither good nor poor & Do not know



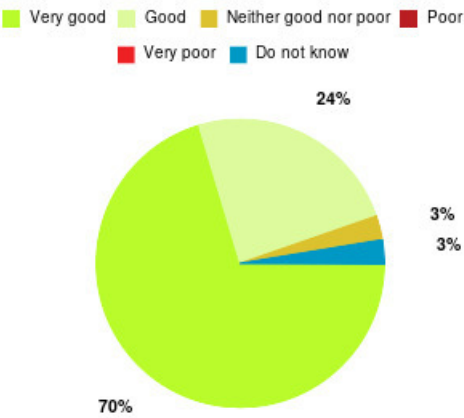
Sexual Health - Ultrasound (Hull) Summary

Number of responses: 0

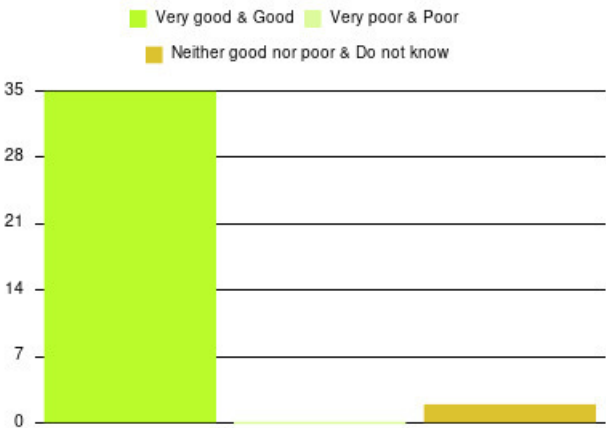
Sexual Health - Unplanned Pregnancy Service Summary

Number of responses: 37

Experience	Amount	Percentage
Very good	26	70.270%
Good	9	24.324%
Neither good nor poor	1	2.703%
Poor	0	0.000%
Very poor	0	0.000%
Do not know	1	2.703%



Experience	Amount	Percentage
Very good & Good	35	94.595%
Very poor & Poor	0	0.000%
Neither good nor poor & Do not know	2	5.405%

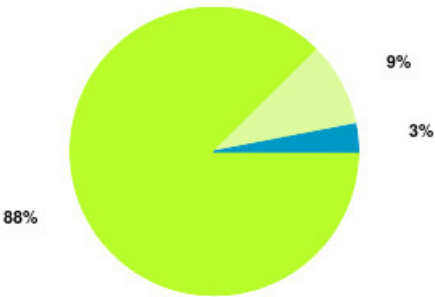


Sexual Health - Vasectomy (Hull) Summary

Number of responses: 32

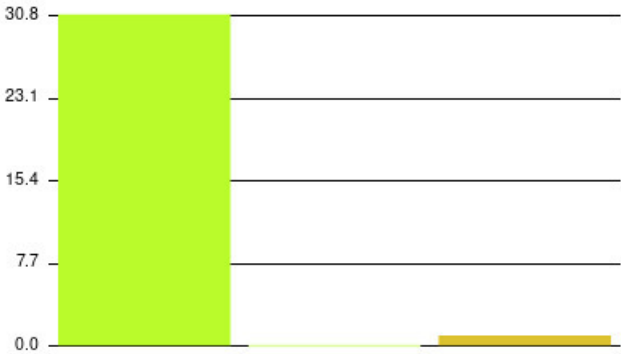
Experience	Amount	Percentage
Very good	28	87.500%
Good	3	9.375%
Neither good nor poor	0	0.000%
Poor	0	0.000%
Very poor	0	0.000%
Do not know	1	3.125%

Very good Good Neither good nor poor Poor
Very poor Do not know



Experience	Amount	Percentage
Very good & Good	31	96.875%
Very poor & Poor	0	0.000%
Neither good nor poor & Do not know	1	3.125%

Very good & Good Very poor & Poor
Neither good nor poor & Do not know



Sexual Health - Women's Health (East Riding) Summary

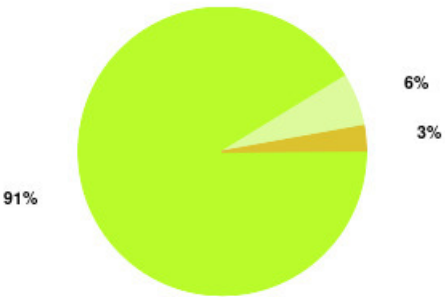
Number of responses: 0

Sexual Health - Women's Health (Hull) Summary

Number of responses: 34

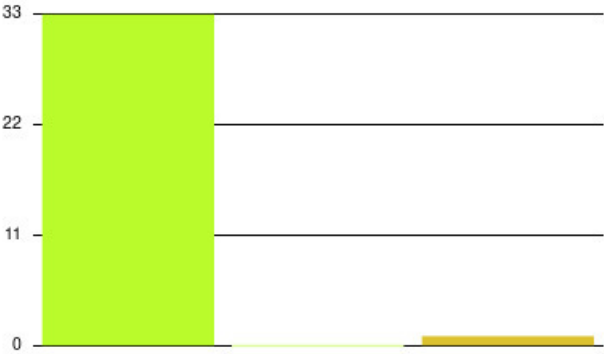
Experience	Amount	Percentage
Very good	31	91.176%
Good	2	5.882%
Neither good nor poor	1	2.941%
Poor	0	0.000%
Very poor	0	0.000%
Do not know	0	0.000%

Very good Good Neither good nor poor Poor
Very poor Do not know



Experience	Amount	Percentage
Very good & Good	33	97.059%
Very poor & Poor	0	0.000%
Neither good nor poor & Do not know	1	2.941%

Very good & Good Very poor & Poor
Neither good nor poor & Do not know

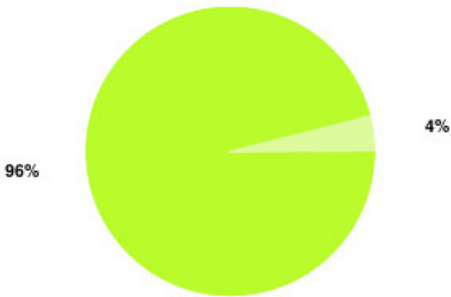


Smokefree (Knowsley) Summary

Number of responses: 25

Experience	Amount	Percentage
Very good	24	96.000%
Good	1	4.000%
Neither good nor poor	0	0.000%
Poor	0	0.000%
Very poor	0	0.000%
Do not know	0	0.000%

Very good Good Neither good nor poor Poor
Very poor Do not know



Experience	Amount	Percentage
Very good & Good	25	100.000%
Very poor & Poor	0	0.000%
Neither good nor poor & Do not know	0	0.000%

Very good & Good Very poor & Poor
Neither good nor poor & Do not know

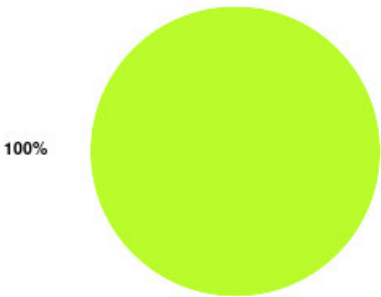


Smokefree (St Helens) Summary

Number of responses: 9

Experience	Amount	Percentage
Very good	9	100.000%
Good	0	0.000%
Neither good nor poor	0	0.000%
Poor	0	0.000%
Very poor	0	0.000%
Do not know	0	0.000%

Very good Good Neither good nor poor Poor
Very poor Do not know



Experience	Amount	Percentage
Very good & Good	9	100.000%
Very poor & Poor	0	0.000%
Neither good nor poor & Do not know	0	0.000%

Very good & Good Very poor & Poor
Neither good nor poor & Do not know



Specialist Palliative Care Services (EOL) Summary

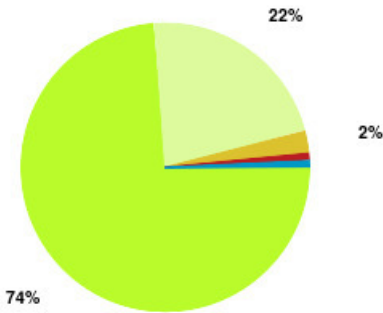
Number of responses: 0

Specialist Weight Management Services Summary

Number of responses: 122

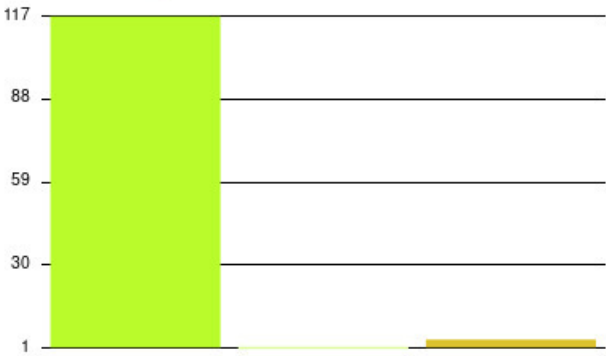
Experience	Amount	Percentage
Very good	90	73.770%
Good	27	22.131%
Neither good nor poor	3	2.459%
Poor	1	0.820%
Very poor	0	0.000%
Do not know	1	0.820%

Very good Good Neither good nor poor Poor
Very poor Do not know



Experience	Amount	Percentage
Very good & Good	117	95.902%
Very poor & Poor	1	0.820%
Neither good nor poor & Do not know	4	3.279%

Very good & Good Very poor & Poor
Neither good nor poor & Do not know

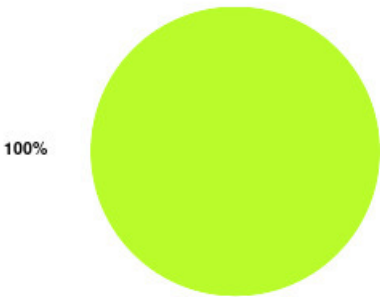


Speech and Language Therapy (East Riding) Summary

Number of responses: 8

Experience	Amount	Percentage
Very good	8	100.000%
Good	0	0.000%
Neither good nor poor	0	0.000%
Poor	0	0.000%
Very poor	0	0.000%
Do not know	0	0.000%

Very good Good Neither good nor poor Poor
Very poor Do not know



Experience	Amount	Percentage
Very good & Good	8	100.000%
Very poor & Poor	0	0.000%
Neither good nor poor & Do not know	0	0.000%

Very good & Good Very poor & Poor
Neither good nor poor & Do not know

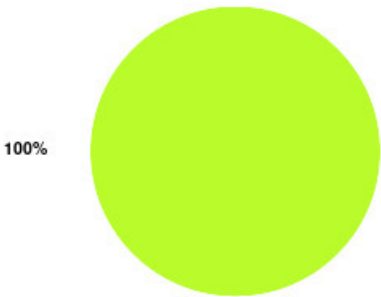


Speech and Language Therapy (Hull) Summary

Number of responses: 3

Experience	Amount	Percentage
Very good	3	100.000%
Good	0	0.000%
Neither good nor poor	0	0.000%
Poor	0	0.000%
Very poor	0	0.000%
Do not know	0	0.000%

Very good Good Neither good nor poor Poor
Very poor Do not know



Experience	Amount	Percentage
Very good & Good	3	100.000%
Very poor & Poor	0	0.000%
Neither good nor poor & Do not know	0	0.000%

Very good & Good Very poor & Poor
Neither good nor poor & Do not know

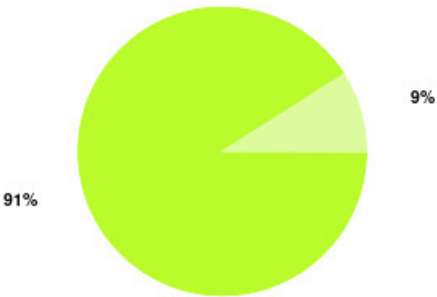


Story Street Walk In Summary

Number of responses: 11

Experience	Amount	Percentage
Very good	10	90.909%
Good	1	9.091%
Neither good nor poor	0	0.000%
Poor	0	0.000%
Very poor	0	0.000%
Do not know	0	0.000%

Very good Good Neither good nor poor Poor
Very poor Do not know



Experience	Amount	Percentage
Very good & Good	11	100.000%
Very poor & Poor	0	0.000%
Neither good nor poor & Do not know	0	0.000%

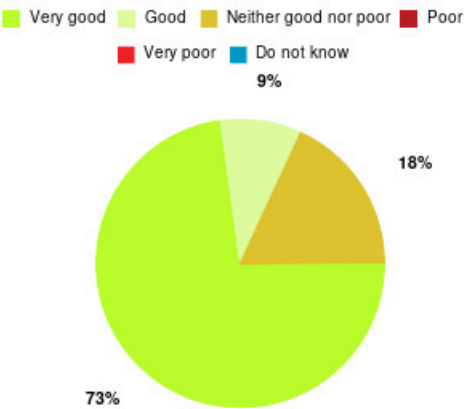
Very good & Good Very poor & Poor
Neither good nor poor & Do not know



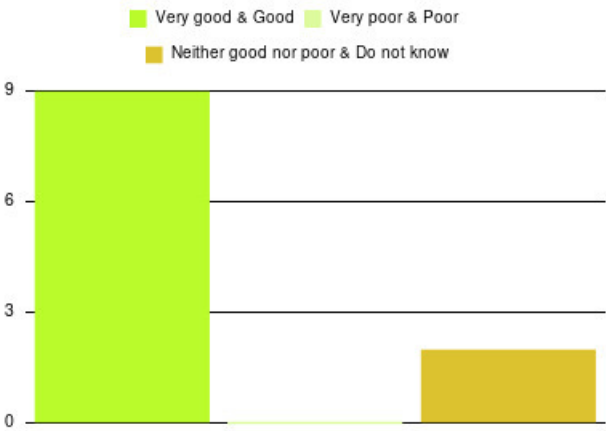
Stroke Team (East Riding) Summary

Number of responses: 11

Experience	Amount	Percentage
Very good	8	72.727%
Good	1	9.091%
Neither good nor poor	2	18.182%
Poor	0	0.000%
Very poor	0	0.000%
Do not know	0	0.000%



Experience	Amount	Percentage
Very good & Good	9	81.818%
Very poor & Poor	0	0.000%
Neither good nor poor & Do not know	2	18.182%

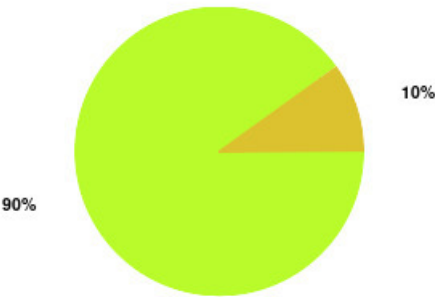


Stroke Team (Hull) Summary

Number of responses: 10

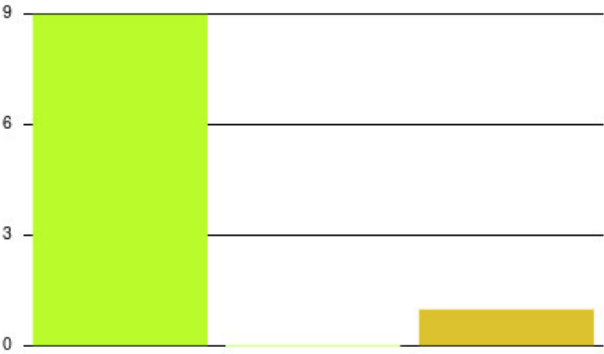
Experience	Amount	Percentage
Very good	9	90.000%
Good	0	0.000%
Neither good nor poor	1	10.000%
Poor	0	0.000%
Very poor	0	0.000%
Do not know	0	0.000%

Very good Good Neither good nor poor Poor
Very poor Do not know



Experience	Amount	Percentage
Very good & Good	9	90.000%
Very poor & Poor	0	0.000%
Neither good nor poor & Do not know	1	10.000%

Very good & Good Very poor & Poor
Neither good nor poor & Do not know



TB Nursing Team Summary

Number of responses: 0

Telehealth Summary

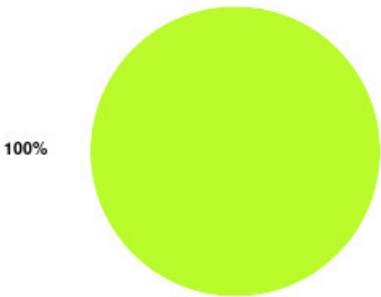
Number of responses: 0

Tier 3 Specialist Weight Management (SH) Summary

Number of responses: 4

Experience	Amount	Percentage
Very good	4	100.000%
Good	0	0.000%
Neither good nor poor	0	0.000%
Poor	0	0.000%
Very poor	0	0.000%
Do not know	0	0.000%

Very good Good Neither good nor poor Poor
Very poor Do not know



Experience	Amount	Percentage
Very good & Good	4	100.000%
Very poor & Poor	0	0.000%
Neither good nor poor & Do not know	0	0.000%

Very good & Good Very poor & Poor
Neither good nor poor & Do not know



Tissue Viability Summary

Number of responses: 0

Trainee Health Psychologist Summary

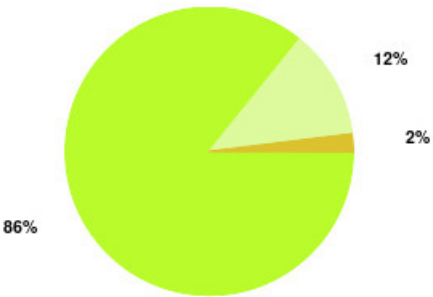
Number of responses: 0

Treatment rooms (ER) Summary

Number of responses: 49

Experience	Amount	Percentage
Very good	42	85.714%
Good	6	12.245%
Neither good nor poor	1	2.041%
Poor	0	0.000%
Very poor	0	0.000%
Do not know	0	0.000%

Very good Good Neither good nor poor Poor
Very poor Do not know



Experience	Amount	Percentage
Very good & Good	48	97.959%
Very poor & Poor	0	0.000%
Neither good nor poor & Do not know	1	2.041%

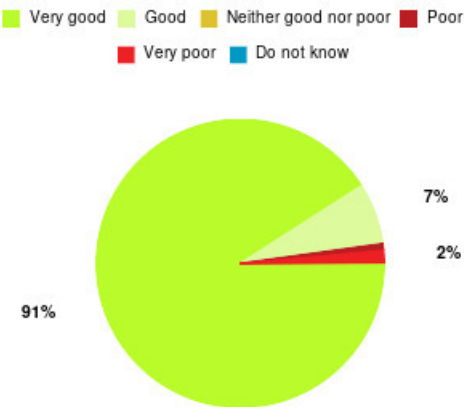
Very good & Good Very poor & Poor
Neither good nor poor & Do not know



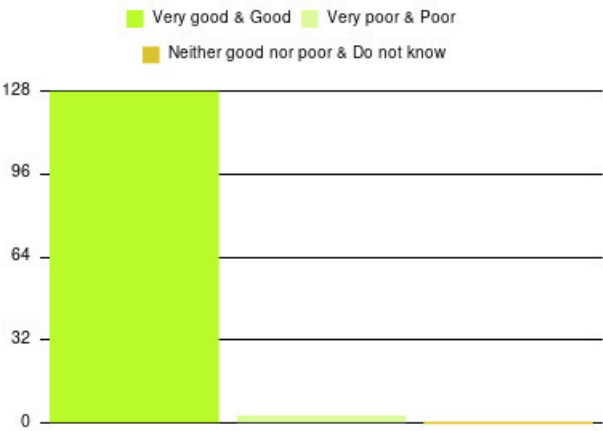
Treatment rooms (Hull) Summary

Number of responses: 131

Experience	Amount	Percentage
Very good	119	90.840%
Good	9	6.870%
Neither good nor poor	0	0.000%
Poor	1	0.763%
Very poor	2	1.527%
Do not know	0	0.000%



Experience	Amount	Percentage
Very good & Good	128	97.710%
Very poor & Poor	3	2.290%
Neither good nor poor & Do not know	0	0.000%



Vaccination Bus Summary

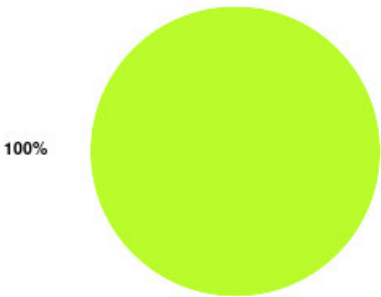
Number of responses: 0

Vaccination Centre Summary

Number of responses: 1

Experience	Amount	Percentage
Very good	1	100.000%
Good	0	0.000%
Neither good nor poor	0	0.000%
Poor	0	0.000%
Very poor	0	0.000%
Do not know	0	0.000%

Very good Good Neither good nor poor Poor
Very poor Do not know



Experience	Amount	Percentage
Very good & Good	1	100.000%
Very poor & Poor	0	0.000%
Neither good nor poor & Do not know	0	0.000%

Very good & Good Very poor & Poor
Neither good nor poor & Do not know



Volunteer Hub Summary

Number of responses: 0

Volunteering (SH) Summary

Number of responses: 0

Walks Programme (SH) Summary

Number of responses: 0

Weightwise Extra (Childrens) Summary

Number of responses: 0

Wellbeing Liaison Service Summary

Number of responses: 0

Withernsea UTC Summary

Number of responses: 0
