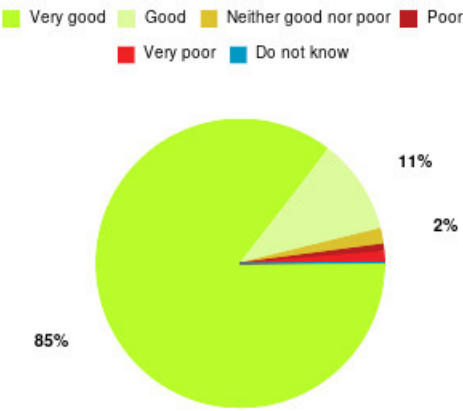


Monthly Report June 2022

Overall CHCP CIC Summary

Number of responses: 2340

Experience	Amount	Percentage
Very good	1999	85.427%
Good	249	10.641%
Neither good nor poor	41	1.752%
Poor	19	0.812%
Very poor	28	1.197%
Do not know	4	0.171%



Experience	Amount	Percentage
Very good & Good	2248	96.068%
Very poor & Poor	47	2.009%
Neither good nor poor & Do not know	45	1.923%



Active Recovery Beds - Brough Manor Summary

Number of responses: 0

Active Recovery Beds - Mallard Court Summary

Number of responses: 0

Active Recovery Beds - Old Vicarage Summary


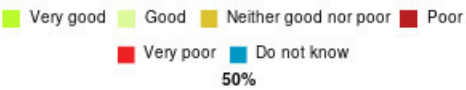
Number of responses: 0

Active Recovery Beds - Queen's Residential Home Summary

Number of responses: 2

Experience	Amount	Percentage
Very good	1	50.000%
Good	0	0.000%
Neither good nor poor	1	50.000%
Poor	0	0.000%
Very poor	0	0.000%
Do not know	0	0.000%

Experience	Amount	Percentage
Very good & Good	1	50.000%
Very poor & Poor	0	0.000%
Neither good nor poor & Do not know	1	50.000%



50%

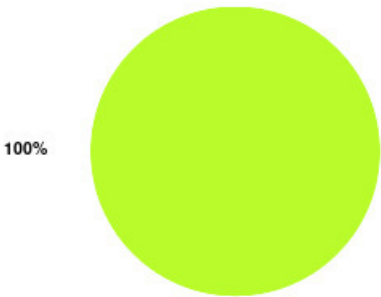


Anticoagulation Summary

Number of responses: 1

Experience	Amount	Percentage
Very good	1	100.000%
Good	0	0.000%
Neither good nor poor	0	0.000%
Poor	0	0.000%
Very poor	0	0.000%
Do not know	0	0.000%

Very good Good Neither good nor poor Poor
Very poor Do not know



Experience	Amount	Percentage
Very good & Good	1	100.000%
Very poor & Poor	0	0.000%
Neither good nor poor & Do not know	0	0.000%

Very good & Good Very poor & Poor
Neither good nor poor & Do not know



Be Well Health & Wellbeing Service - Primary Care Summary

Number of responses: 0

Bee At Home Care Service Summary

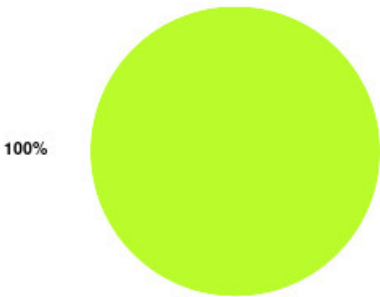
Number of responses: 0

Beverley UTC Summary

Number of responses: 3

Experience	Amount	Percentage
Very good	3	100.000%
Good	0	0.000%
Neither good nor poor	0	0.000%
Poor	0	0.000%
Very poor	0	0.000%
Do not know	0	0.000%

Very good Good Neither good nor poor Poor
Very poor Do not know



Experience	Amount	Percentage
Very good & Good	3	100.000%
Very poor & Poor	0	0.000%
Neither good nor poor & Do not know	0	0.000%

Very good & Good Very poor & Poor
Neither good nor poor & Do not know

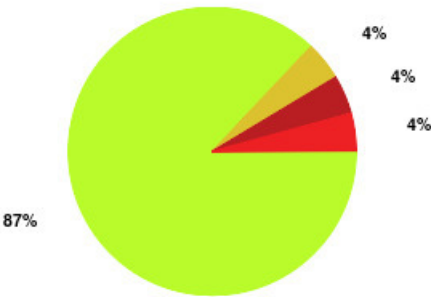


Bladder and Bowel (East Riding) Summary

Number of responses: 23

Experience	Amount	Percentage
Very good	20	86.957%
Good	0	0.000%
Neither good nor poor	1	4.348%
Poor	1	4.348%
Very poor	1	4.348%
Do not know	0	0.000%

Very good Good Neither good nor poor Poor
Very poor Do not know



Experience	Amount	Percentage
Very good & Good	20	86.957%
Very poor & Poor	2	8.696%
Neither good nor poor & Do not know	1	4.348%

Very good & Good Very poor & Poor
Neither good nor poor & Do not know

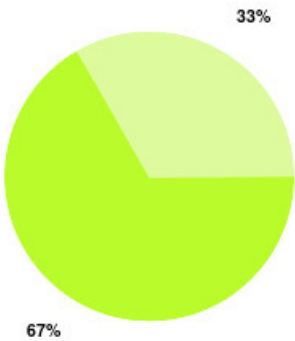


Bladder and Bowel (Hull) Summary

Number of responses: 3

Experience	Amount	Percentage
Very good	2	66.667%
Good	1	33.333%
Neither good nor poor	0	0.000%
Poor	0	0.000%
Very poor	0	0.000%
Do not know	0	0.000%

Very good Good Neither good nor poor Poor
Very poor Do not know



Experience	Amount	Percentage
Very good & Good	3	100.000%
Very poor & Poor	0	0.000%
Neither good nor poor & Do not know	0	0.000%

Very good & Good Very poor & Poor
Neither good nor poor & Do not know

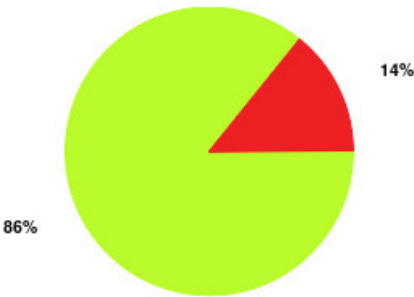


Bridlington UTC Summary

Number of responses: 7

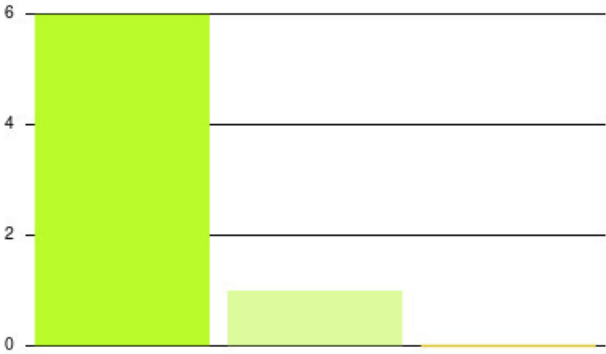
Experience	Amount	Percentage
Very good	6	85.714%
Good	0	0.000%
Neither good nor poor	0	0.000%
Poor	0	0.000%
Very poor	1	14.286%
Do not know	0	0.000%

Very good Good Neither good nor poor Poor
Very poor Do not know



Experience	Amount	Percentage
Very good & Good	6	85.714%
Very poor & Poor	1	14.286%
Neither good nor poor & Do not know	0	0.000%

Very good & Good Very poor & Poor
Neither good nor poor & Do not know

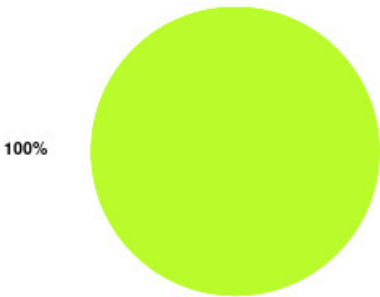


Cardiac Rehab (East Riding) Summary

Number of responses: 8

Experience	Amount	Percentage
Very good	8	100.000%
Good	0	0.000%
Neither good nor poor	0	0.000%
Poor	0	0.000%
Very poor	0	0.000%
Do not know	0	0.000%

Very good Good Neither good nor poor Poor
Very poor Do not know



Experience	Amount	Percentage
Very good & Good	8	100.000%
Very poor & Poor	0	0.000%
Neither good nor poor & Do not know	0	0.000%

Very good & Good Very poor & Poor
Neither good nor poor & Do not know

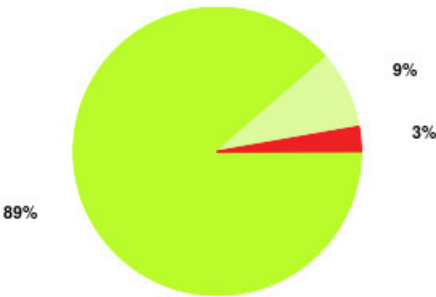


Cardiac Rehab (Hull) Summary

Number of responses: 35

Experience	Amount	Percentage
Very good	31	88.571%
Good	3	8.571%
Neither good nor poor	0	0.000%
Poor	0	0.000%
Very poor	1	2.857%
Do not know	0	0.000%

Very good Good Neither good nor poor Poor
Very poor Do not know



Experience	Amount	Percentage
Very good & Good	34	97.143%
Very poor & Poor	1	2.857%
Neither good nor poor & Do not know	0	0.000%

Very good & Good Very poor & Poor
Neither good nor poor & Do not know

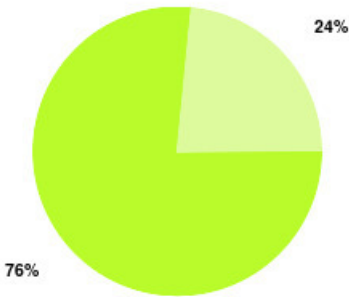


Care Co-ordination Hub (247111) Summary

Number of responses: 17

Experience	Amount	Percentage
Very good	13	76.471%
Good	4	23.529%
Neither good nor poor	0	0.000%
Poor	0	0.000%
Very poor	0	0.000%
Do not know	0	0.000%

Very good Good Neither good nor poor Poor
Very poor Do not know



Experience	Amount	Percentage
Very good & Good	17	100.000%
Very poor & Poor	0	0.000%
Neither good nor poor & Do not know	0	0.000%

Very good & Good Very poor & Poor
Neither good nor poor & Do not know

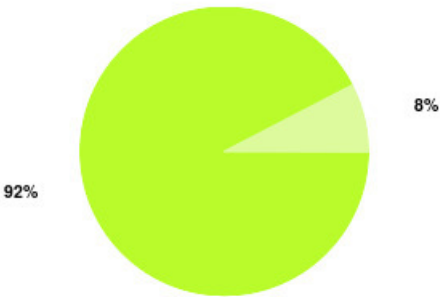


Carers' Information and Support Service Summary

Number of responses: 13

Experience	Amount	Percentage
Very good	12	92.308%
Good	1	7.692%
Neither good nor poor	0	0.000%
Poor	0	0.000%
Very poor	0	0.000%
Do not know	0	0.000%

Very good Good Neither good nor poor Poor
Very poor Do not know



Experience	Amount	Percentage
Very good & Good	13	100.000%
Very poor & Poor	0	0.000%
Neither good nor poor & Do not know	0	0.000%

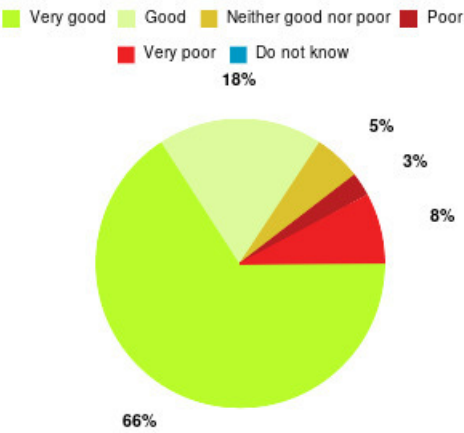
Very good & Good Very poor & Poor
Neither good nor poor & Do not know



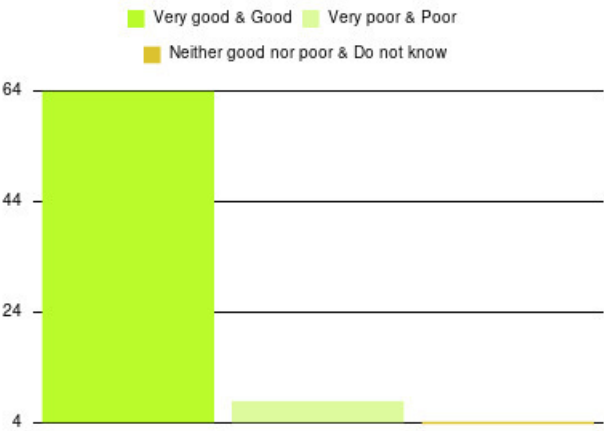
CHPL - Bransholme Summary

Number of responses: 76

Experience	Amount	Percentage
Very good	50	65.789%
Good	14	18.421%
Neither good nor poor	4	5.263%
Poor	2	2.632%
Very poor	6	7.895%
Do not know	0	0.000%



Experience	Amount	Percentage
Very good & Good	64	84.211%
Very poor & Poor	8	10.526%
Neither good nor poor & Do not know	4	5.263%



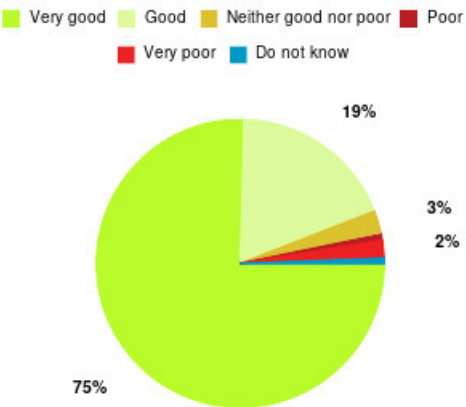
CHPL - Field View Surgery Summary

Number of responses: 0

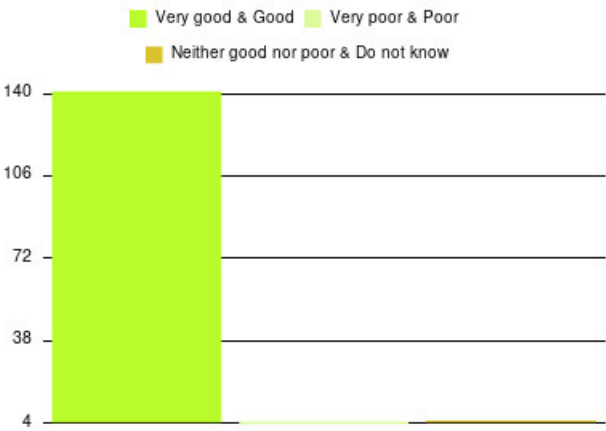
CHPL - Southcoates/Marfleet Summary

Number of responses: 150

Experience	Amount	Percentage
Very good	113	75.333%
Good	28	18.667%
Neither good nor poor	4	2.667%
Poor	1	0.667%
Very poor	3	2.000%
Do not know	1	0.667%



Experience	Amount	Percentage
Very good & Good	141	94.000%
Very poor & Poor	4	2.667%
Neither good nor poor & Do not know	5	3.333%



Community Activity programme (SH) Summary

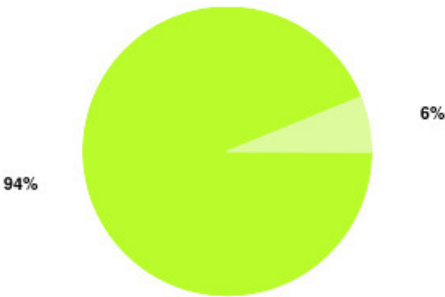
Number of responses: 0

Community Children's Nursing Services Summary

Number of responses: 32

Experience	Amount	Percentage
Very good	30	93.750%
Good	2	6.250%
Neither good nor poor	0	0.000%
Poor	0	0.000%
Very poor	0	0.000%
Do not know	0	0.000%

Very good Good Neither good nor poor Poor
Very poor Do not know



Experience	Amount	Percentage
Very good & Good	32	100.000%
Very poor & Poor	0	0.000%
Neither good nor poor & Do not know	0	0.000%

Very good & Good Very poor & Poor
Neither good nor poor & Do not know



Community Food Team (SH) Summary

Number of responses: 0

Community Heart Failure Nursing Service ER Summary

Number of responses: 0

Community Heart Failure Nursing Service Hull Summary

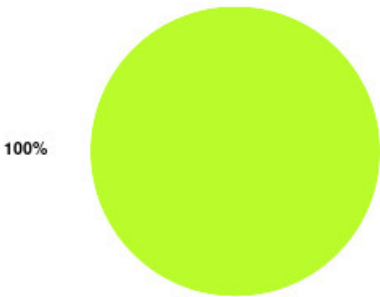
Number of responses: 0

Community Links Worker (Primary Care) Summary

Number of responses: 2

Experience	Amount	Percentage
Very good	2	100.000%
Good	0	0.000%
Neither good nor poor	0	0.000%
Poor	0	0.000%
Very poor	0	0.000%
Do not know	0	0.000%

Very good Good Neither good nor poor Poor
Very poor Do not know



Experience	Amount	Percentage
Very good & Good	2	100.000%
Very poor & Poor	0	0.000%
Neither good nor poor & Do not know	0	0.000%

Very good & Good Very poor & Poor
Neither good nor poor & Do not know

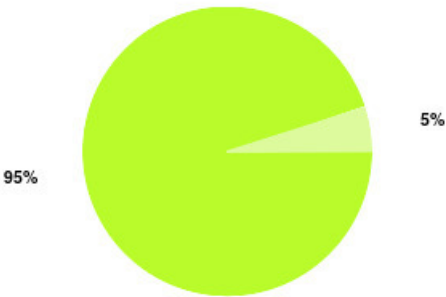


Community Nursing (ER) Summary

Number of responses: 20

Experience	Amount	Percentage
Very good	19	95.000%
Good	1	5.000%
Neither good nor poor	0	0.000%
Poor	0	0.000%
Very poor	0	0.000%
Do not know	0	0.000%

Very good Good Neither good nor poor Poor
Very poor Do not know



Experience	Amount	Percentage
Very good & Good	20	100.000%
Very poor & Poor	0	0.000%
Neither good nor poor & Do not know	0	0.000%

Very good & Good Very poor & Poor
Neither good nor poor & Do not know

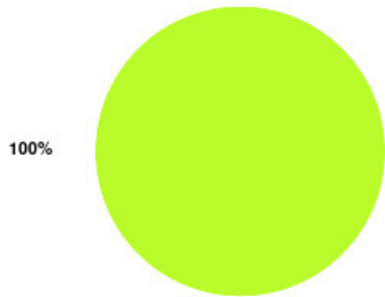


Community Nursing (Hull) Summary

Number of responses: 1

Experience	Amount	Percentage
Very good	1	100.000%
Good	0	0.000%
Neither good nor poor	0	0.000%
Poor	0	0.000%
Very poor	0	0.000%
Do not know	0	0.000%

Very good Good Neither good nor poor Poor
Very poor Do not know



Experience	Amount	Percentage
Very good & Good	1	100.000%
Very poor & Poor	0	0.000%
Neither good nor poor & Do not know	0	0.000%

Very good & Good Very poor & Poor
Neither good nor poor & Do not know



Community Nursing Cottingham Summary

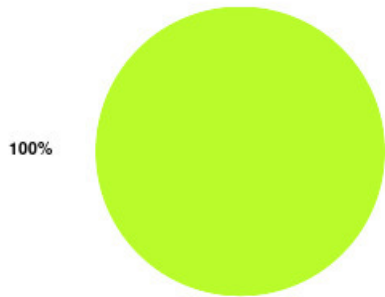
Number of responses: 0

Community Nursing East (Hull) Summary

Number of responses: 2

Experience	Amount	Percentage
Very good	2	100.000%
Good	0	0.000%
Neither good nor poor	0	0.000%
Poor	0	0.000%
Very poor	0	0.000%
Do not know	0	0.000%

Very good Good Neither good nor poor Poor
Very poor Do not know



Experience	Amount	Percentage
Very good & Good	2	100.000%
Very poor & Poor	0	0.000%
Neither good nor poor & Do not know	0	0.000%

Very good & Good Very poor & Poor
Neither good nor poor & Do not know



Community Nursing Haltemprice Summary

Number of responses: 0

Community Nursing Hedon Summary

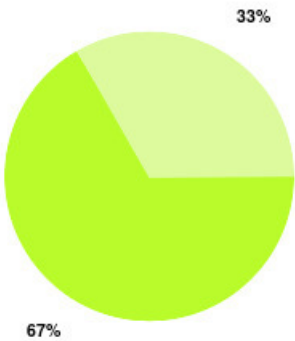
Number of responses: 0

Community Nursing Holderness Summary

Number of responses: 9

Experience	Amount	Percentage
Very good	6	66.667%
Good	3	33.333%
Neither good nor poor	0	0.000%
Poor	0	0.000%
Very poor	0	0.000%
Do not know	0	0.000%

Very good Good Neither good nor poor Poor
Very poor Do not know



Experience	Amount	Percentage
Very good & Good	9	100.000%
Very poor & Poor	0	0.000%
Neither good nor poor & Do not know	0	0.000%

Very good & Good Very poor & Poor
Neither good nor poor & Do not know

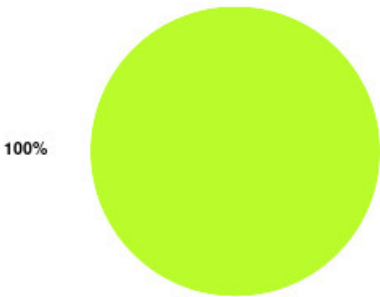


Community Nursing Hornsea Summary

Number of responses: 1

Experience	Amount	Percentage
Very good	1	100.000%
Good	0	0.000%
Neither good nor poor	0	0.000%
Poor	0	0.000%
Very poor	0	0.000%
Do not know	0	0.000%

Very good Good Neither good nor poor Poor
Very poor Do not know



Experience	Amount	Percentage
Very good & Good	1	100.000%
Very poor & Poor	0	0.000%
Neither good nor poor & Do not know	0	0.000%

Very good & Good Very poor & Poor
Neither good nor poor & Do not know



Community Nursing Market Weighton Summary

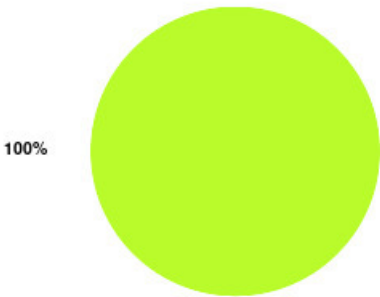
Number of responses: 0

Community Nursing North (Hull) Summary

Number of responses: 2

Experience	Amount	Percentage
Very good	2	100.000%
Good	0	0.000%
Neither good nor poor	0	0.000%
Poor	0	0.000%
Very poor	0	0.000%
Do not know	0	0.000%

Very good Good Neither good nor poor Poor
Very poor Do not know



Experience	Amount	Percentage
Very good & Good	2	100.000%
Very poor & Poor	0	0.000%
Neither good nor poor & Do not know	0	0.000%

Very good & Good Very poor & Poor
Neither good nor poor & Do not know

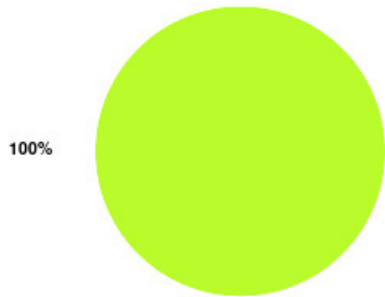


Community Nursing West (Hull) Summary

Number of responses: 2

Experience	Amount	Percentage
Very good	2	100.000%
Good	0	0.000%
Neither good nor poor	0	0.000%
Poor	0	0.000%
Very poor	0	0.000%
Do not know	0	0.000%

Very good Good Neither good nor poor Poor
Very poor Do not know



Experience	Amount	Percentage
Very good & Good	2	100.000%
Very poor & Poor	0	0.000%
Neither good nor poor & Do not know	0	0.000%

Very good & Good Very poor & Poor
Neither good nor poor & Do not know



Community Nursing Withernsea Summary

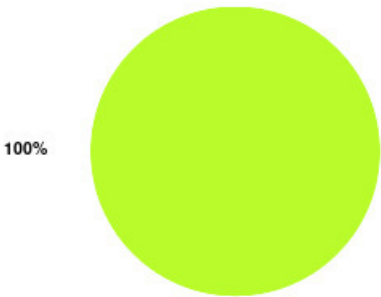
Number of responses: 0

Community Rehab - Physiotherapy & Occupational Therapy (ER) Summary

Number of responses: 24

Experience	Amount	Percentage
Very good	24	100.000%
Good	0	0.000%
Neither good nor poor	0	0.000%
Poor	0	0.000%
Very poor	0	0.000%
Do not know	0	0.000%

Very good Good Neither good nor poor Poor
Very poor Do not know



Experience	Amount	Percentage
Very good & Good	24	100.000%
Very poor & Poor	0	0.000%
Neither good nor poor & Do not know	0	0.000%

Very good & Good Very poor & Poor
Neither good nor poor & Do not know

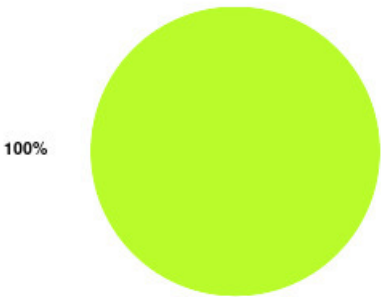


Community Rehab - Physiotherapy & Occupational Therapy (Hull) Summary

Number of responses: 5

Experience	Amount	Percentage
Very good	5	100.000%
Good	0	0.000%
Neither good nor poor	0	0.000%
Poor	0	0.000%
Very poor	0	0.000%
Do not know	0	0.000%

Very good Good Neither good nor poor Poor
Very poor Do not know



Experience	Amount	Percentage
Very good & Good	5	100.000%
Very poor & Poor	0	0.000%
Neither good nor poor & Do not know	0	0.000%

Very good & Good Very poor & Poor
Neither good nor poor & Do not know

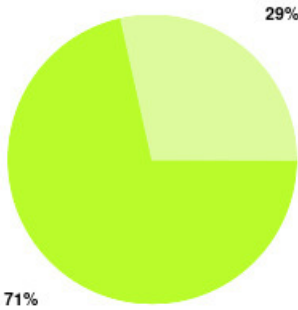


Community Ward (ERCH) Summary

Number of responses: 7

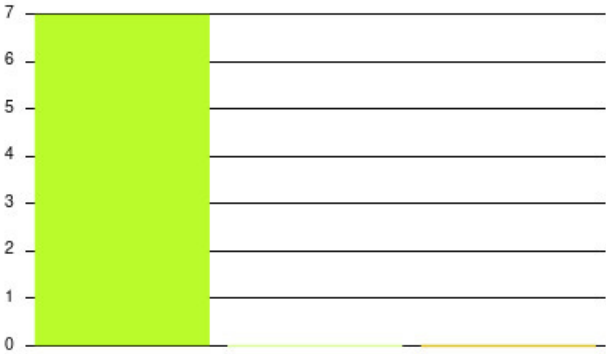
Experience	Amount	Percentage
Very good	5	71.429%
Good	2	28.571%
Neither good nor poor	0	0.000%
Poor	0	0.000%
Very poor	0	0.000%
Do not know	0	0.000%

Very good Good Neither good nor poor Poor
Very poor Do not know



Experience	Amount	Percentage
Very good & Good	7	100.000%
Very poor & Poor	0	0.000%
Neither good nor poor & Do not know	0	0.000%

Very good & Good Very poor & Poor
Neither good nor poor & Do not know

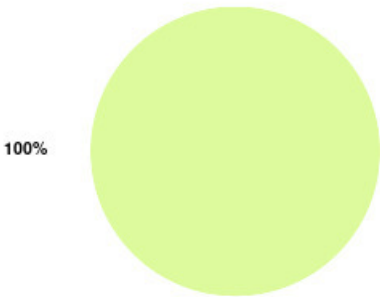


Customer Services Summary

Number of responses: 1

Experience	Amount	Percentage
Very good	0	0.000%
Good	1	100.000%
Neither good nor poor	0	0.000%
Poor	0	0.000%
Very poor	0	0.000%
Do not know	0	0.000%

Very good Good Neither good nor poor Poor
Very poor Do not know



Experience	Amount	Percentage
Very good & Good	1	100.000%
Very poor & Poor	0	0.000%
Neither good nor poor & Do not know	0	0.000%

Very good & Good Very poor & Poor
Neither good nor poor & Do not know

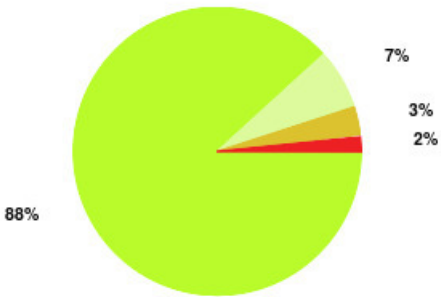


Deep Vein Thrombosis Summary

Number of responses: 59

Experience	Amount	Percentage
Very good	52	88.136%
Good	4	6.780%
Neither good nor poor	2	3.390%
Poor	0	0.000%
Very poor	1	1.695%
Do not know	0	0.000%

Very good Good Neither good nor poor Poor
Very poor Do not know



Experience	Amount	Percentage
Very good & Good	56	94.915%
Very poor & Poor	1	1.695%
Neither good nor poor & Do not know	2	3.390%

Very good & Good Very poor & Poor
Neither good nor poor & Do not know

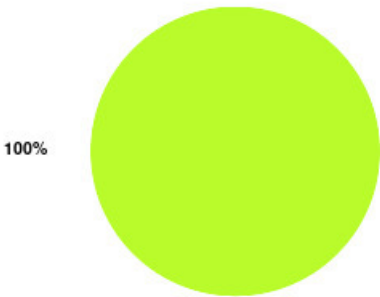


Dental - Beverley PDS Summary

Number of responses: 27

Experience	Amount	Percentage
Very good	27	100.000%
Good	0	0.000%
Neither good nor poor	0	0.000%
Poor	0	0.000%
Very poor	0	0.000%
Do not know	0	0.000%

Very good Good Neither good nor poor Poor
Very poor Do not know



Experience	Amount	Percentage
Very good & Good	27	100.000%
Very poor & Poor	0	0.000%
Neither good nor poor & Do not know	0	0.000%

Very good & Good Very poor & Poor
Neither good nor poor & Do not know

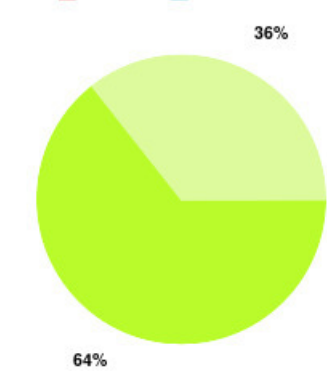


Dental - Bridlington CDS Summary

Number of responses: 14

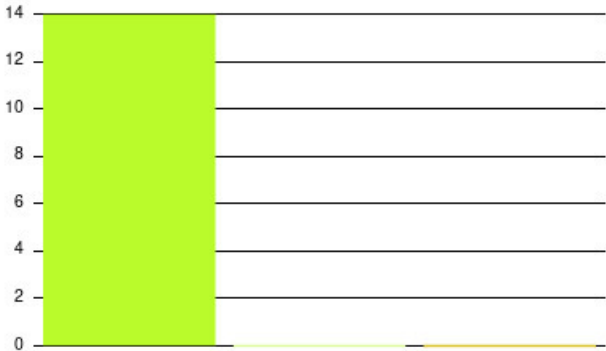
Experience	Amount	Percentage
Very good	9	64.286%
Good	5	35.714%
Neither good nor poor	0	0.000%
Poor	0	0.000%
Very poor	0	0.000%
Do not know	0	0.000%

Very good Good Neither good nor poor Poor
Very poor Do not know



Experience	Amount	Percentage
Very good & Good	14	100.000%
Very poor & Poor	0	0.000%
Neither good nor poor & Do not know	0	0.000%

Very good & Good Very poor & Poor
Neither good nor poor & Do not know

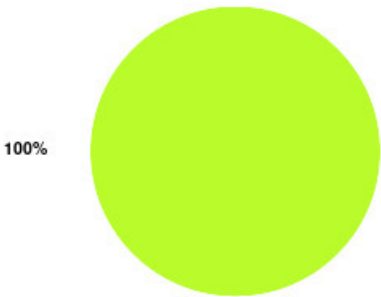


Dental - Driffield PDS Summary

Number of responses: 9

Experience	Amount	Percentage
Very good	9	100.000%
Good	0	0.000%
Neither good nor poor	0	0.000%
Poor	0	0.000%
Very poor	0	0.000%
Do not know	0	0.000%

Very good Good Neither good nor poor Poor
Very poor Do not know



Experience	Amount	Percentage
Very good & Good	9	100.000%
Very poor & Poor	0	0.000%
Neither good nor poor & Do not know	0	0.000%

Very good & Good Very poor & Poor
Neither good nor poor & Do not know



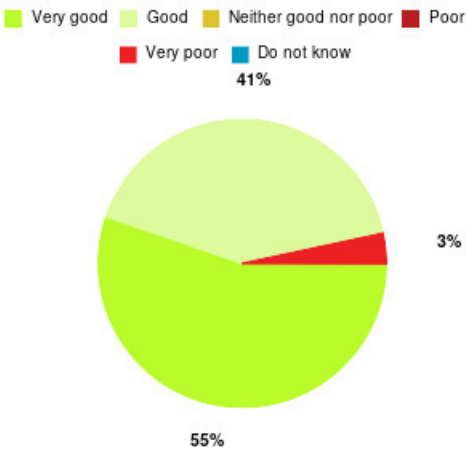
Dental - Goole CDS Summary

Number of responses: 0

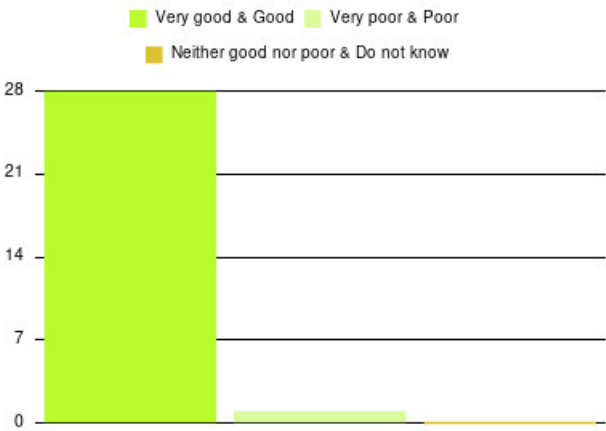
Dental - Goole PDS Summary

Number of responses: 29

Experience	Amount	Percentage
Very good	16	55.172%
Good	12	41.379%
Neither good nor poor	0	0.000%
Poor	0	0.000%
Very poor	1	3.448%
Do not know	0	0.000%



Experience	Amount	Percentage
Very good & Good	28	96.552%
Very poor & Poor	1	3.448%
Neither good nor poor & Do not know	0	0.000%

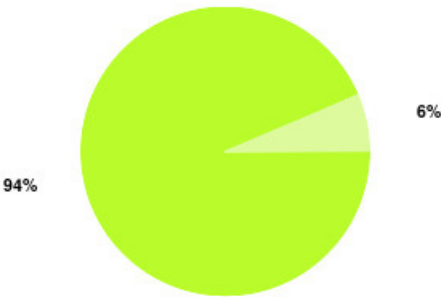


Dental - Highlands CDS Summary

Number of responses: 31

Experience	Amount	Percentage
Very good	29	93.548%
Good	2	6.452%
Neither good nor poor	0	0.000%
Poor	0	0.000%
Very poor	0	0.000%
Do not know	0	0.000%

Very good Good Neither good nor poor Poor
Very poor Do not know



Experience	Amount	Percentage
Very good & Good	31	100.000%
Very poor & Poor	0	0.000%
Neither good nor poor & Do not know	0	0.000%

Very good & Good Very poor & Poor
Neither good nor poor & Do not know

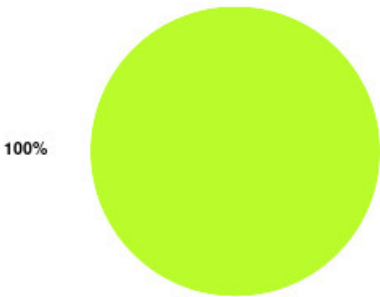


Dental - Jameson Street PDS Summary

Number of responses: 21

Experience	Amount	Percentage
Very good	21	100.000%
Good	0	0.000%
Neither good nor poor	0	0.000%
Poor	0	0.000%
Very poor	0	0.000%
Do not know	0	0.000%

Very good Good Neither good nor poor Poor
Very poor Do not know



Experience	Amount	Percentage
Very good & Good	21	100.000%
Very poor & Poor	0	0.000%
Neither good nor poor & Do not know	0	0.000%

Very good & Good Very poor & Poor
Neither good nor poor & Do not know

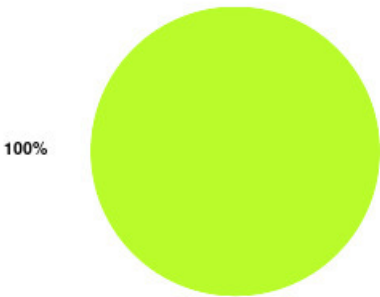


Dental - Orchard Park CDS Summary

Number of responses: 25

Experience	Amount	Percentage
Very good	25	100.000%
Good	0	0.000%
Neither good nor poor	0	0.000%
Poor	0	0.000%
Very poor	0	0.000%
Do not know	0	0.000%

Very good Good Neither good nor poor Poor
Very poor Do not know



Experience	Amount	Percentage
Very good & Good	25	100.000%
Very poor & Poor	0	0.000%
Neither good nor poor & Do not know	0	0.000%

Very good & Good Very poor & Poor
Neither good nor poor & Do not know



Dental - Pocklington PDS Summary

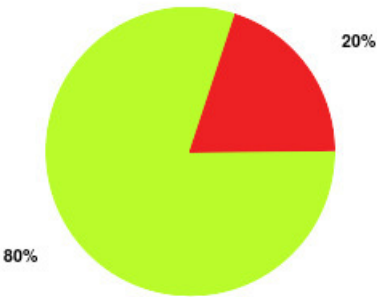
Number of responses: 0

Dental - Withernsea PDS Summary

Number of responses: 5

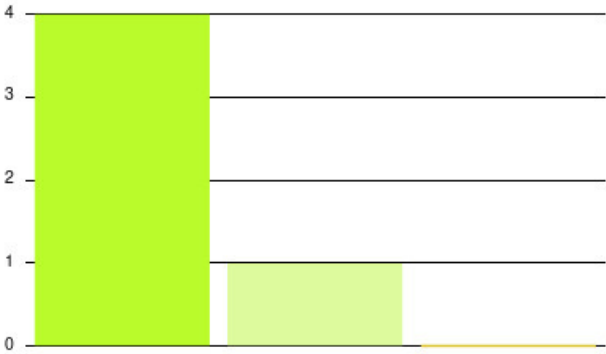
Experience	Amount	Percentage
Very good	4	80.000%
Good	0	0.000%
Neither good nor poor	0	0.000%
Poor	0	0.000%
Very poor	1	20.000%
Do not know	0	0.000%

Very good Good Neither good nor poor Poor
Very poor Do not know



Experience	Amount	Percentage
Very good & Good	4	80.000%
Very poor & Poor	1	20.000%
Neither good nor poor & Do not know	0	0.000%

Very good & Good Very poor & Poor
Neither good nor poor & Do not know



Diabetes Podiatry Summary

Number of responses: 0

Diabetes Service (East Riding) Summary

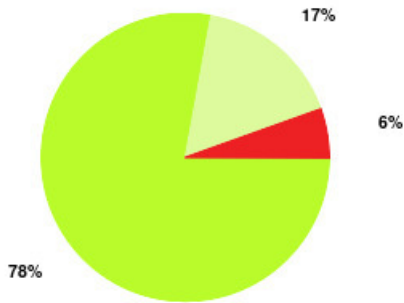
Number of responses: 0

Dietetics (East Riding) Summary

Number of responses: 18

Experience	Amount	Percentage
Very good	14	77.778%
Good	3	16.667%
Neither good nor poor	0	0.000%
Poor	0	0.000%
Very poor	1	5.556%
Do not know	0	0.000%

Very good Good Neither good nor poor Poor
Very poor Do not know



Experience	Amount	Percentage
Very good & Good	17	94.444%
Very poor & Poor	1	5.556%
Neither good nor poor & Do not know	0	0.000%

Very good & Good Very poor & Poor
Neither good nor poor & Do not know

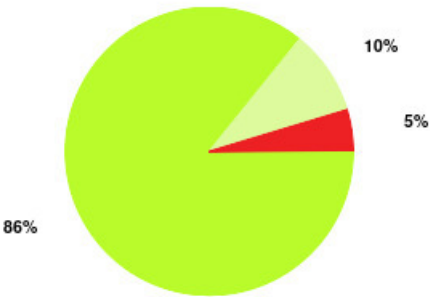


Dietetics (Hull) Summary

Number of responses: 21

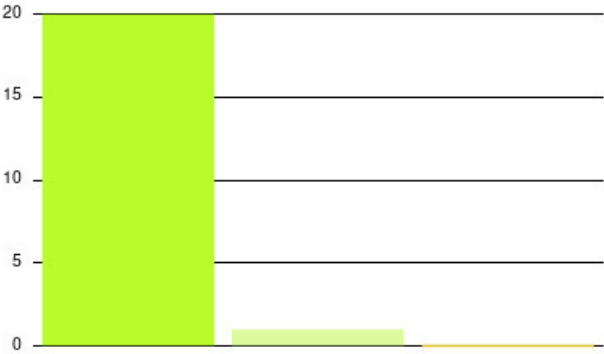
Experience	Amount	Percentage
Very good	18	85.714%
Good	2	9.524%
Neither good nor poor	0	0.000%
Poor	0	0.000%
Very poor	1	4.762%
Do not know	0	0.000%

Very good Good Neither good nor poor Poor
Very poor Do not know



Experience	Amount	Percentage
Very good & Good	20	95.238%
Very poor & Poor	1	4.762%
Neither good nor poor & Do not know	0	0.000%

Very good & Good Very poor & Poor
Neither good nor poor & Do not know



East Riding Fracture Liaison Service Summary

Number of responses: 0

East Riding Frailty Team Summary

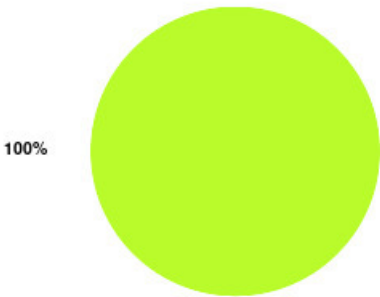
Number of responses: 0

Eating Disorders Summary

Number of responses: 3

Experience	Amount	Percentage
Very good	3	100.000%
Good	0	0.000%
Neither good nor poor	0	0.000%
Poor	0	0.000%
Very poor	0	0.000%
Do not know	0	0.000%

Very good Good Neither good nor poor Poor
Very poor Do not know



Experience	Amount	Percentage
Very good & Good	3	100.000%
Very poor & Poor	0	0.000%
Neither good nor poor & Do not know	0	0.000%

Very good & Good Very poor & Poor
Neither good nor poor & Do not know



EMPOWER Summary

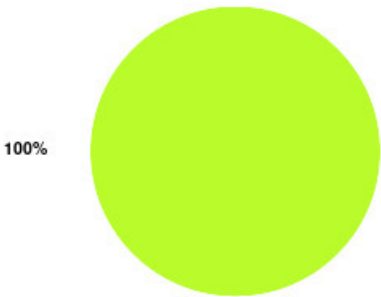
Number of responses: 0

Falls Team (East Riding) Summary

Number of responses: 1

Experience	Amount	Percentage
Very good	1	100.000%
Good	0	0.000%
Neither good nor poor	0	0.000%
Poor	0	0.000%
Very poor	0	0.000%
Do not know	0	0.000%

Very good Good Neither good nor poor Poor
Very poor Do not know



Experience	Amount	Percentage
Very good & Good	1	100.000%
Very poor & Poor	0	0.000%
Neither good nor poor & Do not know	0	0.000%

Very good & Good Very poor & Poor
Neither good nor poor & Do not know

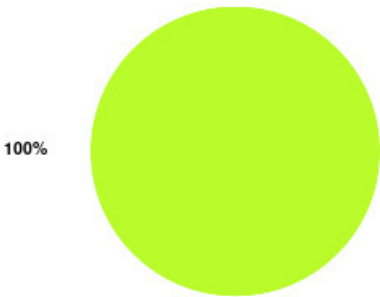


Falls Team (Hull) Summary

Number of responses: 13

Experience	Amount	Percentage
Very good	13	100.000%
Good	0	0.000%
Neither good nor poor	0	0.000%
Poor	0	0.000%
Very poor	0	0.000%
Do not know	0	0.000%

Very good Good Neither good nor poor Poor
Very poor Do not know



Experience	Amount	Percentage
Very good & Good	13	100.000%
Very poor & Poor	0	0.000%
Neither good nor poor & Do not know	0	0.000%

Very good & Good Very poor & Poor
Neither good nor poor & Do not know



Fit4All Team (SH) Summary

Number of responses: 0

Gastroenterology Summary

Number of responses: 0

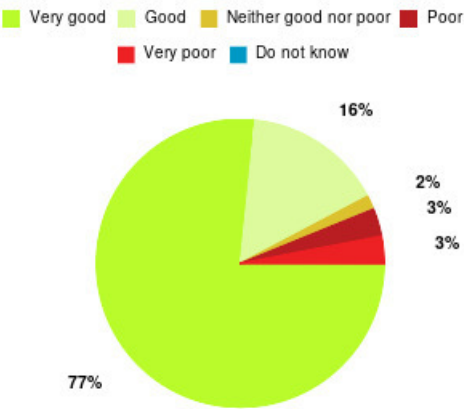
Goole UTC Summary

Number of responses: 0

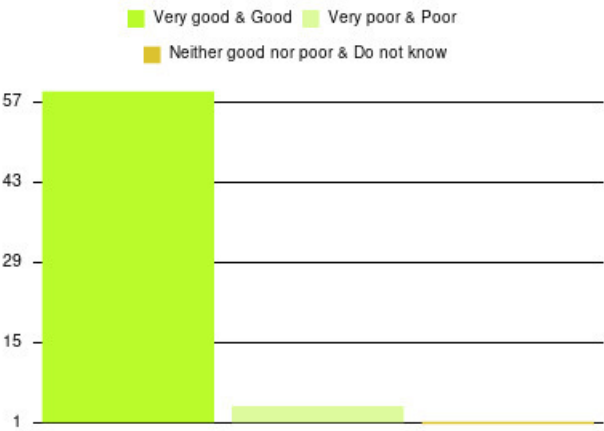
GP - East Park Surgery Summary

Number of responses: 64

Experience	Amount	Percentage
Very good	49	76.563%
Good	10	15.625%
Neither good nor poor	1	1.563%
Poor	2	3.125%
Very poor	2	3.125%
Do not know	0	0.000%



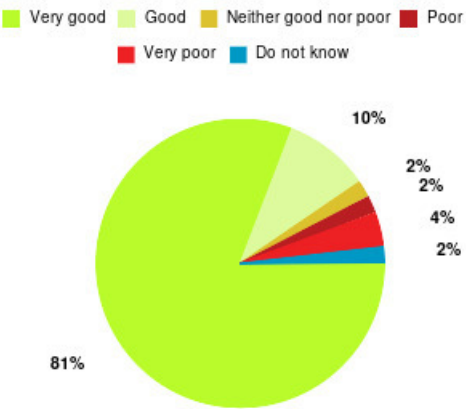
Experience	Amount	Percentage
Very good & Good	59	92.188%
Very poor & Poor	4	6.250%
Neither good nor poor & Do not know	1	1.563%



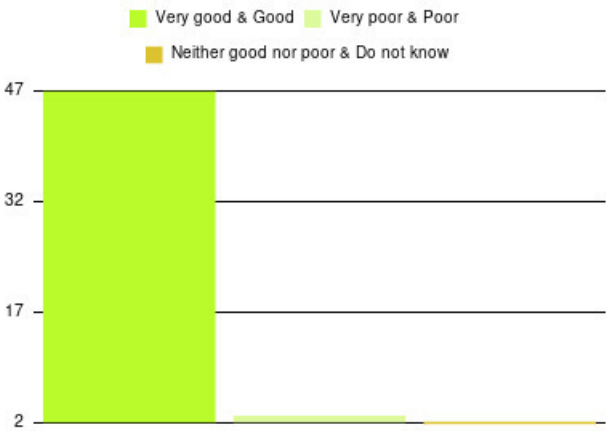
GP – Kingston Practice Summary

Number of responses: 52

Experience	Amount	Percentage
Very good	42	80.769%
Good	5	9.615%
Neither good nor poor	1	1.923%
Poor	1	1.923%
Very poor	2	3.846%
Do not know	1	1.923%



Experience	Amount	Percentage
Very good & Good	47	90.385%
Very poor & Poor	3	5.769%
Neither good nor poor & Do not know	2	3.846%



GP – Riverside Practice Summary

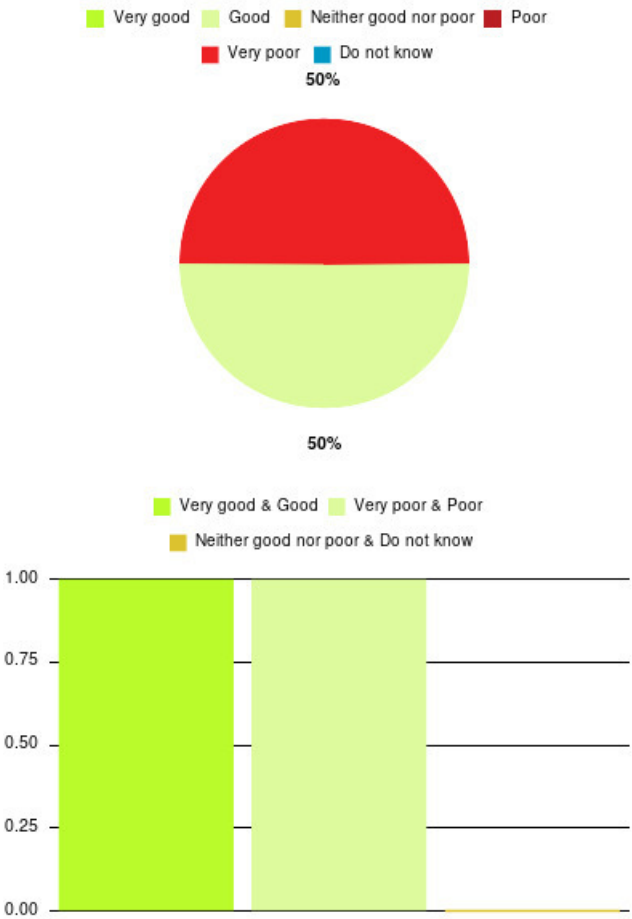
Number of responses: 0

GP – The Quays Summary

Number of responses: 2

Experience	Amount	Percentage
Very good	0	0.000%
Good	1	50.000%
Neither good nor poor	0	0.000%
Poor	0	0.000%
Very poor	1	50.000%
Do not know	0	0.000%

Experience	Amount	Percentage
Very good & Good	1	50.000%
Very poor & Poor	1	50.000%
Neither good nor poor & Do not know	0	0.000%



GP – Wolds View Primary Care Centre Summary

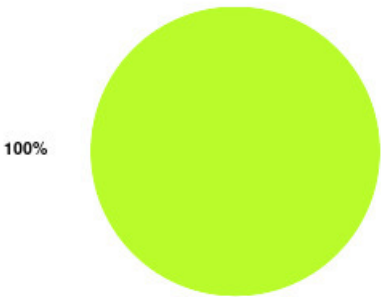
Number of responses: 0

Health & Lifestyle Practitioners (Primary Care) Summary

Number of responses: 4

Experience	Amount	Percentage
Very good	4	100.000%
Good	0	0.000%
Neither good nor poor	0	0.000%
Poor	0	0.000%
Very poor	0	0.000%
Do not know	0	0.000%

Very good Good Neither good nor poor Poor
Very poor Do not know



Experience	Amount	Percentage
Very good & Good	4	100.000%
Very poor & Poor	0	0.000%
Neither good nor poor & Do not know	0	0.000%

Very good & Good Very poor & Poor
Neither good nor poor & Do not know



Health Checks (SH) Summary

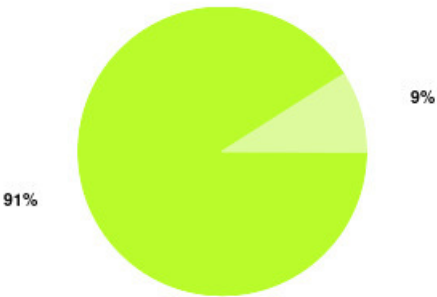
Number of responses: 0

Health Trainers (inc Social Prescribing) SH Summary

Number of responses: 22

Experience	Amount	Percentage
Very good	20	90.909%
Good	2	9.091%
Neither good nor poor	0	0.000%
Poor	0	0.000%
Very poor	0	0.000%
Do not know	0	0.000%

Very good Good Neither good nor poor Poor
Very poor Do not know



Experience	Amount	Percentage
Very good & Good	22	100.000%
Very poor & Poor	0	0.000%
Neither good nor poor & Do not know	0	0.000%

Very good & Good Very poor & Poor
Neither good nor poor & Do not know

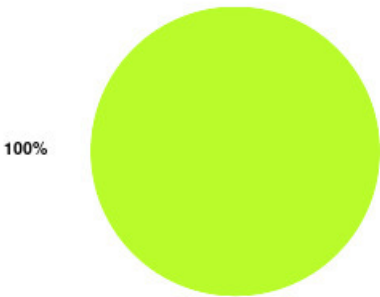


Healthy Hull Summary

Number of responses: 12

Experience	Amount	Percentage
Very good	12	100.000%
Good	0	0.000%
Neither good nor poor	0	0.000%
Poor	0	0.000%
Very poor	0	0.000%
Do not know	0	0.000%

Very good Good Neither good nor poor Poor
Very poor Do not know



Experience	Amount	Percentage
Very good & Good	12	100.000%
Very poor & Poor	0	0.000%
Neither good nor poor & Do not know	0	0.000%

Very good & Good Very poor & Poor
Neither good nor poor & Do not know

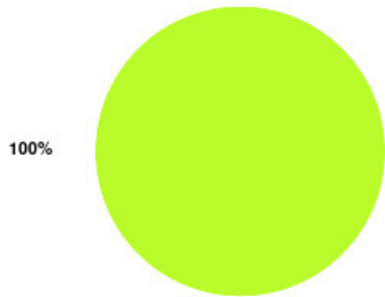


Healthy St Helens Summary

Number of responses: 2

Experience	Amount	Percentage
Very good	2	100.000%
Good	0	0.000%
Neither good nor poor	0	0.000%
Poor	0	0.000%
Very poor	0	0.000%
Do not know	0	0.000%

Very good Good Neither good nor poor Poor
Very poor Do not know



Experience	Amount	Percentage
Very good & Good	2	100.000%
Very poor & Poor	0	0.000%
Neither good nor poor & Do not know	0	0.000%

Very good & Good Very poor & Poor
Neither good nor poor & Do not know



HERCH20 Summary

Number of responses: 0

Holy Name Summary

Number of responses: 0

Home Oxygen Service (East Riding) Summary

Number of responses: 0

Home Oxygen Service (Hull) Summary

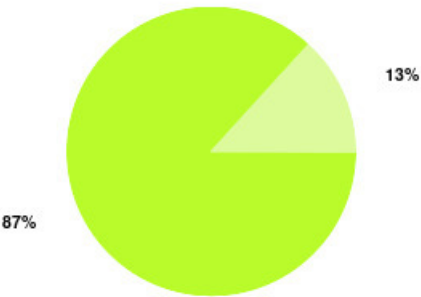
Number of responses: 0

Hull and East Riding Accelerated Lower Limb (HEAL) Pathway Summary

Number of responses: 15

Experience	Amount	Percentage
Very good	13	86.667%
Good	2	13.333%
Neither good nor poor	0	0.000%
Poor	0	0.000%
Very poor	0	0.000%
Do not know	0	0.000%

Very good Good Neither good nor poor Poor
Very poor Do not know



Experience	Amount	Percentage
Very good & Good	15	100.000%
Very poor & Poor	0	0.000%
Neither good nor poor & Do not know	0	0.000%

Very good & Good Very poor & Poor
Neither good nor poor & Do not know



Hull Complex Wounds Summary

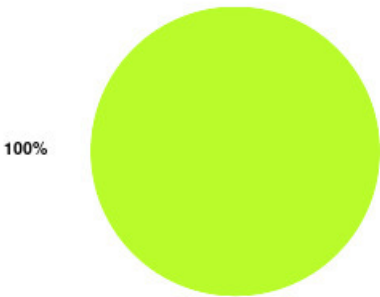
Number of responses: 0

Hull First Falls Summary

Number of responses: 21

Experience	Amount	Percentage
Very good	21	100.000%
Good	0	0.000%
Neither good nor poor	0	0.000%
Poor	0	0.000%
Very poor	0	0.000%
Do not know	0	0.000%

Very good Good Neither good nor poor Poor
Very poor Do not know



Experience	Amount	Percentage
Very good & Good	21	100.000%
Very poor & Poor	0	0.000%
Neither good nor poor & Do not know	0	0.000%

Very good & Good Very poor & Poor
Neither good nor poor & Do not know




Hull Fracture Liaison Service Summary

Number of responses: 2

Experience	Amount	Percentage
Very good	1	50.000%
Good	0	0.000%
Neither good nor poor	0	0.000%
Poor	0	0.000%
Very poor	1	50.000%
Do not know	0	0.000%

Experience	Amount	Percentage
Very good & Good	1	50.000%
Very poor & Poor	1	50.000%
Neither good nor poor & Do not know	0	0.000%

Very good Good Neither good nor poor Poor
Very poor Do not know
50%



50%

Very good & Good Very poor & Poor
Neither good nor poor & Do not know

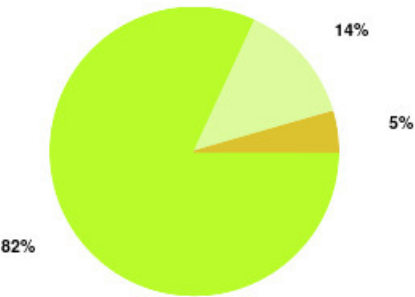


Hull Urgent Care Summary

Number of responses: 22

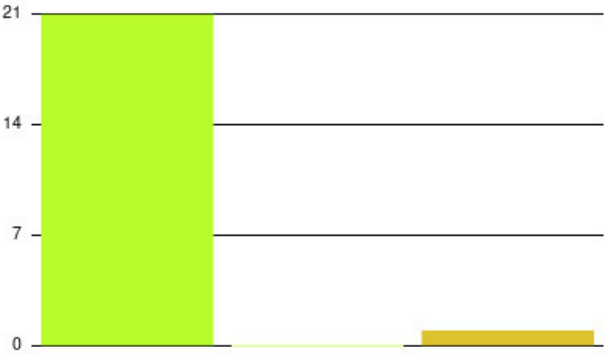
Experience	Amount	Percentage
Very good	18	81.818%
Good	3	13.636%
Neither good nor poor	1	4.545%
Poor	0	0.000%
Very poor	0	0.000%
Do not know	0	0.000%

Very good Good Neither good nor poor Poor
Very poor Do not know



Experience	Amount	Percentage
Very good & Good	21	95.455%
Very poor & Poor	0	0.000%
Neither good nor poor & Do not know	1	4.545%

Very good & Good Very poor & Poor
Neither good nor poor & Do not know

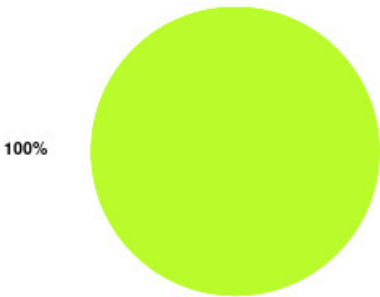


Infant Feeding Service (SH) Summary

Number of responses: 7

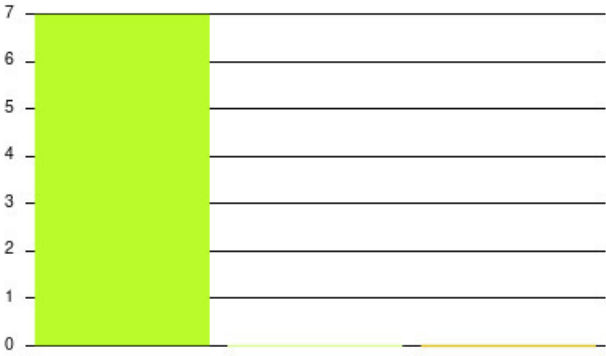
Experience	Amount	Percentage
Very good	7	100.000%
Good	0	0.000%
Neither good nor poor	0	0.000%
Poor	0	0.000%
Very poor	0	0.000%
Do not know	0	0.000%

Very good Good Neither good nor poor Poor
Very poor Do not know



Experience	Amount	Percentage
Very good & Good	7	100.000%
Very poor & Poor	0	0.000%
Neither good nor poor & Do not know	0	0.000%

Very good & Good Very poor & Poor
Neither good nor poor & Do not know

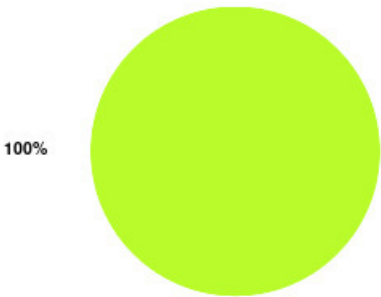


Intermediate Care Summary

Number of responses: 2

Experience	Amount	Percentage
Very good	2	100.000%
Good	0	0.000%
Neither good nor poor	0	0.000%
Poor	0	0.000%
Very poor	0	0.000%
Do not know	0	0.000%

Very good Good Neither good nor poor Poor
Very poor Do not know



Experience	Amount	Percentage
Very good & Good	2	100.000%
Very poor & Poor	0	0.000%
Neither good nor poor & Do not know	0	0.000%

Very good & Good Very poor & Poor
Neither good nor poor & Do not know



Intermediate Care (ER) Summary

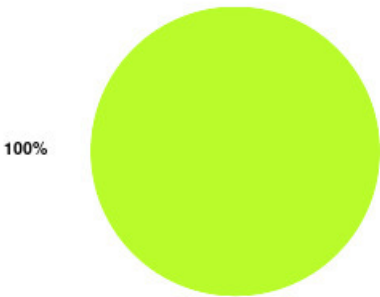
Number of responses: 0

Jean Bishop ICC Summary

Number of responses: 36

Experience	Amount	Percentage
Very good	36	100.000%
Good	0	0.000%
Neither good nor poor	0	0.000%
Poor	0	0.000%
Very poor	0	0.000%
Do not know	0	0.000%

Very good Good Neither good nor poor Poor
Very poor Do not know



Experience	Amount	Percentage
Very good & Good	36	100.000%
Very poor & Poor	0	0.000%
Neither good nor poor & Do not know	0	0.000%

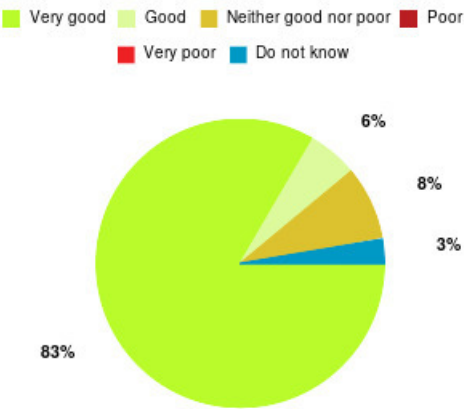
Very good & Good Very poor & Poor
Neither good nor poor & Do not know



Let's Talk (Hull) Summary

Number of responses: 36

Experience	Amount	Percentage
Very good	30	83.333%
Good	2	5.556%
Neither good nor poor	3	8.333%
Poor	0	0.000%
Very poor	0	0.000%
Do not know	1	2.778%



Experience	Amount	Percentage
Very good & Good	32	88.889%
Very poor & Poor	0	0.000%
Neither good nor poor & Do not know	4	11.111%



Let's Talk - Cruse Summary

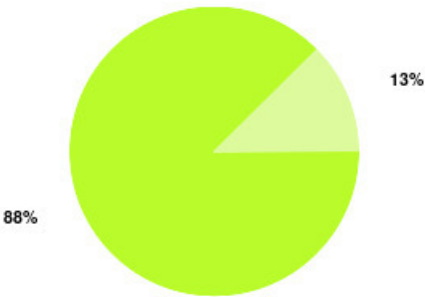
Number of responses: 0

Let's Talk - Focus Counselling Summary

Number of responses: 16

Experience	Amount	Percentage
Very good	14	87.500%
Good	2	12.500%
Neither good nor poor	0	0.000%
Poor	0	0.000%
Very poor	0	0.000%
Do not know	0	0.000%

Very good Good Neither good nor poor Poor
Very poor Do not know



Experience	Amount	Percentage
Very good & Good	16	100.000%
Very poor & Poor	0	0.000%
Neither good nor poor & Do not know	0	0.000%

Very good & Good Very poor & Poor
Neither good nor poor & Do not know

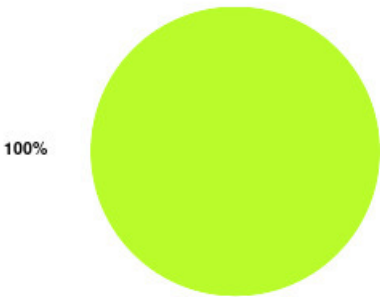


Let's Talk - Good Day Therapy Summary

Number of responses: 1

Experience	Amount	Percentage
Very good	1	100.000%
Good	0	0.000%
Neither good nor poor	0	0.000%
Poor	0	0.000%
Very poor	0	0.000%
Do not know	0	0.000%

Very good Good Neither good nor poor Poor
Very poor Do not know



Experience	Amount	Percentage
Very good & Good	1	100.000%
Very poor & Poor	0	0.000%
Neither good nor poor & Do not know	0	0.000%

Very good & Good Very poor & Poor
Neither good nor poor & Do not know



Let's Talk - HEY Mind Summary

Number of responses: 0

Let's Talk - House of Light Summary

Number of responses: 0

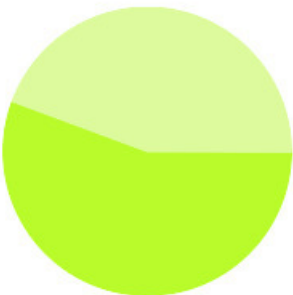
Let's Talk - Joan Pickard Ltd Summary

Number of responses: 9

Experience	Amount	Percentage
Very good	5	55.556%
Good	4	44.444%
Neither good nor poor	0	0.000%
Poor	0	0.000%
Very poor	0	0.000%
Do not know	0	0.000%

Experience	Amount	Percentage
Very good & Good	9	100.000%
Very poor & Poor	0	0.000%
Neither good nor poor & Do not know	0	0.000%

Very good Good Neither good nor poor Poor
Very poor Do not know
44%



56%

Very good & Good Very poor & Poor
Neither good nor poor & Do not know



Let's Talk - Relate Summary

Number of responses: 0

Let's Talk - S2BH Summary

Number of responses: 0

Let's Talk - Temenos Summary

Number of responses: 0

Lifestyle Referral (SH) Summary

Number of responses: 0

Local Outbreak Team Summary

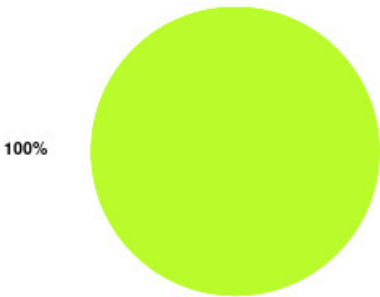
Number of responses: 0

Looked After Children Summary

Number of responses: 2

Experience	Amount	Percentage
Very good	2	100.000%
Good	0	0.000%
Neither good nor poor	0	0.000%
Poor	0	0.000%
Very poor	0	0.000%
Do not know	0	0.000%

Very good Good Neither good nor poor Poor
Very poor Do not know



Experience	Amount	Percentage
Very good & Good	2	100.000%
Very poor & Poor	0	0.000%
Neither good nor poor & Do not know	0	0.000%

Very good & Good Very poor & Poor
Neither good nor poor & Do not know

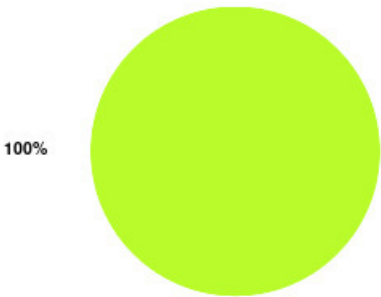


Lymphoedema Summary

Number of responses: 4

Experience	Amount	Percentage
Very good	4	100.000%
Good	0	0.000%
Neither good nor poor	0	0.000%
Poor	0	0.000%
Very poor	0	0.000%
Do not know	0	0.000%

Very good Good Neither good nor poor Poor
Very poor Do not know



Experience	Amount	Percentage
Very good & Good	4	100.000%
Very poor & Poor	0	0.000%
Neither good nor poor & Do not know	0	0.000%

Very good & Good Very poor & Poor
Neither good nor poor & Do not know



Macmillan Wolds Unit (Bridlington) Summary

Number of responses: 0

Medicines Management - Care Home Service Summary

Number of responses: 0

Mental Health Team (SH) Summary

Number of responses: 0

MSK Physiotherapy Summary

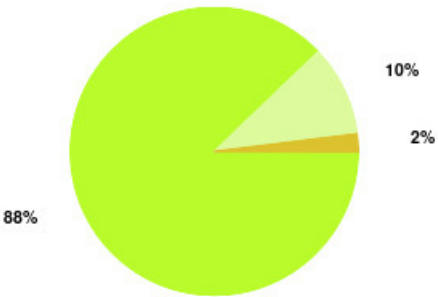
Number of responses: 0

MSK Physiotherapy - Alfred Bean Hospital Summary

Number of responses: 49

Experience	Amount	Percentage
Very good	43	87.755%
Good	5	10.204%
Neither good nor poor	1	2.041%
Poor	0	0.000%
Very poor	0	0.000%
Do not know	0	0.000%

Very good Good Neither good nor poor Poor
Very poor Do not know



Experience	Amount	Percentage
Very good & Good	48	97.959%
Very poor & Poor	0	0.000%
Neither good nor poor & Do not know	1	2.041%

Very good & Good Very poor & Poor
Neither good nor poor & Do not know

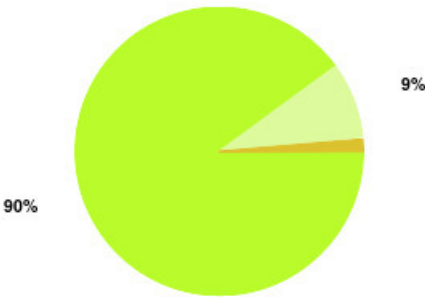


MSK Physiotherapy - Bridlington Hospital Summary

Number of responses: 69

Experience	Amount	Percentage
Very good	62	89.855%
Good	6	8.696%
Neither good nor poor	1	1.449%
Poor	0	0.000%
Very poor	0	0.000%
Do not know	0	0.000%

Very good Good Neither good nor poor Poor
Very poor Do not know



Experience	Amount	Percentage
Very good & Good	68	98.551%
Very poor & Poor	0	0.000%
Neither good nor poor & Do not know	1	1.449%

Very good & Good Very poor & Poor
Neither good nor poor & Do not know

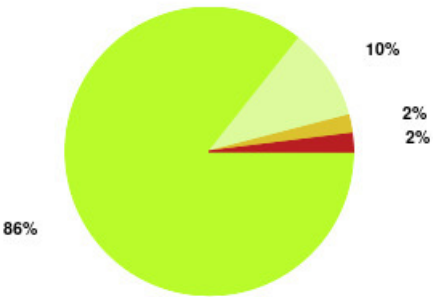


MSK Physiotherapy - East Riding Community Hospital Summary

Number of responses: 97

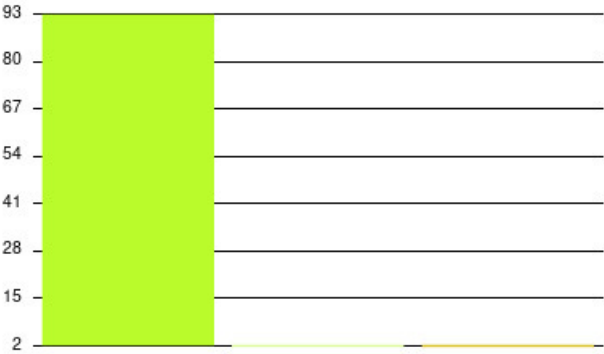
Experience	Amount	Percentage
Very good	83	85.567%
Good	10	10.309%
Neither good nor poor	2	2.062%
Poor	2	2.062%
Very poor	0	0.000%
Do not know	0	0.000%

Very good Good Neither good nor poor Poor
Very poor Do not know



Experience	Amount	Percentage
Very good & Good	93	95.876%
Very poor & Poor	2	2.062%
Neither good nor poor & Do not know	2	2.062%

Very good & Good Very poor & Poor
Neither good nor poor & Do not know

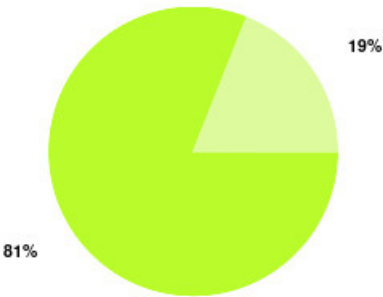


MSK Physiotherapy - Goole & District Hospital Summary

Number of responses: 21

Experience	Amount	Percentage
Very good	17	80.952%
Good	4	19.048%
Neither good nor poor	0	0.000%
Poor	0	0.000%
Very poor	0	0.000%
Do not know	0	0.000%

Very good Good Neither good nor poor Poor
Very poor Do not know



Experience	Amount	Percentage
Very good & Good	21	100.000%
Very poor & Poor	0	0.000%
Neither good nor poor & Do not know	0	0.000%

Very good & Good Very poor & Poor
Neither good nor poor & Do not know

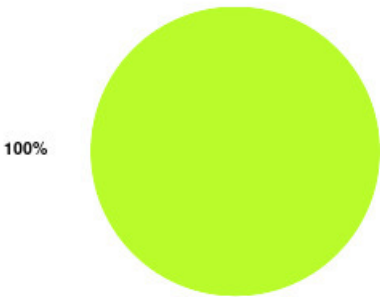


MSK Physiotherapy - Hessle Health Centre Summary

Number of responses: 25

Experience	Amount	Percentage
Very good	25	100.000%
Good	0	0.000%
Neither good nor poor	0	0.000%
Poor	0	0.000%
Very poor	0	0.000%
Do not know	0	0.000%

Very good Good Neither good nor poor Poor
Very poor Do not know



Experience	Amount	Percentage
Very good & Good	25	100.000%
Very poor & Poor	0	0.000%
Neither good nor poor & Do not know	0	0.000%

Very good & Good Very poor & Poor
Neither good nor poor & Do not know

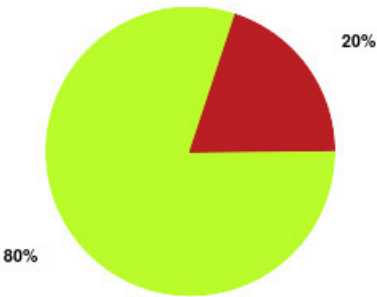


MSK Physiotherapy - Hornsea Cottage Hospital Summary

Number of responses: 5

Experience	Amount	Percentage
Very good	4	80.000%
Good	0	0.000%
Neither good nor poor	0	0.000%
Poor	1	20.000%
Very poor	0	0.000%
Do not know	0	0.000%

Very good Good Neither good nor poor Poor
Very poor Do not know



Experience	Amount	Percentage
Very good & Good	4	80.000%
Very poor & Poor	1	20.000%
Neither good nor poor & Do not know	0	0.000%

Very good & Good Very poor & Poor
Neither good nor poor & Do not know

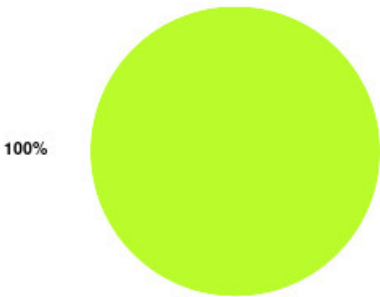


MSK Physiotherapy - Withernsea Hospital Summary

Number of responses: 15

Experience	Amount	Percentage
Very good	15	100.000%
Good	0	0.000%
Neither good nor poor	0	0.000%
Poor	0	0.000%
Very poor	0	0.000%
Do not know	0	0.000%

Very good Good Neither good nor poor Poor
Very poor Do not know



Experience	Amount	Percentage
Very good & Good	15	100.000%
Very poor & Poor	0	0.000%
Neither good nor poor & Do not know	0	0.000%

Very good & Good Very poor & Poor
Neither good nor poor & Do not know



NHS Continuing Healthcare Summary

Number of responses: 0

Night Care Service (EOL) Summary

Number of responses: 0

OccWellbeing Summary

Number of responses: 0

Oral Health (SH) Summary

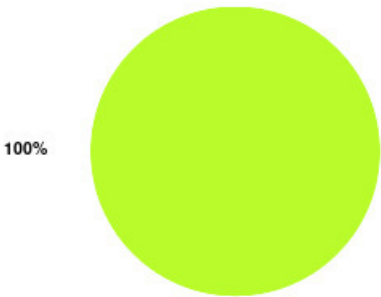
Number of responses: 0

Oral Health Promotion Team Summary

Number of responses: 7

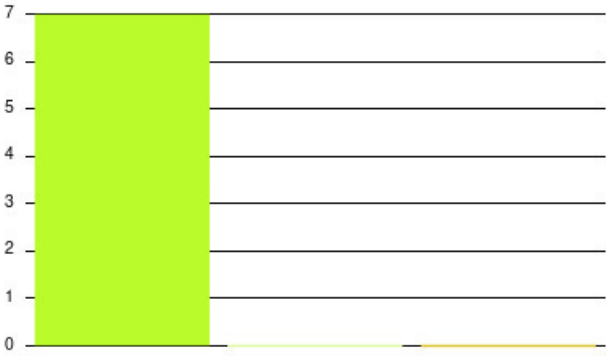
Experience	Amount	Percentage
Very good	7	100.000%
Good	0	0.000%
Neither good nor poor	0	0.000%
Poor	0	0.000%
Very poor	0	0.000%
Do not know	0	0.000%

Very good Good Neither good nor poor Poor
Very poor Do not know



Experience	Amount	Percentage
Very good & Good	7	100.000%
Very poor & Poor	0	0.000%
Neither good nor poor & Do not know	0	0.000%

Very good & Good Very poor & Poor
Neither good nor poor & Do not know

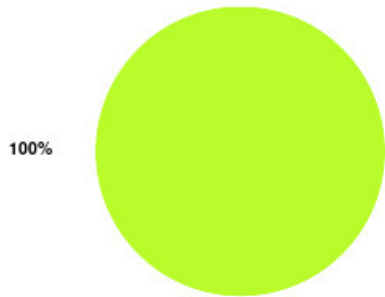


Out of Hours Nursing (East Riding) Summary

Number of responses: 1


Experience	Amount	Percentage
Very good	1	100.000%
Good	0	0.000%
Neither good nor poor	0	0.000%
Poor	0	0.000%
Very poor	0	0.000%
Do not know	0	0.000%

Very good Good Neither good nor poor Poor
Very poor Do not know



Experience	Amount	Percentage
Very good & Good	1	100.000%
Very poor & Poor	0	0.000%
Neither good nor poor & Do not know	0	0.000%

Very good & Good Very poor & Poor
Neither good nor poor & Do not know



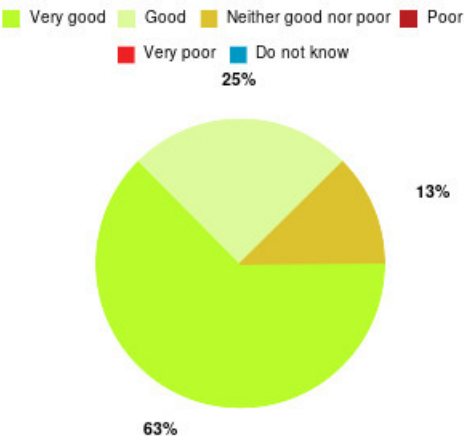
Out of Hours Nursing (EOL) Summary

Number of responses: 0

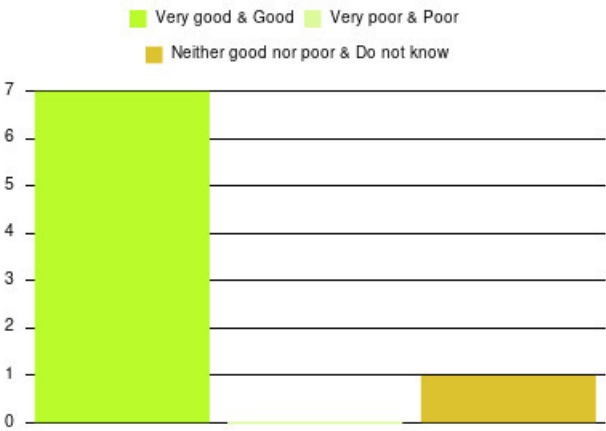
Pain Management - ER & VoY Summary

Number of responses: 8

Experience	Amount	Percentage
Very good	5	62.500%
Good	2	25.000%
Neither good nor poor	1	12.500%
Poor	0	0.000%
Very poor	0	0.000%
Do not know	0	0.000%



Experience	Amount	Percentage
Very good & Good	7	87.500%
Very poor & Poor	0	0.000%
Neither good nor poor & Do not know	1	12.500%

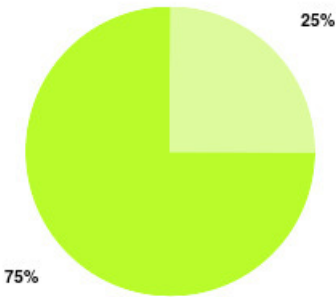


Pain Management - Hull Summary

Number of responses: 20

Experience	Amount	Percentage
Very good	15	75.000%
Good	5	25.000%
Neither good nor poor	0	0.000%
Poor	0	0.000%
Very poor	0	0.000%
Do not know	0	0.000%

Very good Good Neither good nor poor Poor
Very poor Do not know



Experience	Amount	Percentage
Very good & Good	20	100.000%
Very poor & Poor	0	0.000%
Neither good nor poor & Do not know	0	0.000%

Very good & Good Very poor & Poor
Neither good nor poor & Do not know

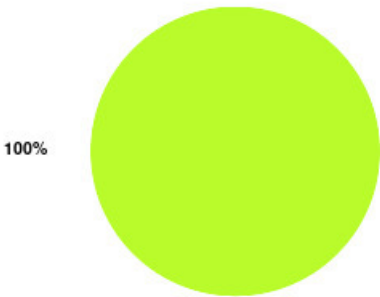


Parkinson's Hub (ICC) Summary

Number of responses: 1

Experience	Amount	Percentage
Very good	1	100.000%
Good	0	0.000%
Neither good nor poor	0	0.000%
Poor	0	0.000%
Very poor	0	0.000%
Do not know	0	0.000%

Very good Good Neither good nor poor Poor
Very poor Do not know



Experience	Amount	Percentage
Very good & Good	1	100.000%
Very poor & Poor	0	0.000%
Neither good nor poor & Do not know	0	0.000%

Very good & Good Very poor & Poor
Neither good nor poor & Do not know



PAUL for Brain recovery Summary

Number of responses: 0

Pharmacies Summary

Number of responses: 0

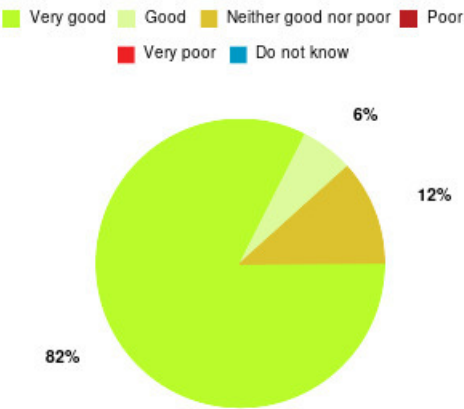
Phlebotomy - Withernsea Hospital Summary

Number of responses: 0

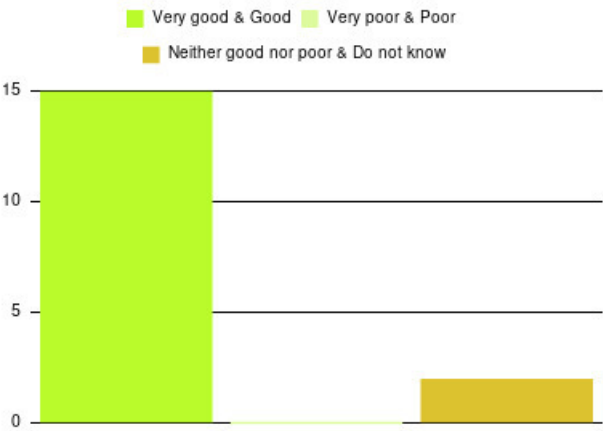
Podiatry (ER - Beverley) Summary

Number of responses: 17

Experience	Amount	Percentage
Very good	14	82.353%
Good	1	5.882%
Neither good nor poor	2	11.765%
Poor	0	0.000%
Very poor	0	0.000%
Do not know	0	0.000%



Experience	Amount	Percentage
Very good & Good	15	88.235%
Very poor & Poor	0	0.000%
Neither good nor poor & Do not know	2	11.765%

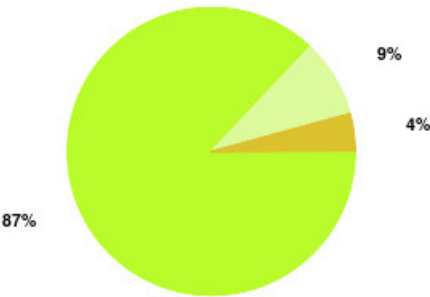


Podiatry (ER - Bridlington) Summary

Number of responses: 23

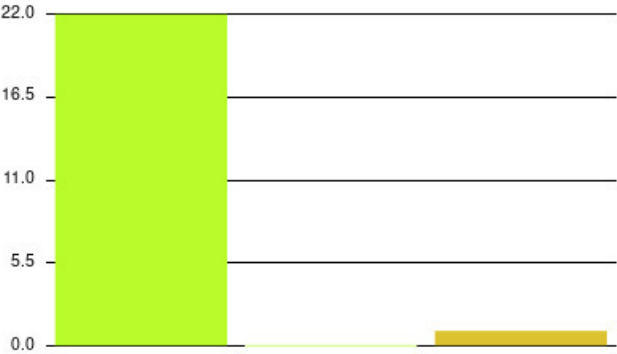
Experience	Amount	Percentage
Very good	20	86.957%
Good	2	8.696%
Neither good nor poor	1	4.348%
Poor	0	0.000%
Very poor	0	0.000%
Do not know	0	0.000%

Very good Good Neither good nor poor Poor
Very poor Do not know



Experience	Amount	Percentage
Very good & Good	22	95.652%
Very poor & Poor	0	0.000%
Neither good nor poor & Do not know	1	4.348%

Very good & Good Very poor & Poor
Neither good nor poor & Do not know

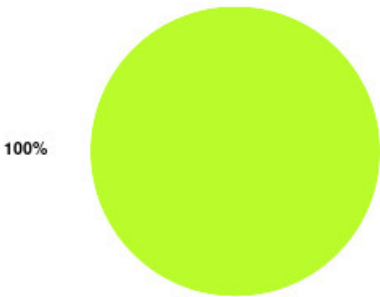


Podiatry (ER - Driffield) Summary

Number of responses: 2

Experience	Amount	Percentage
Very good	2	100.000%
Good	0	0.000%
Neither good nor poor	0	0.000%
Poor	0	0.000%
Very poor	0	0.000%
Do not know	0	0.000%

Very good Good Neither good nor poor Poor
Very poor Do not know



Experience	Amount	Percentage
Very good & Good	2	100.000%
Very poor & Poor	0	0.000%
Neither good nor poor & Do not know	0	0.000%

Very good & Good Very poor & Poor
Neither good nor poor & Do not know

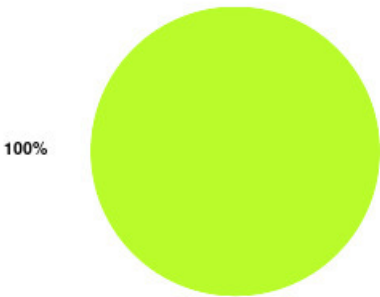


Podiatry (ER - Goole) Summary

Number of responses: 9

Experience	Amount	Percentage
Very good	9	100.000%
Good	0	0.000%
Neither good nor poor	0	0.000%
Poor	0	0.000%
Very poor	0	0.000%
Do not know	0	0.000%

Very good Good Neither good nor poor Poor
Very poor Do not know



Experience	Amount	Percentage
Very good & Good	9	100.000%
Very poor & Poor	0	0.000%
Neither good nor poor & Do not know	0	0.000%

Very good & Good Very poor & Poor
Neither good nor poor & Do not know



Podiatry (ER - Hedon/Rosedale) Summary


Number of responses: 0

Podiatry (ER - Hesse) Summary

Number of responses: 27

Experience	Amount	Percentage
Very good	26	96.296%
Good	1	3.704%
Neither good nor poor	0	0.000%
Poor	0	0.000%
Very poor	0	0.000%
Do not know	0	0.000%

Very good Good Neither good nor poor Poor
Very poor Do not know



Experience	Amount	Percentage
Very good & Good	27	100.000%
Very poor & Poor	0	0.000%
Neither good nor poor & Do not know	0	0.000%

Very good & Good Very poor & Poor
Neither good nor poor & Do not know



Podiatry (ER - Home visits) Summary

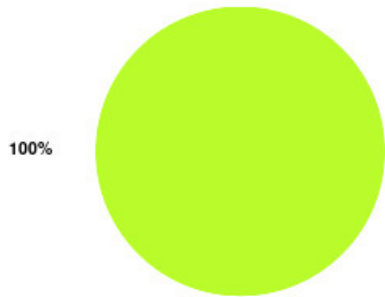
Number of responses: 0

Podiatry (ER - Hornsea) Summary

Number of responses: 6


Experience	Amount	Percentage
Very good	6	100.000%
Good	0	0.000%
Neither good nor poor	0	0.000%
Poor	0	0.000%
Very poor	0	0.000%
Do not know	0	0.000%

Very good Good Neither good nor poor Poor
Very poor Do not know



Experience	Amount	Percentage
Very good & Good	6	100.000%
Very poor & Poor	0	0.000%
Neither good nor poor & Do not know	0	0.000%

Very good & Good Very poor & Poor
Neither good nor poor & Do not know

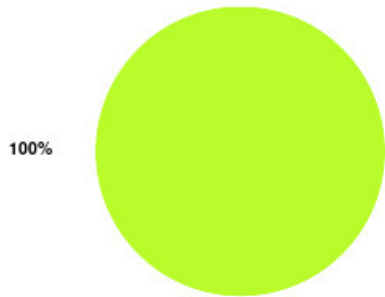


Podiatry (ER - Market Weighton) Summary

Number of responses: 2

Experience	Amount	Percentage
Very good	2	100.000%
Good	0	0.000%
Neither good nor poor	0	0.000%
Poor	0	0.000%
Very poor	0	0.000%
Do not know	0	0.000%

Very good Good Neither good nor poor Poor
Very poor Do not know



Experience	Amount	Percentage
Very good & Good	2	100.000%
Very poor & Poor	0	0.000%
Neither good nor poor & Do not know	0	0.000%

Very good & Good Very poor & Poor
Neither good nor poor & Do not know



Podiatry (ER - MSK) Summary

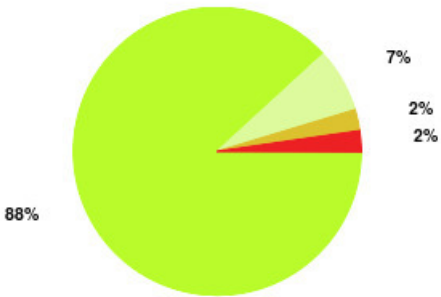
Number of responses: 0

Podiatry (ER - Withernsea) Summary

Number of responses: 42

Experience	Amount	Percentage
Very good	37	88.095%
Good	3	7.143%
Neither good nor poor	1	2.381%
Poor	0	0.000%
Very poor	1	2.381%
Do not know	0	0.000%

Very good Good Neither good nor poor Poor
Very poor Do not know



Experience	Amount	Percentage
Very good & Good	40	95.238%
Very poor & Poor	1	2.381%
Neither good nor poor & Do not know	1	2.381%

Very good & Good Very poor & Poor
Neither good nor poor & Do not know

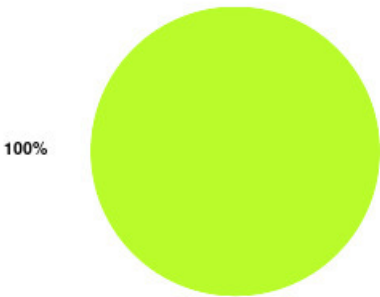


Podiatry (Hull - Allam Diabetes Centre) Summary

Number of responses: 8

Experience	Amount	Percentage
Very good	8	100.000%
Good	0	0.000%
Neither good nor poor	0	0.000%
Poor	0	0.000%
Very poor	0	0.000%
Do not know	0	0.000%

Very good Good Neither good nor poor Poor
Very poor Do not know



Experience	Amount	Percentage
Very good & Good	8	100.000%
Very poor & Poor	0	0.000%
Neither good nor poor & Do not know	0	0.000%

Very good & Good Very poor & Poor
Neither good nor poor & Do not know

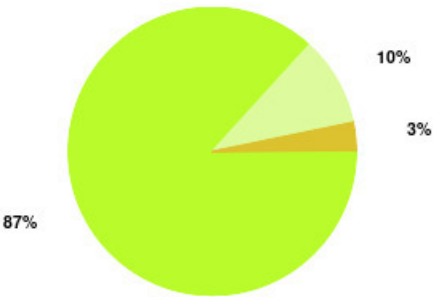


Podiatry (Hull - Bransholme HC) Summary

Number of responses: 30

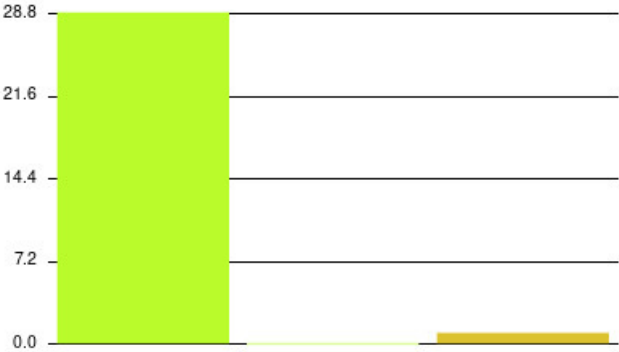
Experience	Amount	Percentage
Very good	26	86.667%
Good	3	10.000%
Neither good nor poor	1	3.333%
Poor	0	0.000%
Very poor	0	0.000%
Do not know	0	0.000%

Very good Good Neither good nor poor Poor
Very poor Do not know



Experience	Amount	Percentage
Very good & Good	29	96.667%
Very poor & Poor	0	0.000%
Neither good nor poor & Do not know	1	3.333%

Very good & Good Very poor & Poor
Neither good nor poor & Do not know



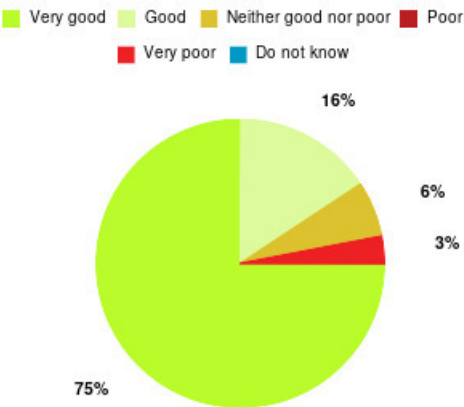
Podiatry (Hull - Dialysis clinic) Summary

Number of responses: 0

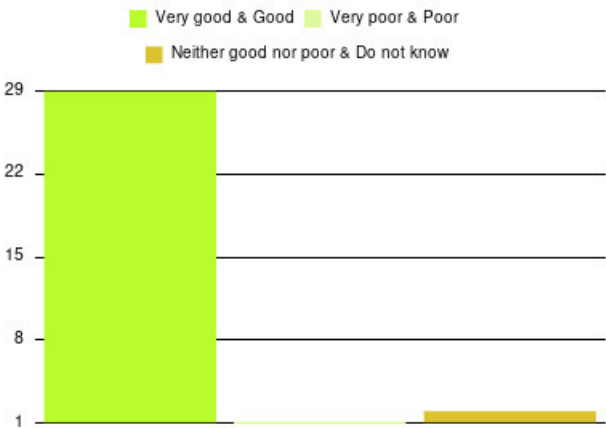
Podiatry (Hull - Elliott Chappell HC) Summary

Number of responses: 32

Experience	Amount	Percentage
Very good	24	75.000%
Good	5	15.625%
Neither good nor poor	2	6.250%
Poor	0	0.000%
Very poor	1	3.125%
Do not know	0	0.000%



Experience	Amount	Percentage
Very good & Good	29	90.625%
Very poor & Poor	1	3.125%
Neither good nor poor & Do not know	2	6.250%



Podiatry (Hull - HMP Hull) Summary

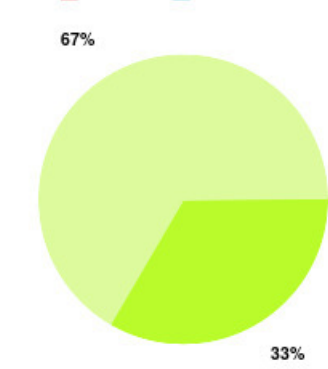
Number of responses: 0

Podiatry (Hull - Home visits) Summary

Number of responses: 3

Experience	Amount	Percentage
Very good	1	33.333%
Good	2	66.667%
Neither good nor poor	0	0.000%
Poor	0	0.000%
Very poor	0	0.000%
Do not know	0	0.000%

Very good Good Neither good nor poor Poor
Very poor Do not know



Experience	Amount	Percentage
Very good & Good	3	100.000%
Very poor & Poor	0	0.000%
Neither good nor poor & Do not know	0	0.000%

Very good & Good Very poor & Poor
Neither good nor poor & Do not know



Podiatry (Hull - Homeless Service) Summary

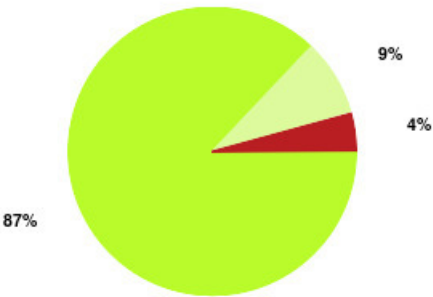
Number of responses: 0

Podiatry (Hull - Longhill HC) Summary

Number of responses: 23

Experience	Amount	Percentage
Very good	20	86.957%
Good	2	8.696%
Neither good nor poor	0	0.000%
Poor	1	4.348%
Very poor	0	0.000%
Do not know	0	0.000%

Very good Good Neither good nor poor Poor
Very poor Do not know



Experience	Amount	Percentage
Very good & Good	22	95.652%
Very poor & Poor	1	4.348%
Neither good nor poor & Do not know	0	0.000%

Very good & Good Very poor & Poor
Neither good nor poor & Do not know

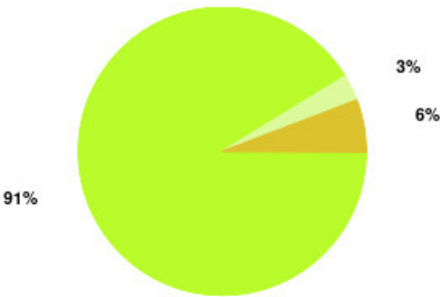


Podiatry (Hull - Morrill St) Summary

Number of responses: 34

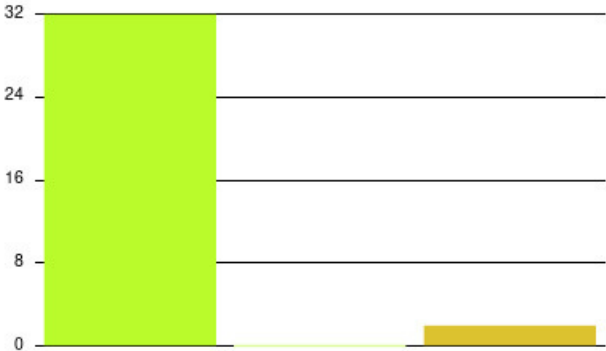
Experience	Amount	Percentage
Very good	31	91.176%
Good	1	2.941%
Neither good nor poor	2	5.882%
Poor	0	0.000%
Very poor	0	0.000%
Do not know	0	0.000%

Very good Good Neither good nor poor Poor
Very poor Do not know



Experience	Amount	Percentage
Very good & Good	32	94.118%
Very poor & Poor	0	0.000%
Neither good nor poor & Do not know	2	5.882%

Very good & Good Very poor & Poor
Neither good nor poor & Do not know



Podiatry (Hull - Nail clinic) Summary

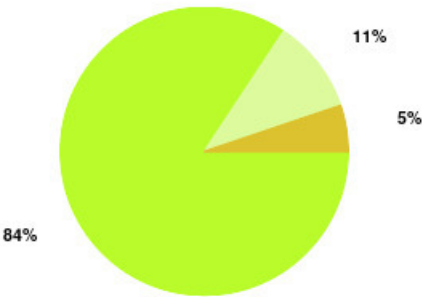
Number of responses: 0

Podiatry (Hull - Newington HC) Summary

Number of responses: 19

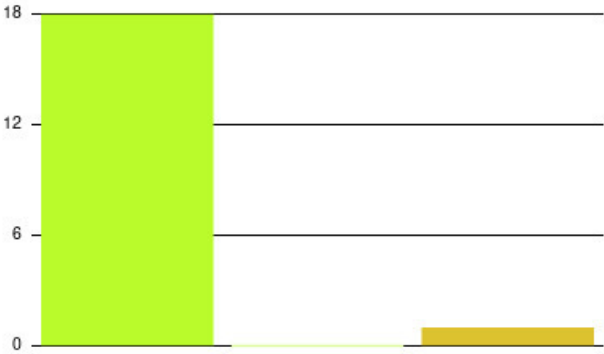
Experience	Amount	Percentage
Very good	16	84.211%
Good	2	10.526%
Neither good nor poor	1	5.263%
Poor	0	0.000%
Very poor	0	0.000%
Do not know	0	0.000%

Very good Good Neither good nor poor Poor
Very poor Do not know



Experience	Amount	Percentage
Very good & Good	18	94.737%
Very poor & Poor	0	0.000%
Neither good nor poor & Do not know	1	5.263%

Very good & Good Very poor & Poor
Neither good nor poor & Do not know

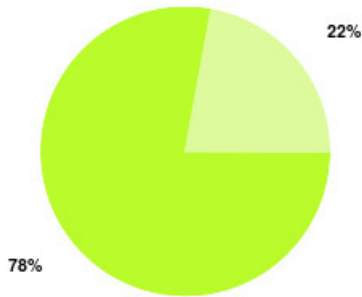


Podiatry (Hull - Orchard Centre) Summary

Number of responses: 18

Experience	Amount	Percentage
Very good	14	77.778%
Good	4	22.222%
Neither good nor poor	0	0.000%
Poor	0	0.000%
Very poor	0	0.000%
Do not know	0	0.000%

Very good Good Neither good nor poor Poor
Very poor Do not know



Experience	Amount	Percentage
Very good & Good	18	100.000%
Very poor & Poor	0	0.000%
Neither good nor poor & Do not know	0	0.000%

Very good & Good Very poor & Poor
Neither good nor poor & Do not know



Podiatry (Hull - Rheumatology H.R.I.) Summary

Number of responses: 0

Podiatry (Hull - Terry St) Summary

Number of responses: 0

Podiatry (Hull - The Crossings) Summary

Number of responses: 0

Podiatry (Hull - Ward visits) Summary

Number of responses: 0

Prison Healthcare: DART (Hull) Summary

Number of responses: 0

Prison Healthcare: DART (Humber) Summary

Number of responses: 0

Prison Healthcare: Dental (Hull) Summary

Number of responses: 0

Prison Healthcare: Dental (Humber) Summary

Number of responses: 0

Prison Healthcare: GP (Hull) Summary

Number of responses: 0

Prison Healthcare: GP (Humber) Summary

Number of responses: 0

Prison Healthcare: Mental Health (Hull) Summary

Number of responses: 0

Prison Healthcare: Mental Health (Humber) Summary

Number of responses: 0

Prison Healthcare: Primary Care (Hull) Summary

Number of responses: 0

Prison Healthcare: Primary Care (Humber) Summary

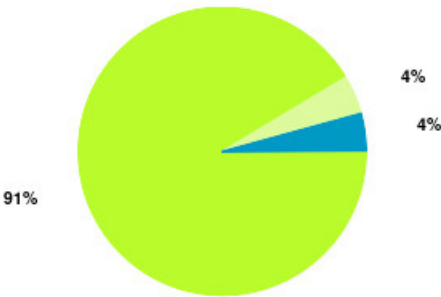
Number of responses: 0

Pulmonary Rehab (East Riding) Summary

Number of responses: 23

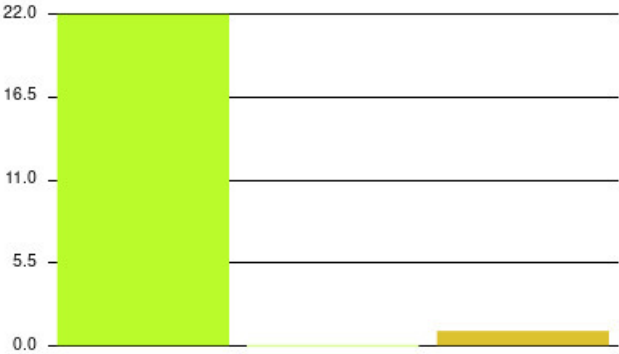
Experience	Amount	Percentage
Very good	21	91.304%
Good	1	4.348%
Neither good nor poor	0	0.000%
Poor	0	0.000%
Very poor	0	0.000%
Do not know	1	4.348%

Very good Good Neither good nor poor Poor
Very poor Do not know



Experience	Amount	Percentage
Very good & Good	22	95.652%
Very poor & Poor	0	0.000%
Neither good nor poor & Do not know	1	4.348%

Very good & Good Very poor & Poor
Neither good nor poor & Do not know

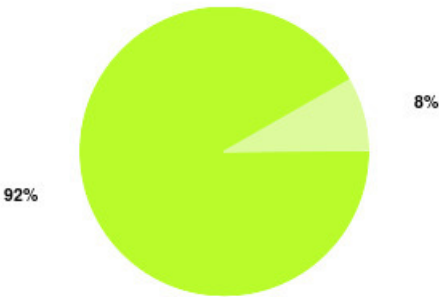


Pulmonary Rehab (Hull) Summary

Number of responses: 12

Experience	Amount	Percentage
Very good	11	91.667%
Good	1	8.333%
Neither good nor poor	0	0.000%
Poor	0	0.000%
Very poor	0	0.000%
Do not know	0	0.000%

Very good Good Neither good nor poor Poor
Very poor Do not know



Experience	Amount	Percentage
Very good & Good	12	100.000%
Very poor & Poor	0	0.000%
Neither good nor poor & Do not know	0	0.000%

Very good & Good Very poor & Poor
Neither good nor poor & Do not know

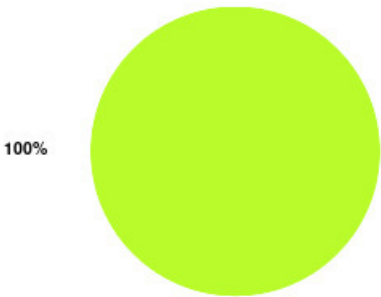


Rossmore Stroke Beds Summary

Number of responses: 2

Experience	Amount	Percentage
Very good	2	100.000%
Good	0	0.000%
Neither good nor poor	0	0.000%
Poor	0	0.000%
Very poor	0	0.000%
Do not know	0	0.000%

Very good Good Neither good nor poor Poor
Very poor Do not know



Experience	Amount	Percentage
Very good & Good	2	100.000%
Very poor & Poor	0	0.000%
Neither good nor poor & Do not know	0	0.000%

Very good & Good Very poor & Poor
Neither good nor poor & Do not know



School Health + Summary

Number of responses: 0

Sexual Health - Erectile Dysfunction (East Riding) Summary

Number of responses: 0


Sexual Health - Erectile Dysfunction (Hull) Summary

Number of responses: 2

Experience	Amount	Percentage
Very good	1	50.000%
Good	0	0.000%
Neither good nor poor	0	0.000%
Poor	1	50.000%
Very poor	0	0.000%
Do not know	0	0.000%

Experience	Amount	Percentage
Very good & Good	1	50.000%
Very poor & Poor	1	50.000%
Neither good nor poor & Do not know	0	0.000%

Very good Good Neither good nor poor Poor
Very poor Do not know
50%



50%

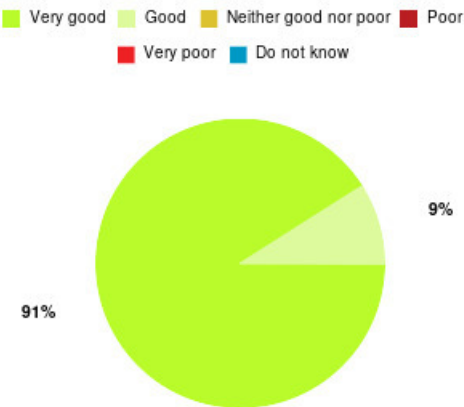
Very good & Good Very poor & Poor
Neither good nor poor & Do not know



Sexual Health - GUM & Family Planning (East Riding) Summary

Number of responses: 11

Experience	Amount	Percentage
Very good	10	90.909%
Good	1	9.091%
Neither good nor poor	0	0.000%
Poor	0	0.000%
Very poor	0	0.000%
Do not know	0	0.000%



Experience	Amount	Percentage
Very good & Good	11	100.000%
Very poor & Poor	0	0.000%
Neither good nor poor & Do not know	0	0.000%

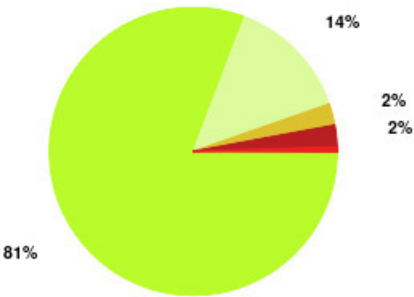


Sexual Health - GUM & Family Planning (Hull) Summary

Number of responses: 166

Experience	Amount	Percentage
Very good	134	80.723%
Good	23	13.855%
Neither good nor poor	4	2.410%
Poor	4	2.410%
Very poor	1	0.602%
Do not know	0	0.000%

Very good Good Neither good nor poor Poor
Very poor Do not know



Experience	Amount	Percentage
Very good & Good	157	94.578%
Very poor & Poor	5	3.012%
Neither good nor poor & Do not know	4	2.410%

Very good & Good Very poor & Poor
Neither good nor poor & Do not know



Sexual Health - Outreach (East Riding) Summary

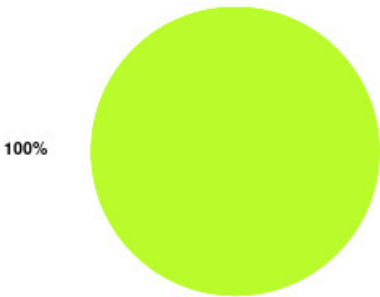
Number of responses: 0

Sexual Health - Outreach (Hull) Summary

Number of responses: 1

Experience	Amount	Percentage
Very good	1	100.000%
Good	0	0.000%
Neither good nor poor	0	0.000%
Poor	0	0.000%
Very poor	0	0.000%
Do not know	0	0.000%

Very good Good Neither good nor poor Poor
Very poor Do not know



Experience	Amount	Percentage
Very good & Good	1	100.000%
Very poor & Poor	0	0.000%
Neither good nor poor & Do not know	0	0.000%

Very good & Good Very poor & Poor
Neither good nor poor & Do not know

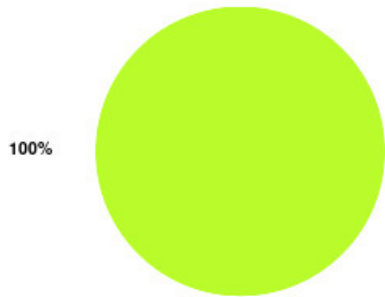


Sexual Health - Ultrasound (Hull) Summary

Number of responses: 1

Experience	Amount	Percentage
Very good	1	100.000%
Good	0	0.000%
Neither good nor poor	0	0.000%
Poor	0	0.000%
Very poor	0	0.000%
Do not know	0	0.000%

Very good Good Neither good nor poor Poor
Very poor Do not know



Experience	Amount	Percentage
Very good & Good	1	100.000%
Very poor & Poor	0	0.000%
Neither good nor poor & Do not know	0	0.000%

Very good & Good Very poor & Poor
Neither good nor poor & Do not know

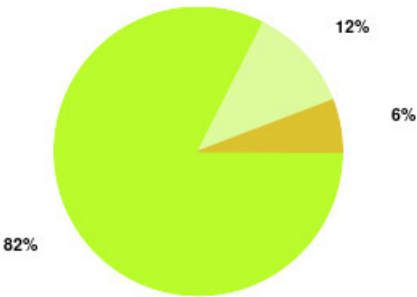


Sexual Health - Unplanned Pregnancy Service Summary

Number of responses: 17

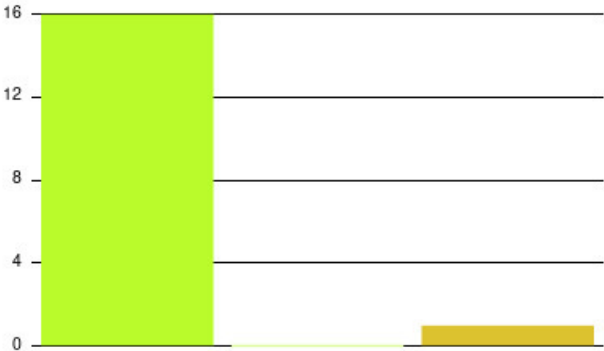
Experience	Amount	Percentage
Very good	14	82.353%
Good	2	11.765%
Neither good nor poor	1	5.882%
Poor	0	0.000%
Very poor	0	0.000%
Do not know	0	0.000%

Very good Good Neither good nor poor Poor
Very poor Do not know



Experience	Amount	Percentage
Very good & Good	16	94.118%
Very poor & Poor	0	0.000%
Neither good nor poor & Do not know	1	5.882%

Very good & Good Very poor & Poor
Neither good nor poor & Do not know

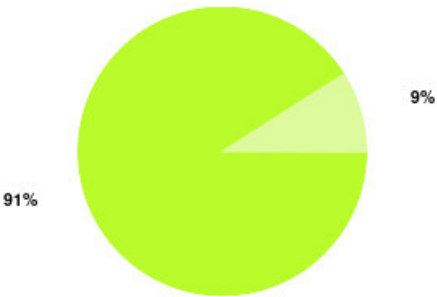


Sexual Health - Vasectomy (Hull) Summary

Number of responses: 11

Experience	Amount	Percentage
Very good	10	90.909%
Good	1	9.091%
Neither good nor poor	0	0.000%
Poor	0	0.000%
Very poor	0	0.000%
Do not know	0	0.000%

Very good Good Neither good nor poor Poor
Very poor Do not know



Experience	Amount	Percentage
Very good & Good	11	100.000%
Very poor & Poor	0	0.000%
Neither good nor poor & Do not know	0	0.000%

Very good & Good Very poor & Poor
Neither good nor poor & Do not know



Sexual Health - Women's Health (East Riding) Summary

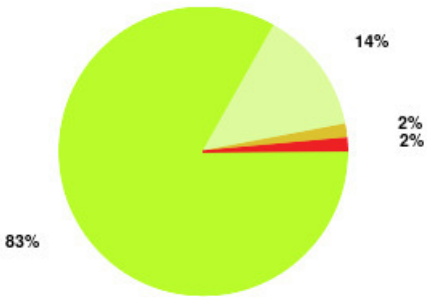
Number of responses: 0

Sexual Health - Women's Health (Hull) Summary

Number of responses: 65

Experience	Amount	Percentage
Very good	54	83.077%
Good	9	13.846%
Neither good nor poor	1	1.538%
Poor	0	0.000%
Very poor	1	1.538%
Do not know	0	0.000%

Very good Good Neither good nor poor Poor
Very poor Do not know



Experience	Amount	Percentage
Very good & Good	63	96.923%
Very poor & Poor	1	1.538%
Neither good nor poor & Do not know	1	1.538%

Very good & Good Very poor & Poor
Neither good nor poor & Do not know

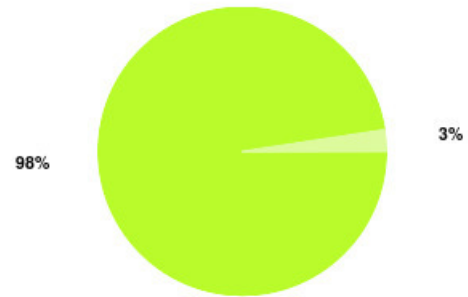


Smokefree (Knowsley) Summary

Number of responses: 40

Experience	Amount	Percentage
Very good	39	97.500%
Good	1	2.500%
Neither good nor poor	0	0.000%
Poor	0	0.000%
Very poor	0	0.000%
Do not know	0	0.000%

Very good Good Neither good nor poor Poor
Very poor Do not know



Experience	Amount	Percentage
Very good & Good	40	100.000%
Very poor & Poor	0	0.000%
Neither good nor poor & Do not know	0	0.000%

Very good & Good Very poor & Poor
Neither good nor poor & Do not know

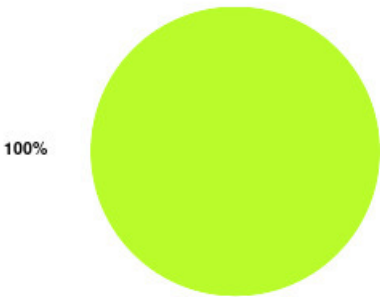


Smokefree (St Helens) Summary

Number of responses: 7

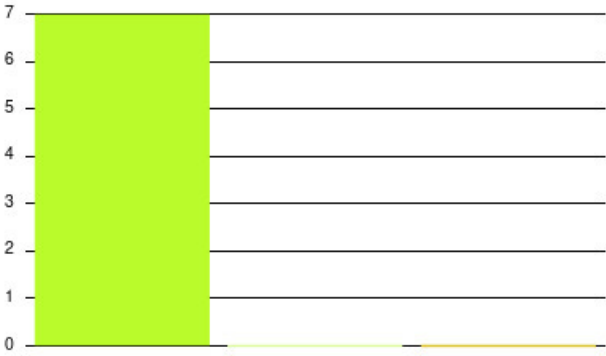
Experience	Amount	Percentage
Very good	7	100.000%
Good	0	0.000%
Neither good nor poor	0	0.000%
Poor	0	0.000%
Very poor	0	0.000%
Do not know	0	0.000%

Very good Good Neither good nor poor Poor
Very poor Do not know



Experience	Amount	Percentage
Very good & Good	7	100.000%
Very poor & Poor	0	0.000%
Neither good nor poor & Do not know	0	0.000%

Very good & Good Very poor & Poor
Neither good nor poor & Do not know



Specialist Palliative Care Services (EOL) Summary

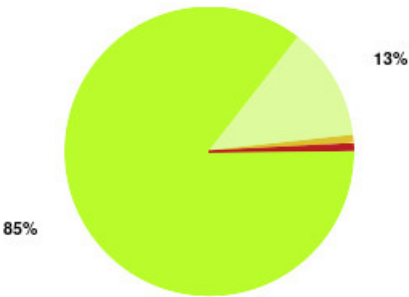
Number of responses: 0

Specialist Weight Management Services Summary

Number of responses: 110

Experience	Amount	Percentage
Very good	94	85.455%
Good	14	12.727%
Neither good nor poor	1	0.909%
Poor	1	0.909%
Very poor	0	0.000%
Do not know	0	0.000%

Very good Good Neither good nor poor Poor
Very poor Do not know



Experience	Amount	Percentage
Very good & Good	108	98.182%
Very poor & Poor	1	0.909%
Neither good nor poor & Do not know	1	0.909%

Very good & Good Very poor & Poor
Neither good nor poor & Do not know

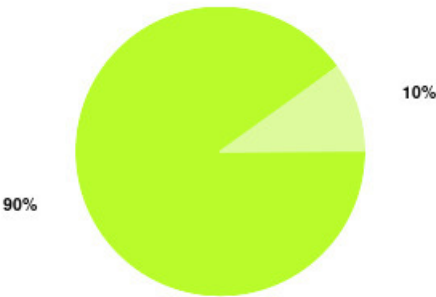


Speech and Language Therapy (East Riding) Summary

Number of responses: 10

Experience	Amount	Percentage
Very good	9	90.000%
Good	1	10.000%
Neither good nor poor	0	0.000%
Poor	0	0.000%
Very poor	0	0.000%
Do not know	0	0.000%

Very good Good Neither good nor poor Poor
Very poor Do not know



Experience	Amount	Percentage
Very good & Good	10	100.000%
Very poor & Poor	0	0.000%
Neither good nor poor & Do not know	0	0.000%

Very good & Good Very poor & Poor
Neither good nor poor & Do not know

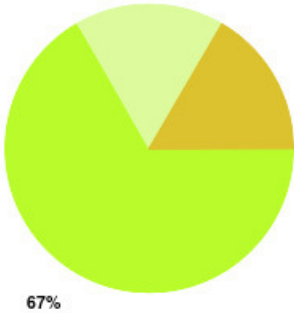


Speech and Language Therapy (Hull) Summary

Number of responses: 6

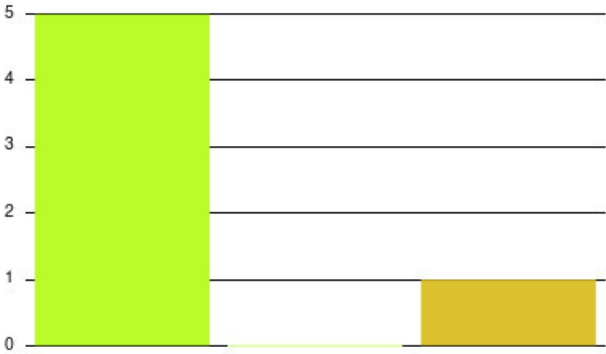
Experience	Amount	Percentage
Very good	4	66.667%
Good	1	16.667%
Neither good nor poor	1	16.667%
Poor	0	0.000%
Very poor	0	0.000%
Do not know	0	0.000%

Very good Good Neither good nor poor Poor
Very poor Do not know
17%
17%



Experience	Amount	Percentage
Very good & Good	5	83.333%
Very poor & Poor	0	0.000%
Neither good nor poor & Do not know	1	16.667%

Very good & Good Very poor & Poor
Neither good nor poor & Do not know



Story Street Walk In Summary

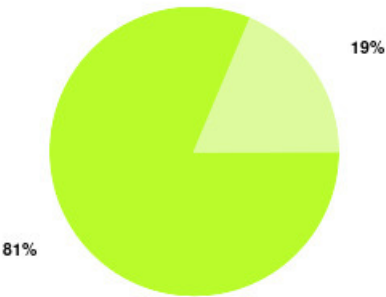
Number of responses: 0

Stroke Team (East Riding) Summary

Number of responses: 16

Experience	Amount	Percentage
Very good	13	81.250%
Good	3	18.750%
Neither good nor poor	0	0.000%
Poor	0	0.000%
Very poor	0	0.000%
Do not know	0	0.000%

Very good Good Neither good nor poor Poor
Very poor Do not know



Experience	Amount	Percentage
Very good & Good	16	100.000%
Very poor & Poor	0	0.000%
Neither good nor poor & Do not know	0	0.000%

Very good & Good Very poor & Poor
Neither good nor poor & Do not know

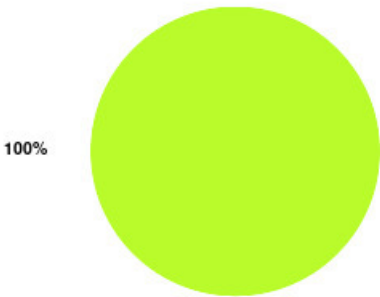


Stroke Team (Hull) Summary

Number of responses: 4

Experience	Amount	Percentage
Very good	4	100.000%
Good	0	0.000%
Neither good nor poor	0	0.000%
Poor	0	0.000%
Very poor	0	0.000%
Do not know	0	0.000%

Very good Good Neither good nor poor Poor
Very poor Do not know



Experience	Amount	Percentage
Very good & Good	4	100.000%
Very poor & Poor	0	0.000%
Neither good nor poor & Do not know	0	0.000%

Very good & Good Very poor & Poor
Neither good nor poor & Do not know



TB Nursing Team Summary

Number of responses: 0

Telehealth Summary

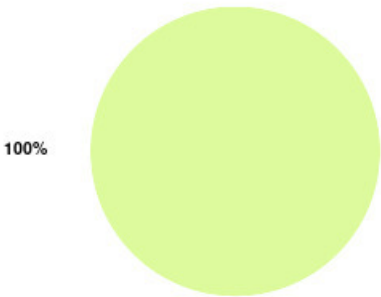
Number of responses: 0

Tier 3 Specialist Weight Management (SH) Summary

Number of responses: 1

Experience	Amount	Percentage
Very good	0	0.000%
Good	1	100.000%
Neither good nor poor	0	0.000%
Poor	0	0.000%
Very poor	0	0.000%
Do not know	0	0.000%

Very good Good Neither good nor poor Poor
Very poor Do not know



Experience	Amount	Percentage
Very good & Good	1	100.000%
Very poor & Poor	0	0.000%
Neither good nor poor & Do not know	0	0.000%

Very good & Good Very poor & Poor
Neither good nor poor & Do not know



Tissue Viability Summary

Number of responses: 0

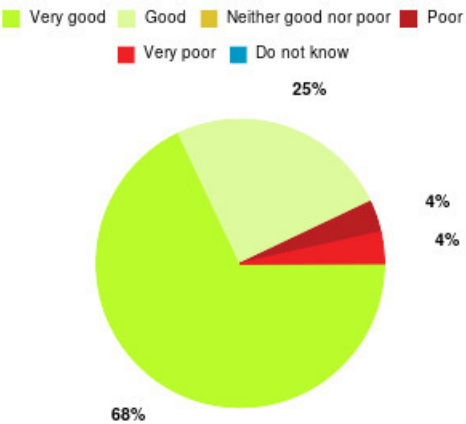
Trainee Health Psychologist Summary

Number of responses: 0

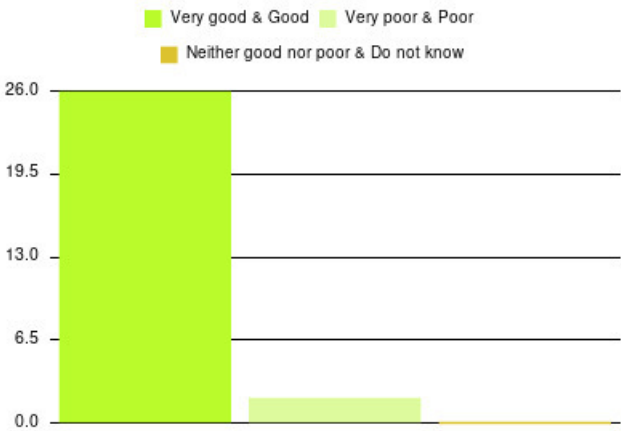
Treatment rooms (ER) Summary

Number of responses: 28

Experience	Amount	Percentage
Very good	19	67.857%
Good	7	25.000%
Neither good nor poor	0	0.000%
Poor	1	3.571%
Very poor	1	3.571%
Do not know	0	0.000%



Experience	Amount	Percentage
Very good & Good	26	92.857%
Very poor & Poor	2	7.143%
Neither good nor poor & Do not know	0	0.000%

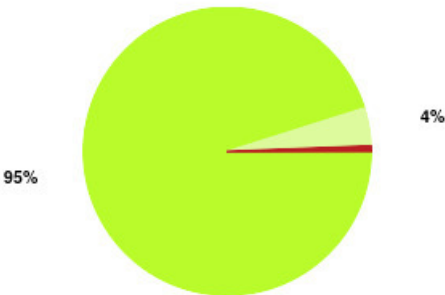


Treatment rooms (Hull) Summary

Number of responses: 141

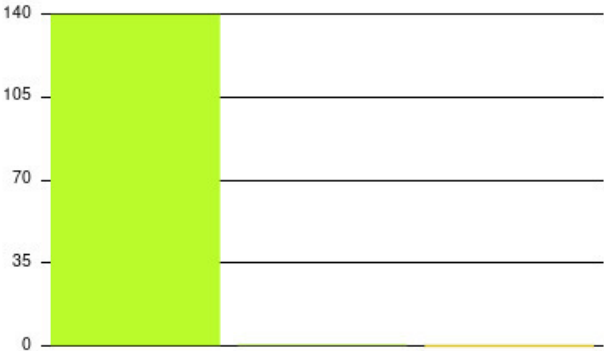
Experience	Amount	Percentage
Very good	134	95.035%
Good	6	4.255%
Neither good nor poor	0	0.000%
Poor	1	0.709%
Very poor	0	0.000%
Do not know	0	0.000%

Very good Good Neither good nor poor Poor
Very poor Do not know



Experience	Amount	Percentage
Very good & Good	140	99.291%
Very poor & Poor	1	0.709%
Neither good nor poor & Do not know	0	0.000%

Very good & Good Very poor & Poor
Neither good nor poor & Do not know



Vaccination Bus Summary

Number of responses: 0

Vaccination Centre Summary

Number of responses: 0

Volunteer Hub Summary

Number of responses: 0

Volunteering (SH) Summary

Number of responses: 0

Walks Programme (SH) Summary

Number of responses: 0

Weightwise Extra (Childrens) Summary

Number of responses: 0

Wellbeing Liaison Service Summary

Number of responses: 0

Withernsea UTC Summary

Number of responses: 0
